

## **EXAMPLES OF INSTALLATIONS USING SIDE-LIGHT ACRYLIC LIGHTING TECHNOLOGY**

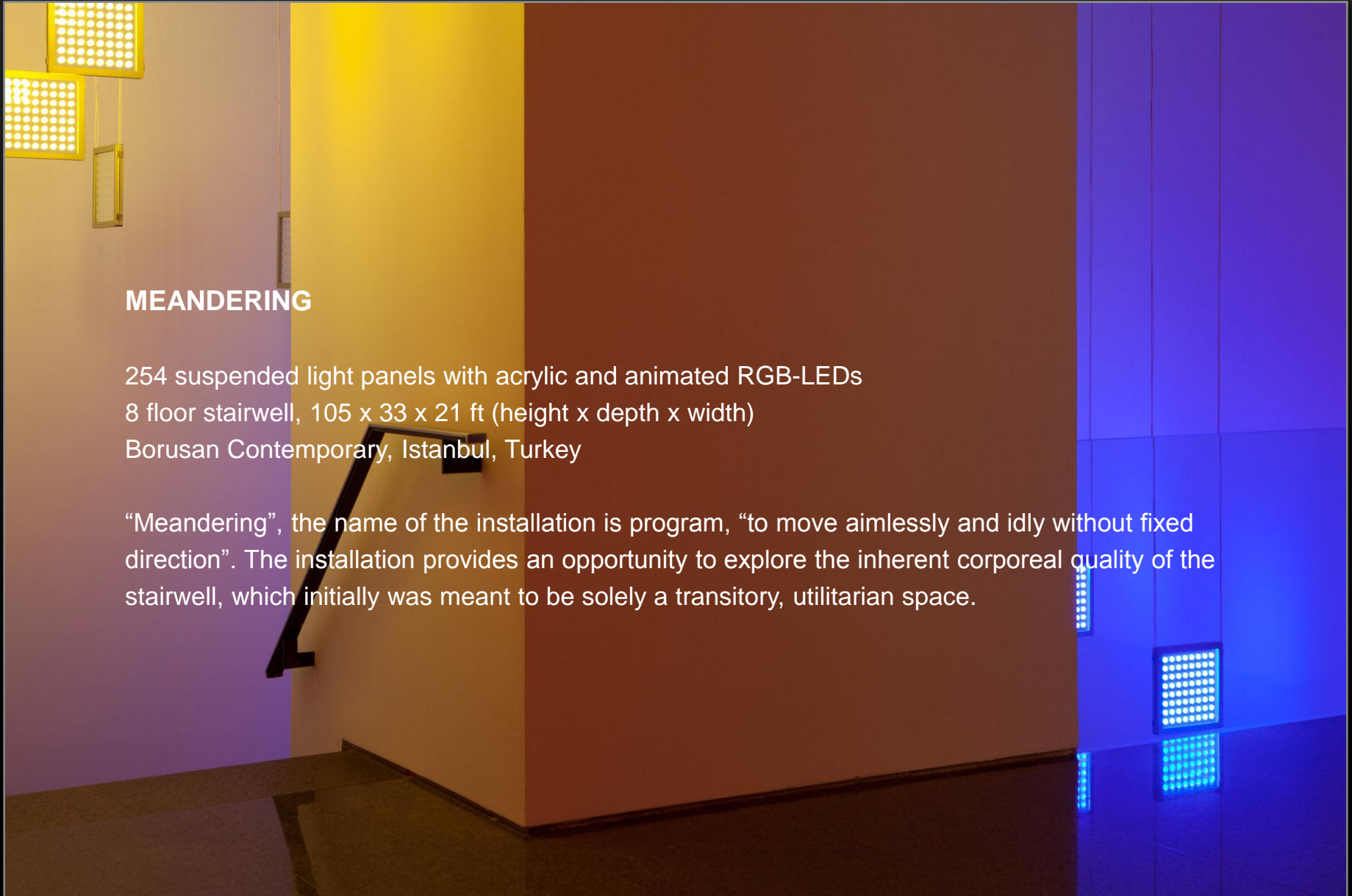
## MEANDERING

254 suspended light panels with acrylic and animated RGB-LEDs

8 floor stairwell, 105 x 33 x 21 ft (height x depth x width)

Borusan Contemporary, Istanbul, Turkey

"Meandering", the name of the installation is program, "to move aimlessly and idly without fixed direction". The installation provides an opportunity to explore the inherent corporeal quality of the stairwell, which initially was meant to be solely a transitory, utilitarian space.













## DIAMOND MATRIX, 2014

410 suspended light panels with acrylic and animated RGB-LEDs

50 x 54 x 24 ft (width x height x depth)

New York Police Academy, Queens, NY

Commissioned by the New York City Department of Cultural Affairs Percent for Art Program, the Department of Design and Construction, and the New York Police Department

By placing the 410 light panels in five layers aligned with the façade's diamond grid a stunning scenario unfolds throughout the atrium's gigantic volume. Individual light panels slowly change color in synch, rendering space a palpable experience.





















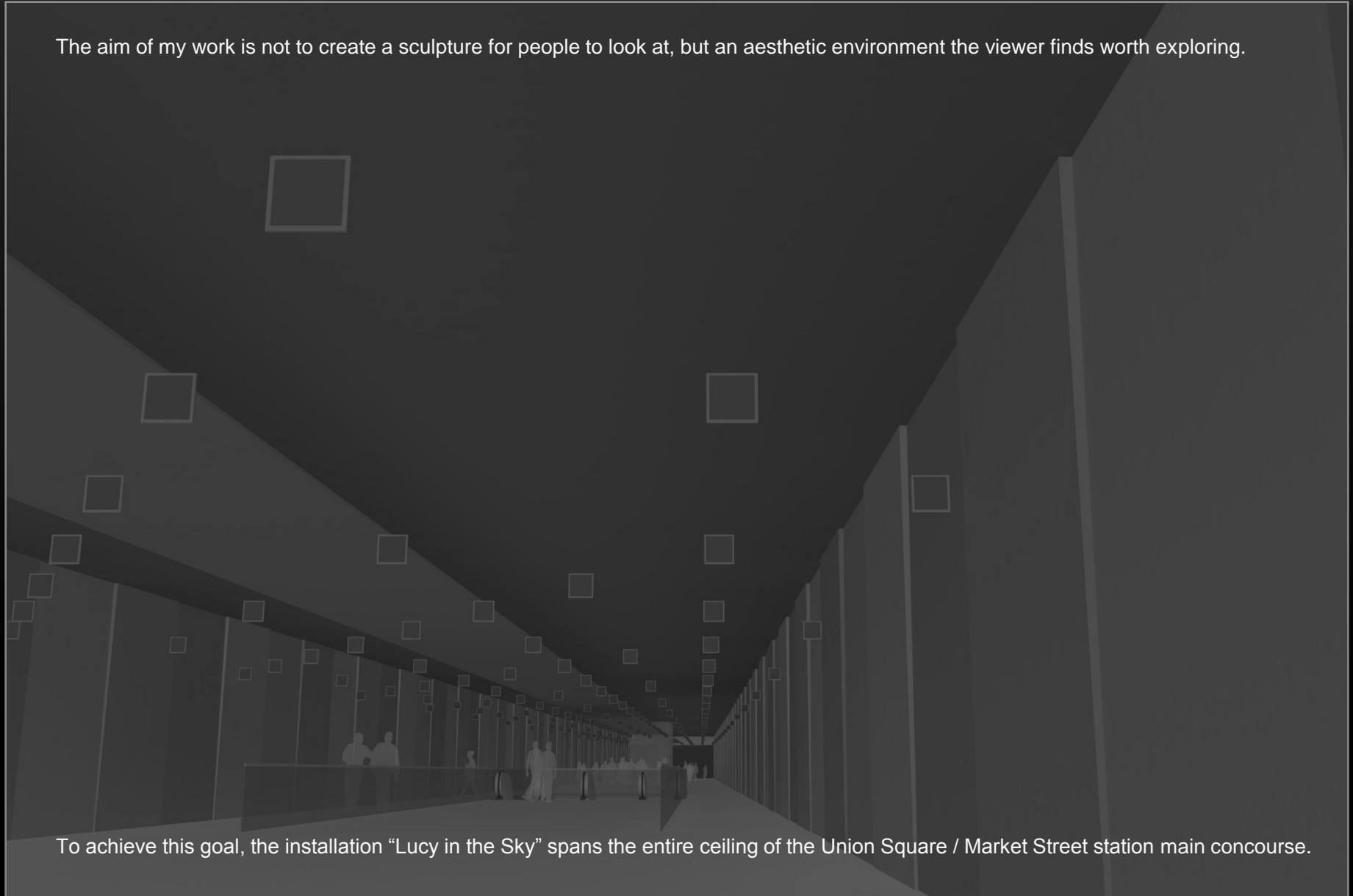
# **LUCY IN THE SKY**

Light Programming for the Installation  
In the Concourse of the  
Union Square / Market Street Station


New York City Police Academy

© Erwin Redl, 2010

The aim of my work is not to create a sculpture for people to look at, but an aesthetic environment the viewer finds worth exploring.



To achieve this goal, the installation “Lucy in the Sky” spans the entire ceiling of the Union Square / Market Street station main concourse.



The light design submitted shows the programming as intended for the installation. The submitted computer animation was created using the simulation feature of the programming software.


Due to the enormous scale of the installation with a length of 688 ft the simulation is an approximation of the final program. Tempos, color and certain details of patterns will be optimized at the site. I intend to add more patterns if they are suitable for the specific site conditions.

The four parts of the 19 min 30 sec long animation explores basic options of color, movement and pattern combinations within the layout of the installation.

Part one:

## FADE


Very slow, monochrome color fades stretch across the entire installation. White sparkles end this sequence as a preview to white patterns used in the next section.



Part two:

## WAVE


Slow moving white wave patterns progress down the corridor and emerge on top of color fades moving in a perpendicular direction. Over time red patterns move in the opposite direction and overlap with the white waves in dense color rhythms.



Part three:

## ROTATION

With the slow, monochrome color fades in the background the animation builds up from basic rotations along the diamond patterns of the installation. The sequence culminates in complex patterns juxtaposing clockwise and counterclockwise rotations along interleaving diamond configurations.



Part four:

## DIAMONDS

White and red patterns slowly weave along the corridor. The waves trace the diamond layout of the installation. The background shifts between subtle hues of blue between the corridor walls. As the intricate weaving patterns fade out, cascading white sparkles conclude the animation.

