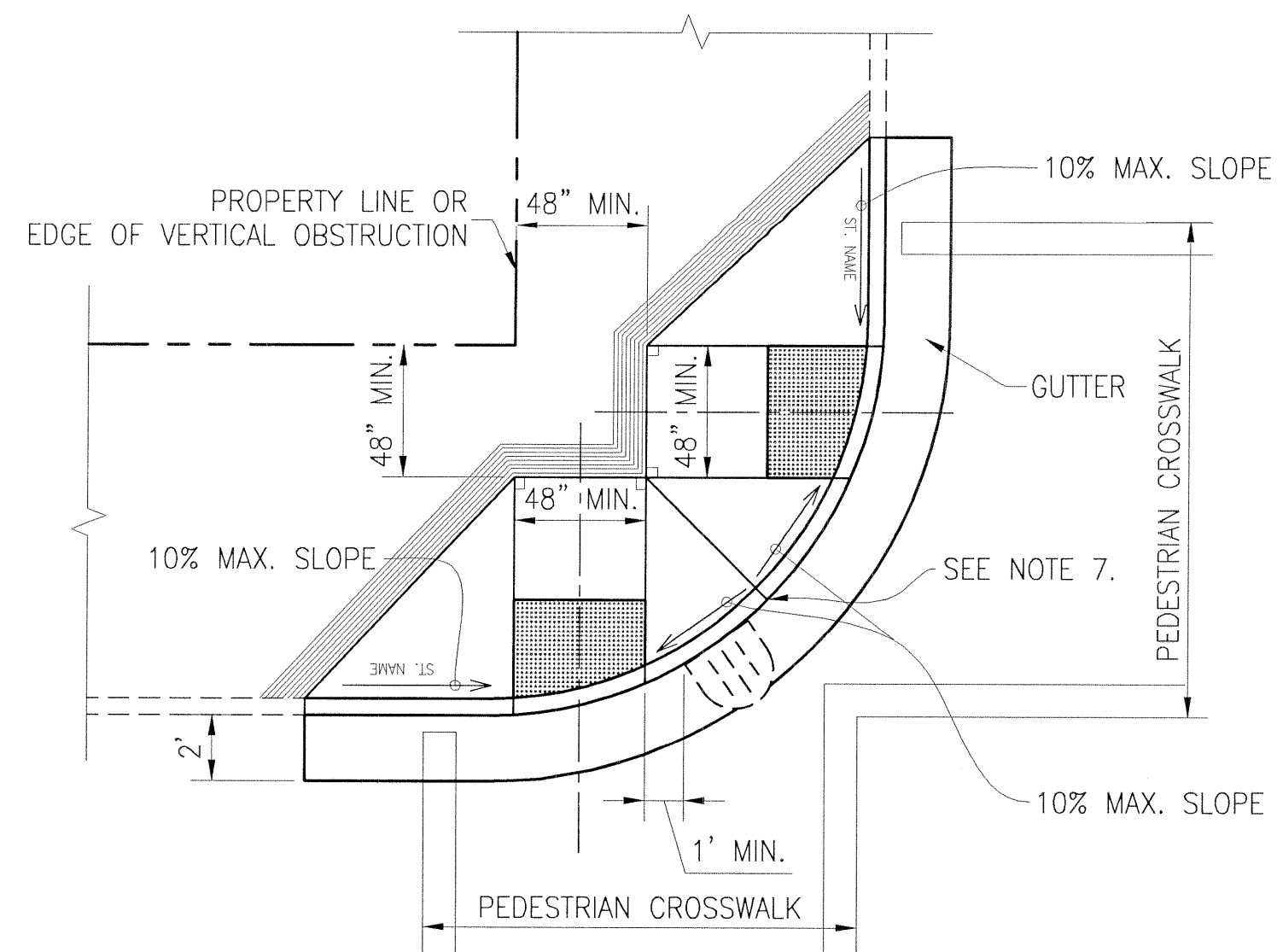
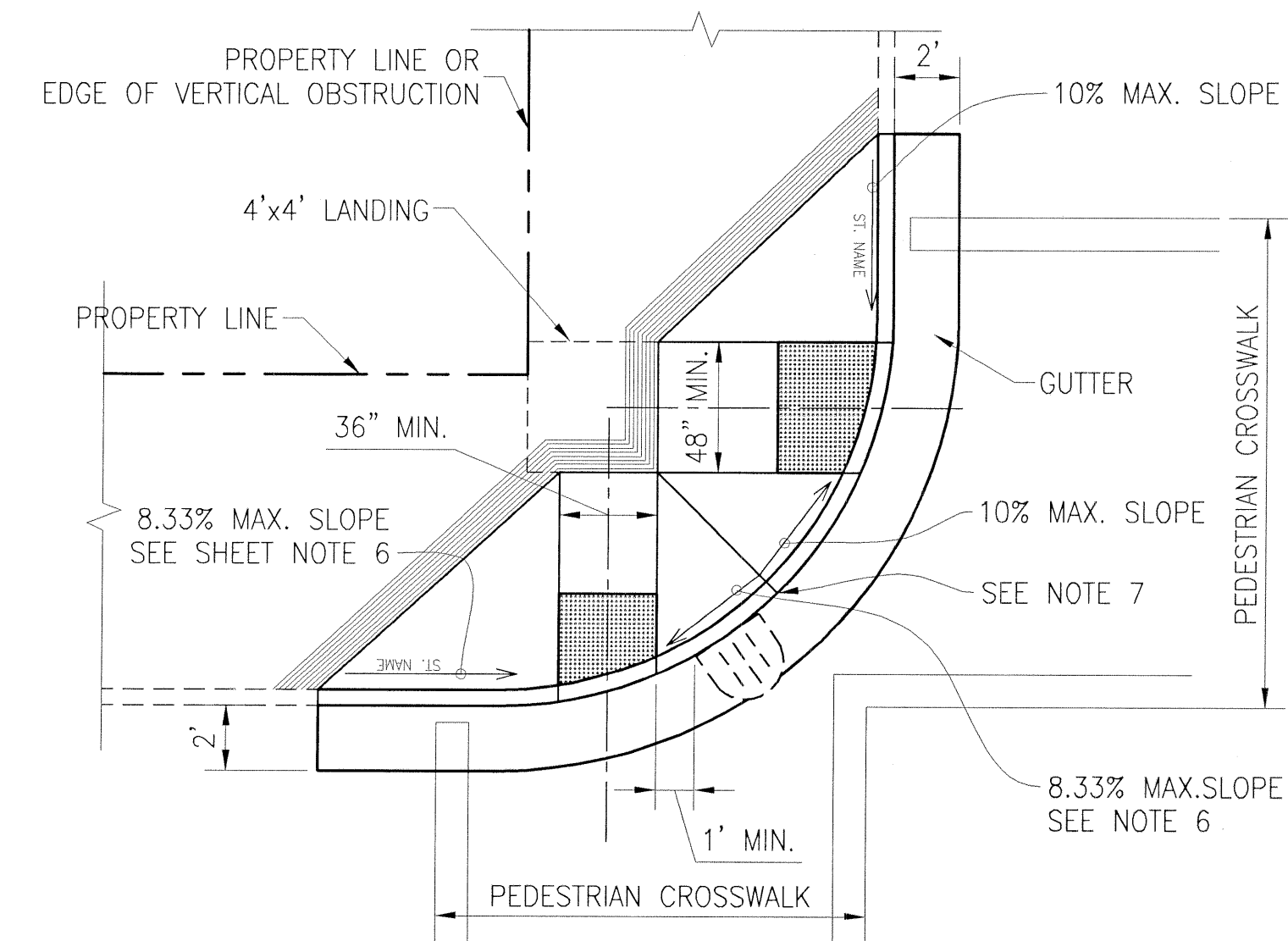


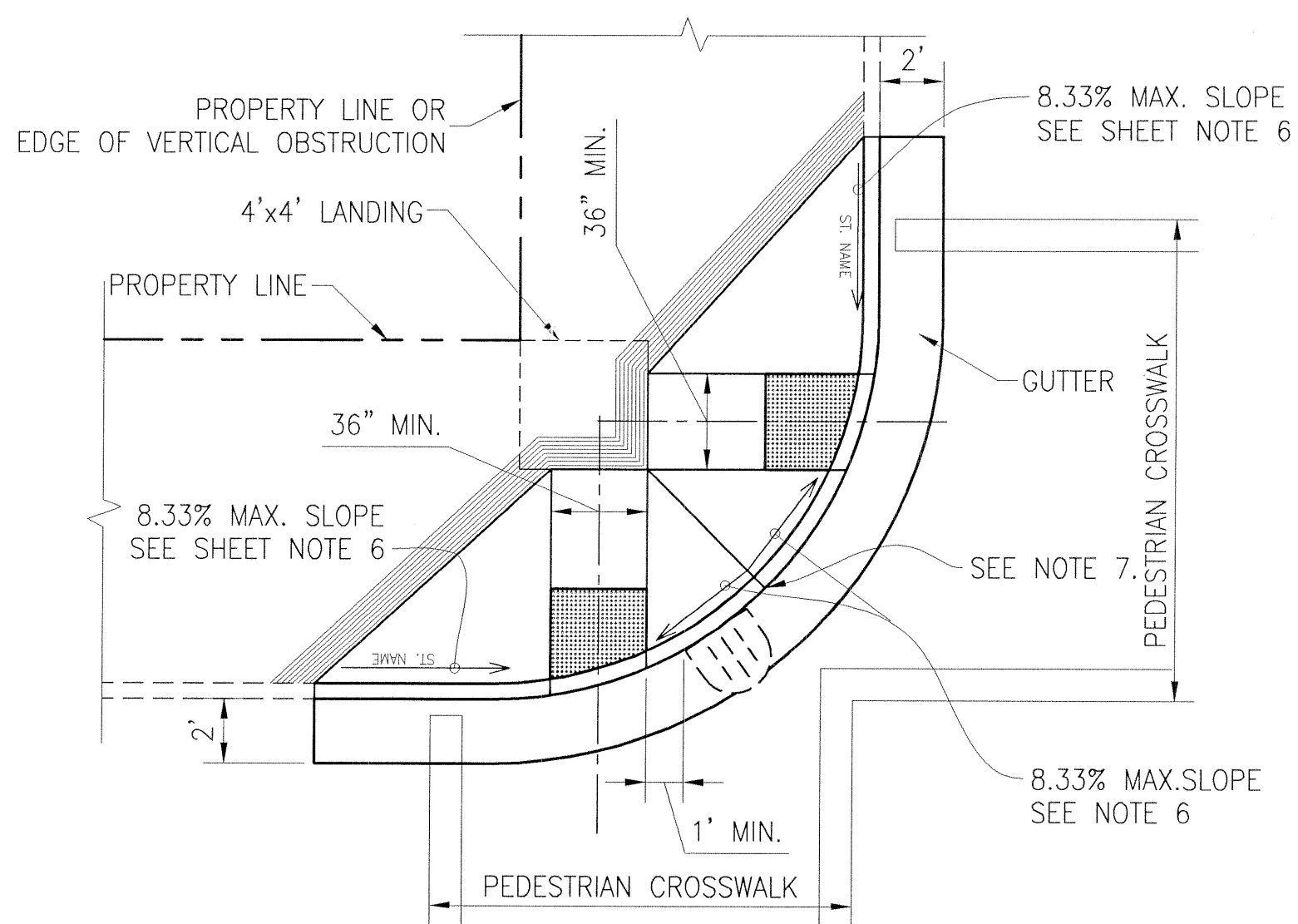
**CURB RAMP EXCEPTION A**  
MERGED GROOVED BORDER



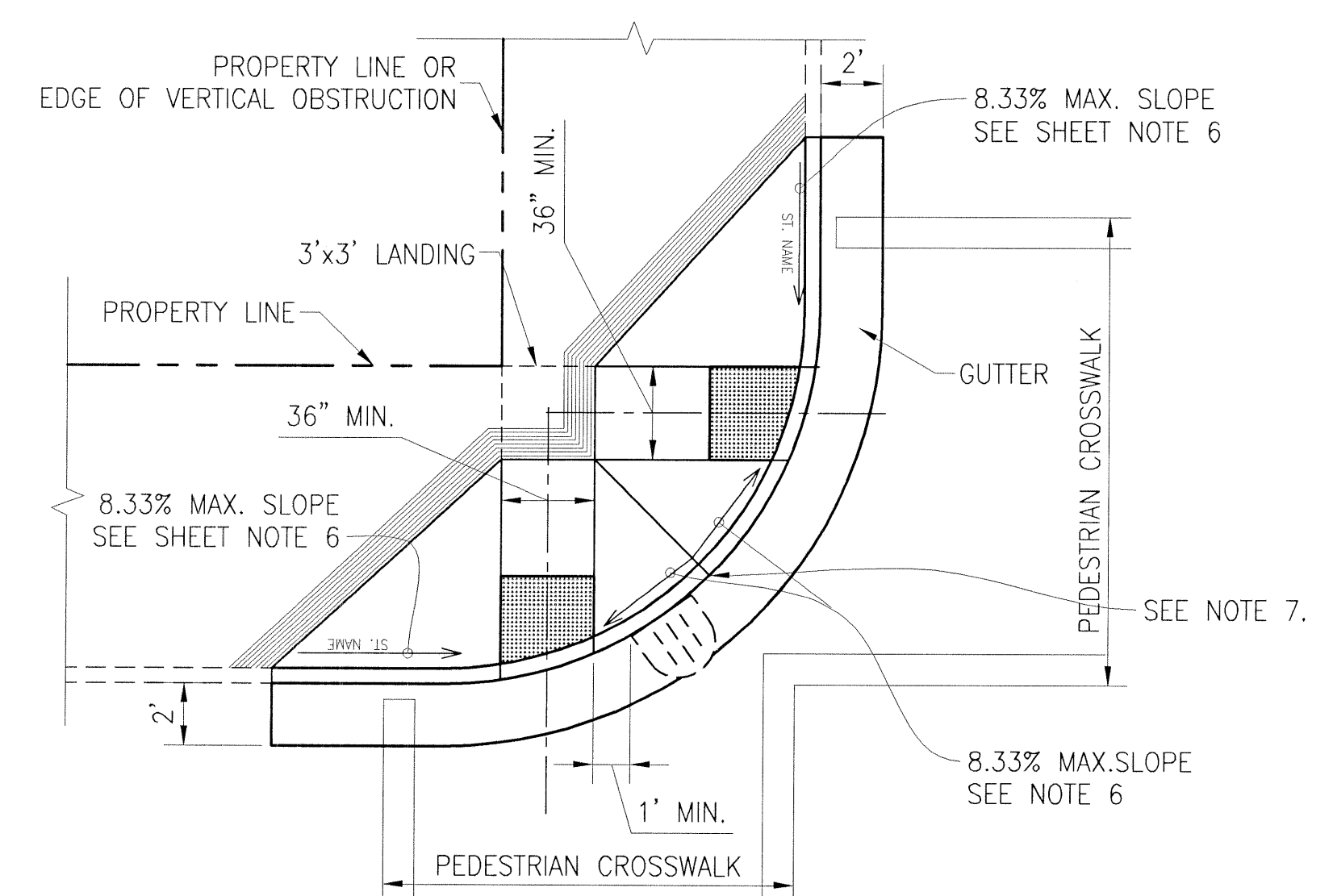
**CURB RAMP EXCEPTION B**  
MERGED FLARED SIDES



**CURB RAMP EXCEPTION C**  
48" TOP LANDING - 36" AND 48" RAMPS



**CURB RAMP EXCEPTION D**  
48" TOP LANDING - 36" RAMPS



**CURB RAMP EXCEPTION E**  
36" TOP LANDING - 36" RAMPS

**SHEET NOTES**

1. THE EXCEPTION CURB RAMPS SHOWN ON THIS DRAWING SHALL BE USED ONLY WITH PRIOR APPROVAL FROM THE CITY ENGINEER, DPW DISABILITY ACCESS COORDINATOR, OR THEIR DESIGNEE AND UPON PROPER DOCUMENTATION OF HARDSHIP INDICATING LEGAL AND OR PHYSICAL CONSTRAINTS. THE EXCEPTION CURB RAMPS SHEETS SHALL BE USED IN DESCENDING ORDER OF PRIORITY, FROM CR-4 TO CR-5, AND SO ON.

2. ALL GENERAL NOTES ON DRAWING CR-1, FILE NUMBER 55,017, STANDARD CURB RAMPS, REV. 3, SHALL APPLY TO THIS SHEET. FOR DETECTABLE SURFACE DETAILS AND NOTES, SEE DRAWING CR-2.

3. THE CURB RAMP EXCEPTIONS SHALL BE USED IN DESCENDING ORDER OF PRIORITY, FROM EXCEPTION "A" TO "B" TO "C" TO "D" THEN TO "E". IF EXCEPTION "E" IS NOT FEASIBLE, REFER TO DRAWING CR-5.

4. EXCEPTION "A" SHALL BE USED WHEN THE 3-FOOT MINIMUM DISTANCE BETWEEN THE TWO CURB RAMPS CANNOT BE ACHIEVED DUE TO HARDSHIP. THE DISTANCE BETWEEN THE TWO RAMPS CAN BE REDUCED TO A 12" GROOVED BORDER. IT IS PREFERRED THAT LARGER THAN 12" DISTANCE BE PROVIDED, AS MUCH AS FEASIBLE.

5. EXCEPTION "B" SHALL BE USED WHEN THE SPACE WITHIN THE CURB RETURN IS LIMITED AND OMITTING THE MERGED BORDER WILL ALLOW THE INSTALLATION OF TWO ADJACENT CURB RAMPS.


6. WHEN THE RAMP WIDTH IS LESS THAN 48 INCHES OR THE TOP LANDING WIDTH IS LESS THAN 48 INCHES, THEN THE SLOPE OF THE FLARED SIDES SHALL BE 8.33% (1:12) MAXIMUM.

7. THE CURB HEIGHT AT THE MERGE POINT BETWEEN THE TWO CURB RAMPS SHALL BE 4 INCHES MINIMUM.


APPROVED: *Kirk Jensen* 1/12/04  
DPW DISABILITY ACCESS COORDINATOR DATE:  
EFFECTIVE DATE:

NO.	DATE	DESCRIPTION	BY	APP.
TABLE OF REVISIONS				
CHECK WITH TRACING TO SEE IF YOU HAVE LATEST REVISION				

REFERENCE INFORMATION & FILE NO. OF SURVEYS



**BUREAU OF ENGINEERING**  
DEPARTMENT OF PUBLIC WORKS  
CITY AND COUNTY OF SAN FRANCISCO



DESIGNED: DATE: PR 11/02  
DRAWN: DATE: SAC 11/02  
CHECKED: DATE: KJ 11/02

APPROVED: *Patrick G. Rivera* 1-14-04  
SECTION MANAGER DATE:  
*William J. Kelly* 1/15/04  
DEPUTY MANAGER DATE:  
*Nelson Wong* 1/16/04  
CITY ENGINEER DATE:

SCALE: NOT TO SCALE  
SHEET OF SHEETS: 4 OF

EXCEPTION CURB RAMPS  
MERGED GROOVED BORDER CURB RAMP PLANS

SPECIFICATION NO.  
DRAWING NO. CR-4  
FILE NO. 55,018.1  
REV. NO. 0