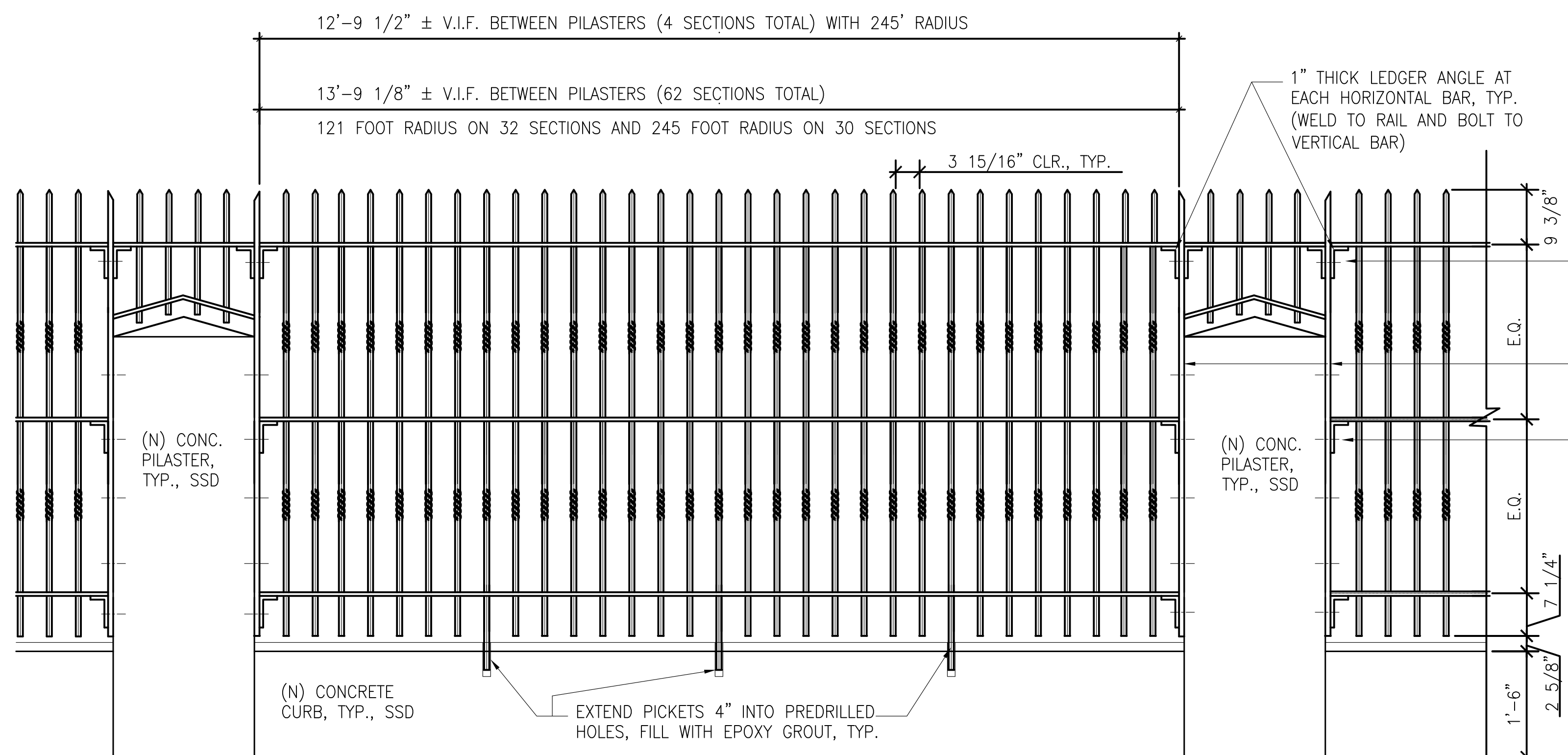


1 EXISTING FENCE (DEMOLITION)
SCALE: 3/4"=1'-0"

3 GATE TYPE ONE IN FENCE TYPE ONE
SCALE: 3/4"=1'-0"




ORIGINAL FENCE TYPE 1	NEW FENCE TYPE 1	ORIGINAL FENCE TYPE 2	NEW FENCE TYPE 2
5/8" SQ PICKETS SET DIAGONALLY AND FASTENED WITH PINS	1" SQ PICKETS SET DIAGONALLY AND FASTENED WITH PINS	5/8" SQ PICKETS SET DIAGONALLY AND FASTENED WITH PINS	5/8" SQ PICKETS SET DIAGONALLY AND FASTENED WITH PINS
7/16" X 2" HORIZONTAL STEEL BARS	3/4" X 3" HORIZONTAL STEEL BARS	7/16" X 2" HORIZONTAL STEEL BARS	7/16" X 2" HORIZONTAL STEEL BARS

FENCE SECTIONS COUNT AND RADIUS AROUND RESERVOIR EXCLUDING BOAT DOCK FENCING (All sizes are to be Verified in the Field)

13' - 2 1/8" Between Pilasters on Arc (62 Count)
121' radius on 32 sections and 245' radius on 30 sections

12' - 9 1/2" Between Pilasters on Arc (4 Count)
245' radius on all 4 sections



CONTRACT NO. WD-2685

CITY AND COUNTY OF SAN FRANCISCO
SF WATER POWER SEWER
INFRASTRUCTURE DIVISION
ENGINEERING MANAGEMENT BUREAU
AUXILIARY WATER SUPPLY SYSTEM
RESERVOIR AND TANKS IMPROVEMENTS (2013)
TWIN PEAKS RESERVOIR
FENCE ELEVATIONS

CITY AND COUNTY OF SAN FRANCISCO
DEPARTMENT OF PUBLIC WORKS
BUILDING DESIGN & CONSTRUCTION DIVISION


PROJECT ARCHITECT	K. FORD	DRAWN	K.F./E.P./Y.W.
SECTION MANAGER	P. WONG	DESIGNED	K. FORD
DIVISION MANAGER	T. LAMONT	CHECKED	P. WONG

CHECKED / APPROVED	DRAWN	SCALE	AS SHOWN
SECTION MANAGER	DESIGNED	DATE	2/15/2013
APPROVED	APPROVED		
MANAGER, ENGINEERING MANAGEMENT BUREAU	MANAGER, CITY DISTRIBUTION DIVISION		
SHEET	PLAN NO.	DRAWING NO.	REVISION NO.
	3A1-3	E-	0

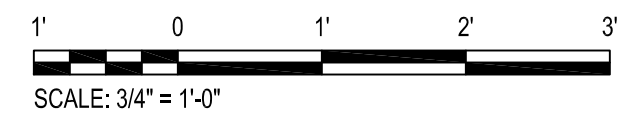
NO.	DATE	DESCRIPTION	BY	APPR'D
REVISIONS				

REFERENCES
GATE BOOK PAGES, PLANS, SURVEY NOTES, ETC., USED

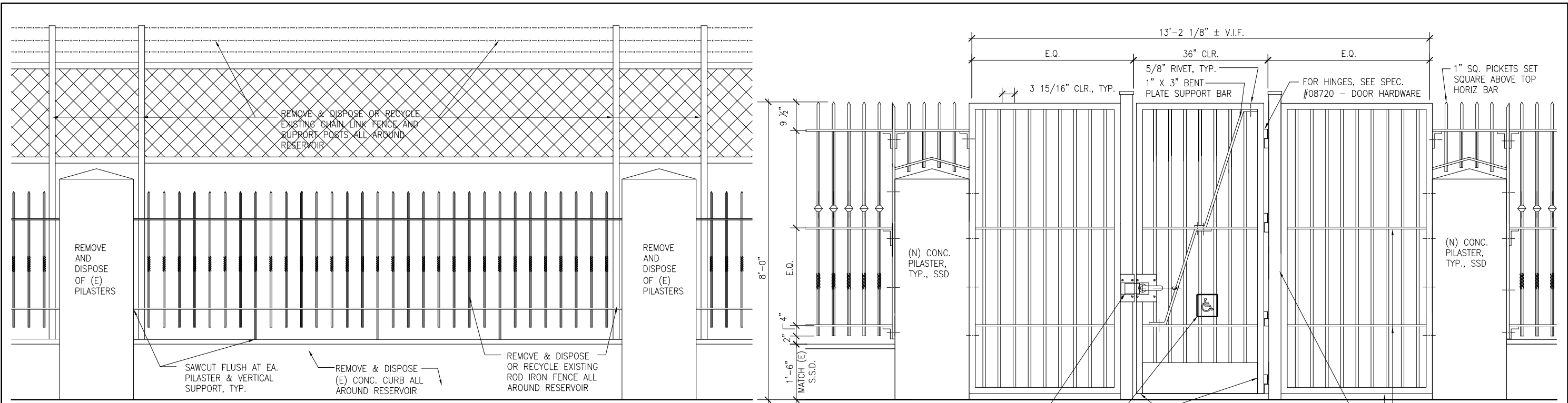
GATE BOOK PAGES NO.



2 FENCE TYPE ONE
SCALE: 3/4"=1'-0"



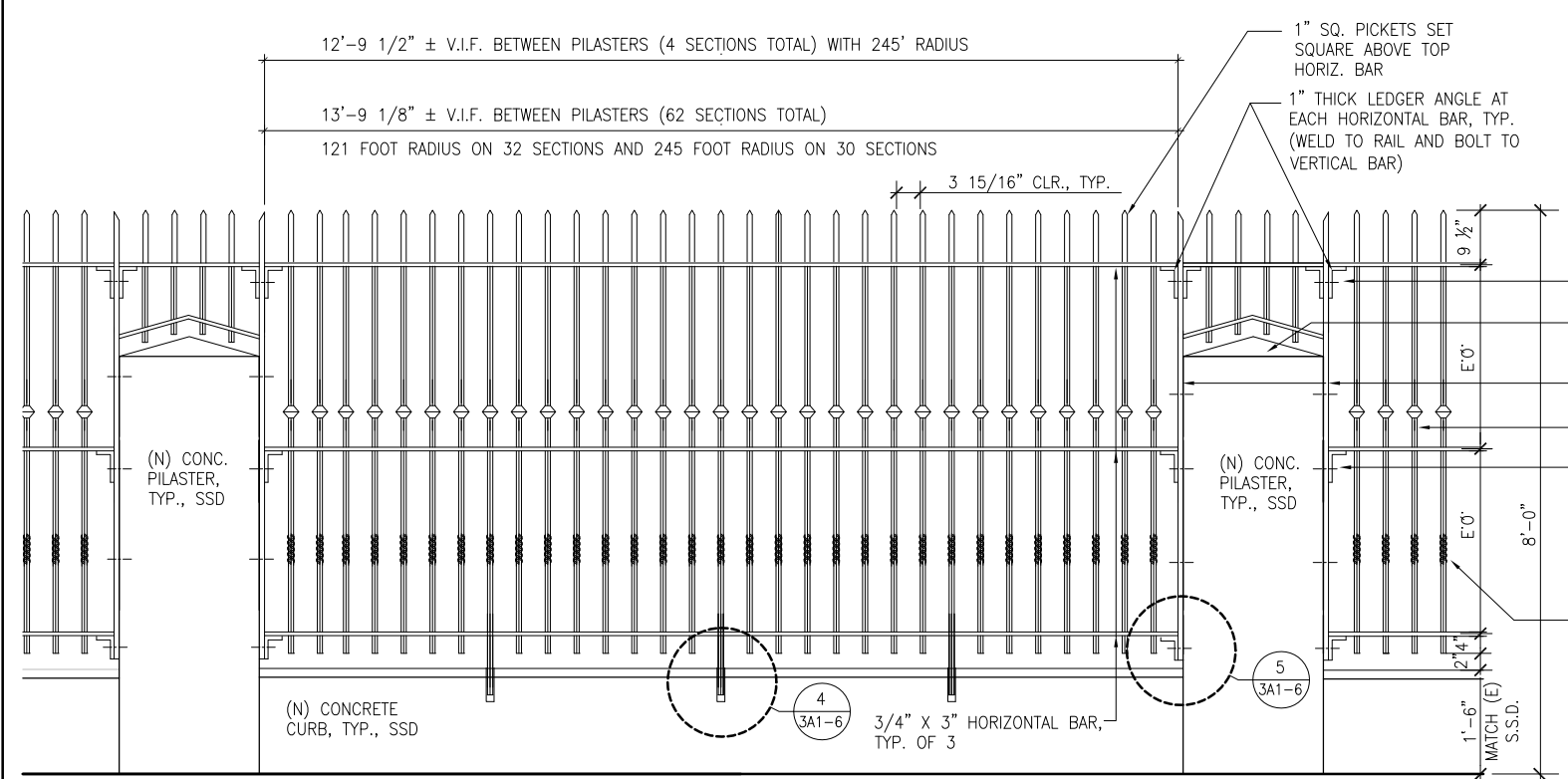
FOR THE SOLE USE OF THE DOCUMENT RECIPIENT - DO NOT CITE, COPY, OR CIRCULATE WITHOUT THE EXPRESSED PERMISSION OF THE SFPUC.



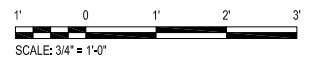
1 EXISTING FENCE (DEMOLITION)
SCALE: 3/4"=1'-0"

3 GATE TYPE ONE IN FENCE TYPE ONE
SCALE: 3/4"=1'-0"

NOTE: PICKETS NOT DIAGONAL THIS GATE AND GATE SIDE FENCES



2 FENCE TYPE ONE
SCALE: 3/4"=1'-0"



FOR THE SOLE USE OF THE DOCUMENT RECIPIENT
- DO NOT CITE, COPY, OR CIRCULATE WITHOUT
THE EXPRESSED PERMISSION OF THE SFPUC.

ORIGINAL FENCE TYPE 1	NEW FENCE TYPE 1	ORIGINAL FENCE TYPE 2	NEW FENCE TYPE 2
5/8" SQ PICKETS SET DIAGONALLY	1" SQ PICKETS (FABRICATED IN ONE PIECE) PICKET SET DIAGONALLY BELOW TOP HORIZ BAR AND SQUARE ABOVE TOP HORIZ BAR	5/8" SQ PICKETS SET DIAGONALLY	5/8" SQ PICKETS SET DIAGONALLY (FABRICATED IN ONE PIECE) TACK WELD TO HORIZ. BARS
7/16" X 2" HORIZONTAL STEEL BARS	7/16" X 2" HORIZONTAL STEEL BARS TACK WELD TO HORIZ BARS	7/16" X 2" HORIZONTAL STEEL BARS	7/16" X 2" HORIZONTAL STEEL BARS

FENCE SECTIONS COUNT AND RADIUS AROUND RESERVOIR EXCLUDING GATES & ALL BOAT DOCK FENCING
(Count, sizes and radius are to be Verified in the Field)

13' - 2 1/8" Between Pilasters on Arc (62 Count)

121' radius on 32 sections and 245' radius on 30 sections

12' - 9 1/2" Between Pilasters on Arc (4 Count)


245' radius on all 4 sections

NOTE:

1. ALL WORK ON FENCES, GATES AND PILASTERS ARE INCLUDED IN ALTERNATE BID ITEM NO. A-5.

REFERENCES
GATE BOOK PAGES, PLANS, SURVEY NOTES, ETC. USED

GATE BOOK PAGES NO.



CITY AND COUNTY OF SAN FRANCISCO
DEPARTMENT OF PUBLIC WORKS
BUILDING DESIGN & CONSTRUCTION DIVISION

PROJECT ARCHITECT	K. FORD	DRAWN	K.F./F.P./Y.W.
SECTION MANAGER	P. WONG	DESIGNED	K. FORD
DIVISION MANAGER	J. LAUE	CHECKED	P. WONG

CONTRACT NO. WD-2685

CITY AND COUNTY OF SAN FRANCISCO
PUBLIC UTILITIES COMMISSION
INFRASTRUCTURE DIVISION
ENGINEERING MANAGEMENT BUREAU

AUXILIARY WATER SUPPLY SYSTEM
RESERVOIR AND TANKS IMPROVEMENTS (2013)

TWIN PEAKS RESERVOIR
FENCE ELEVATIONS -
ALTERNATE BID ITEM NO. A5

CHECKED / APPROVED	DRAWN	SCALE	AS SHOWN
SECTION MANAGER	DESIGNED	DATE	3/2013
APPROVED	APPROVED		
MANAGER, ENGINEERING MANAGEMENT BUREAU	MANAGER, CITY DISTRIBUTION DIVISION		
SHEET	PLAN NO.	DRAWING NO.	REVISION NO.
OF	3A1-3	E-24055	0