

# 900 INNES PARK DEVELOPMENT

CITY AND COUNTY OF SAN FRANCISCO  
RECREATION AND PARKS DEPARTMENT  
49 SOUTH VAN NESS AVENUE, SUITE 1220  
SAN FRANCISCO, CA 94103  
PH. 415-831-2700



THE TRUST FOR PUBLIC LAND  
101 MONTGOMERY STREET  
SUITE 900  
SAN FRANCISCO, CA 94104  
PH. 415-495-4014



PRIME CONSULTANT / LANDSCAPE ARCHITECT  
GUSTAFSON GUTHRIE NICHOL  
PH. 206-903-8802

CIVIL ENGINEER  
SHERWOOD DESIGN ENGINEERS  
PH. 415-348-9650

ARCHITECT  
JENSEN ARCHITECTS  
PH. 415-348-9650

ECOLOGICAL RESTORATION  
RANA CREEK  
PH. 831-659-3820

STRUCTURAL ENGINEER  
JON BRODY STRUCTURAL ENGINEERS  
PH. 415-296-9494

COASTAL ENGINEER  
MOFFATT AND NICHOL  
PH. 925-944-5411

LIGHTING  
NITEO CALIFORNIA  
PH. 415-666-2232

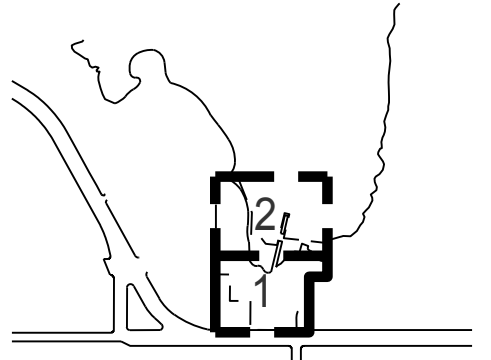
MEP & IT  
INTERFACE ENGINEERING  
PH. 415-489-7240

GEOTECHNICAL ENGINEER  
AGS, INC  
PH. 415-957-9240

SECURITY CONSULTANT  
ZBETA CONSULTING  
PH. 415-259-0422

FOR OFFICIAL USE

## KEY PLAN



## REVISIONS:

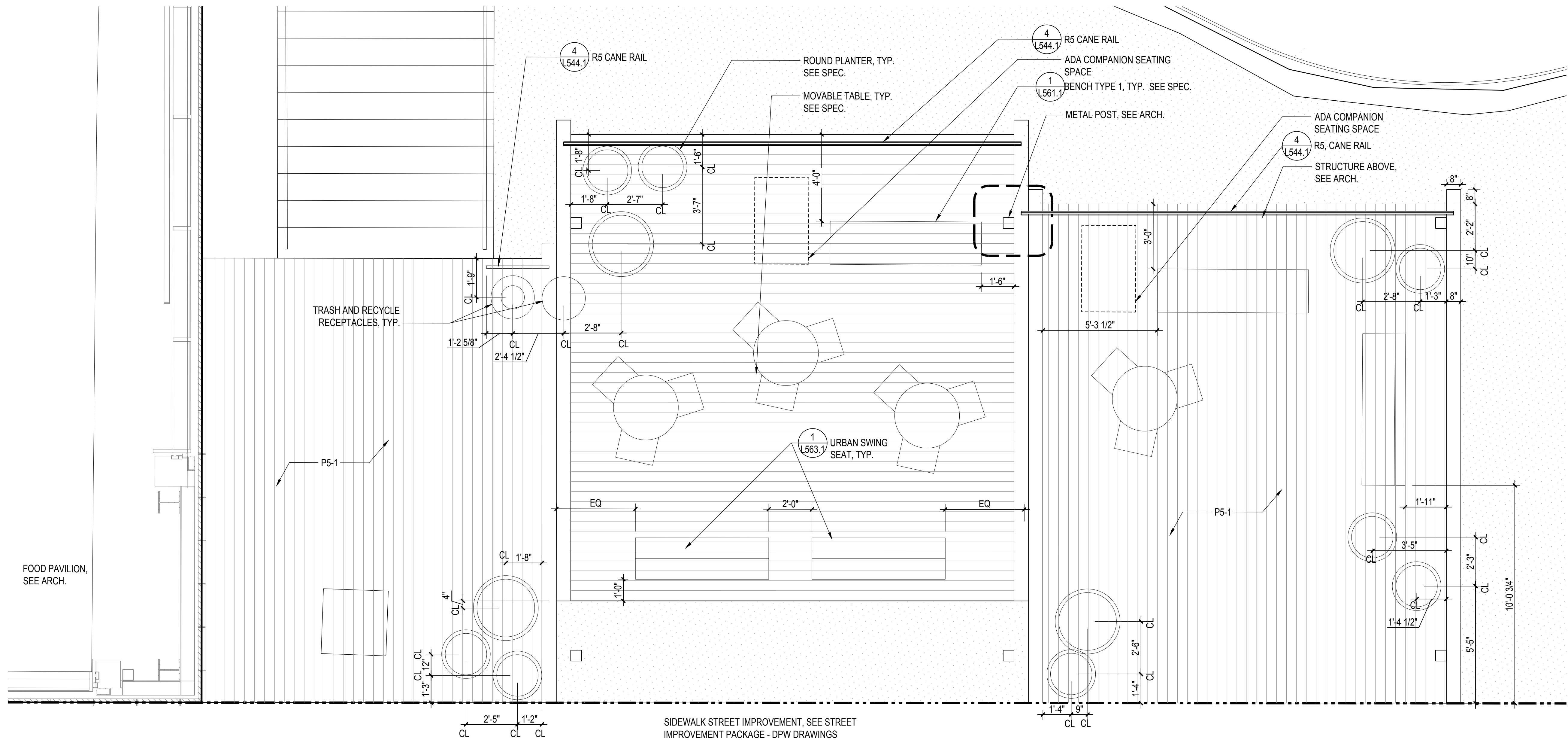
NO.	DATE	DESCRIPTION

## ISSUANCE

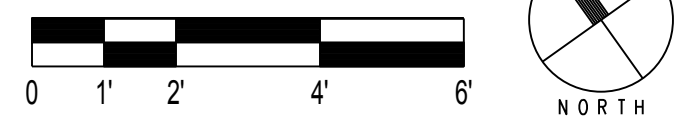
BID SET	
DRAWN BY	CHECKED BY
DATE	GGN PROJECT #
7/01/2021	1608

## PAVING DETAILS

# L510.1



**1** PLAN: FURNISHING LAYOUT AT INNES EDGE WOOD DECK  
SCALE: 3/8" = 1'-0"



# 900 INNES PARK DEVELOPMENT

CITY AND COUNTY OF SAN FRANCISCO  
RECREATION AND PARKS DEPARTMENT  
49 SOUTH VAN NESS AVENUE, SUITE 1220  
SAN FRANCISCO, CA 94103  
PH. 415-831-2700



THE TRUST FOR PUBLIC LAND  
101 MONTGOMERY STREET  
SUITE 900  
SAN FRANCISCO, CA 94104  
PH. 415-495-4014



PRIME CONSULTANT / LANDSCAPE ARCHITECT  
GUSTAFSON GUTHRIE NICHOL  
PH. 206-903-8802

CIVIL ENGINEER  
SHERWOOD DESIGN ENGINEERS  
PH. 415-348-9650

ARCHITECT  
JENSEN ARCHITECTS  
PH. 415-348-9650  
ECOLOGICAL RESTORATION  
RANA CREEK  
PH. 831-659-3820

STRUCTURAL ENGINEER  
JON BRODY STRUCTURAL ENGINEERS  
PH. 415-296-9494

COASTAL ENGINEER  
MOFFATT AND NICHOL  
PH. 925-944-5411

LIGHTING  
NITEO CALIFORNIA  
PH. 415-666-2232

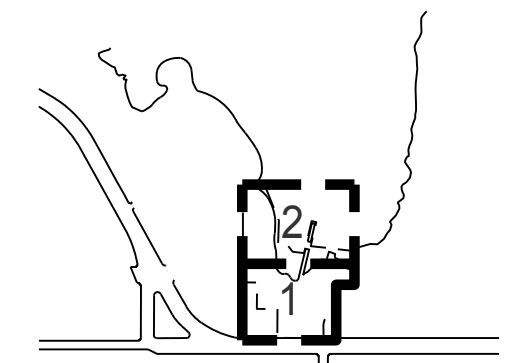
MEP & IT  
INTERFACE ENGINEERING  
PH. 415-489-7240

GEOTECHNICAL ENGINEER  
AGS, INC  
PH. 415-957-9240

SECURITY CONSULTANT  
ZBETA CONSULTING  
PH. 415-259-0422

FOR OFFICIAL USE

KEY PLAN



## REVISIONS:

NO.	DATE	DESCRIPTION

ISSUANCE

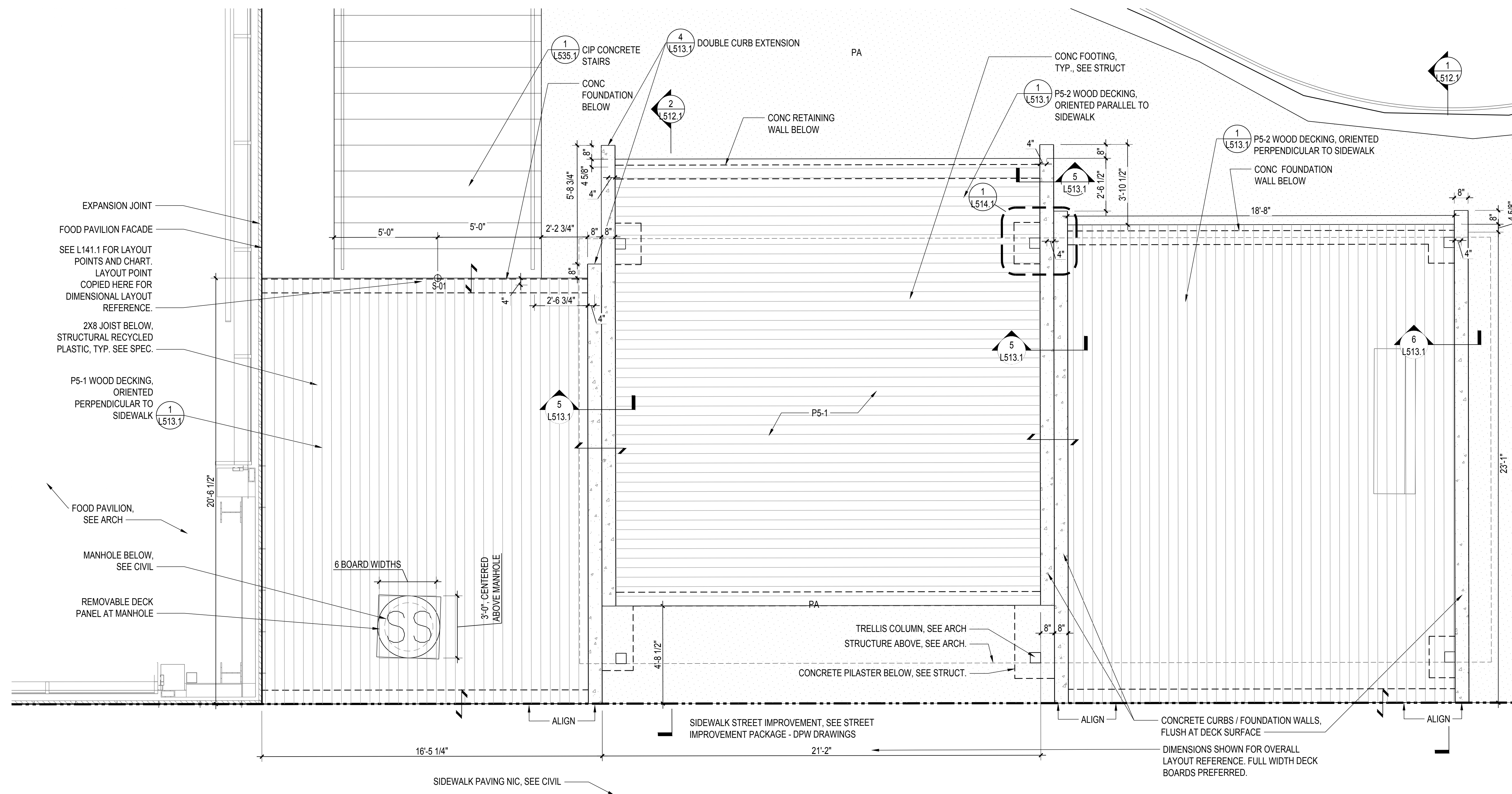
BID SET

DRAWN BY	CHECKED BY
----------	------------

DATE	GGN PROJECT #
7/01/2021	1608

PAVING DETAILS

# L511.1



**1 PLAN: P5-1 WOOD DECKING AT INNES EDGE, PEDESTRIAN RATED**  
SCALE: 3/8" = 1'-0"

**900 INNES  
PARK DEVELOPMENT**

CITY AND COUNTY OF SAN FRANCISCO  
RECREATION AND PARKS DEPARTMENT  
49 SOUTH VAN NESS AVENUE, SUITE 1220  
SAN FRANCISCO, CA 94103  
PH. 415-831-2700



THE TRUST FOR PUBLIC LAND  
101 MONTGOMERY STREET  
SUITE 900  
SAN FRANCISCO, CA 94104  
PH. 415-495-4014



PRIME CONSULTANT / LANDSCAPE ARCHITECT  
GUSTAFSON GUTHRIE NICHOL  
PH. 206-903-8802

CIVIL ENGINEER  
SHERWOOD DESIGN ENGINEERS  
PH. 415-348-9650

ARCHITECT  
JENSEN ARCHITECTS  
PH. 415-348-9650

ECOLOGICAL RESTORATION  
RANA CREEK  
PH. 831-659-3820

STRUCTURAL ENGINEER  
JON BRODY STRUCTURAL ENGINEERS  
PH. 415-296-9494

COASTAL ENGINEER  
MOFFATT AND NICHOL  
PH. 925-944-5411

LIGHTING  
NITEO CALIFORNIA  
PH. 415-666-2232

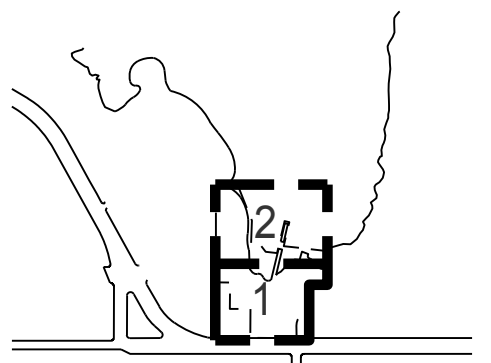
MEP & IT  
INTERFACE ENGINEERING  
PH. 415-489-7240

GEOTECHNICAL ENGINEER  
AGS, INC  
PH. 415-957-9240

SECURITY CONSULTANT  
ZBETA CONSULTING  
PH. 415-259-0422

FOR OFFICIAL USE

KEY PLAN



**REVISIONS:**

NO.	DATE	DESCRIPTION

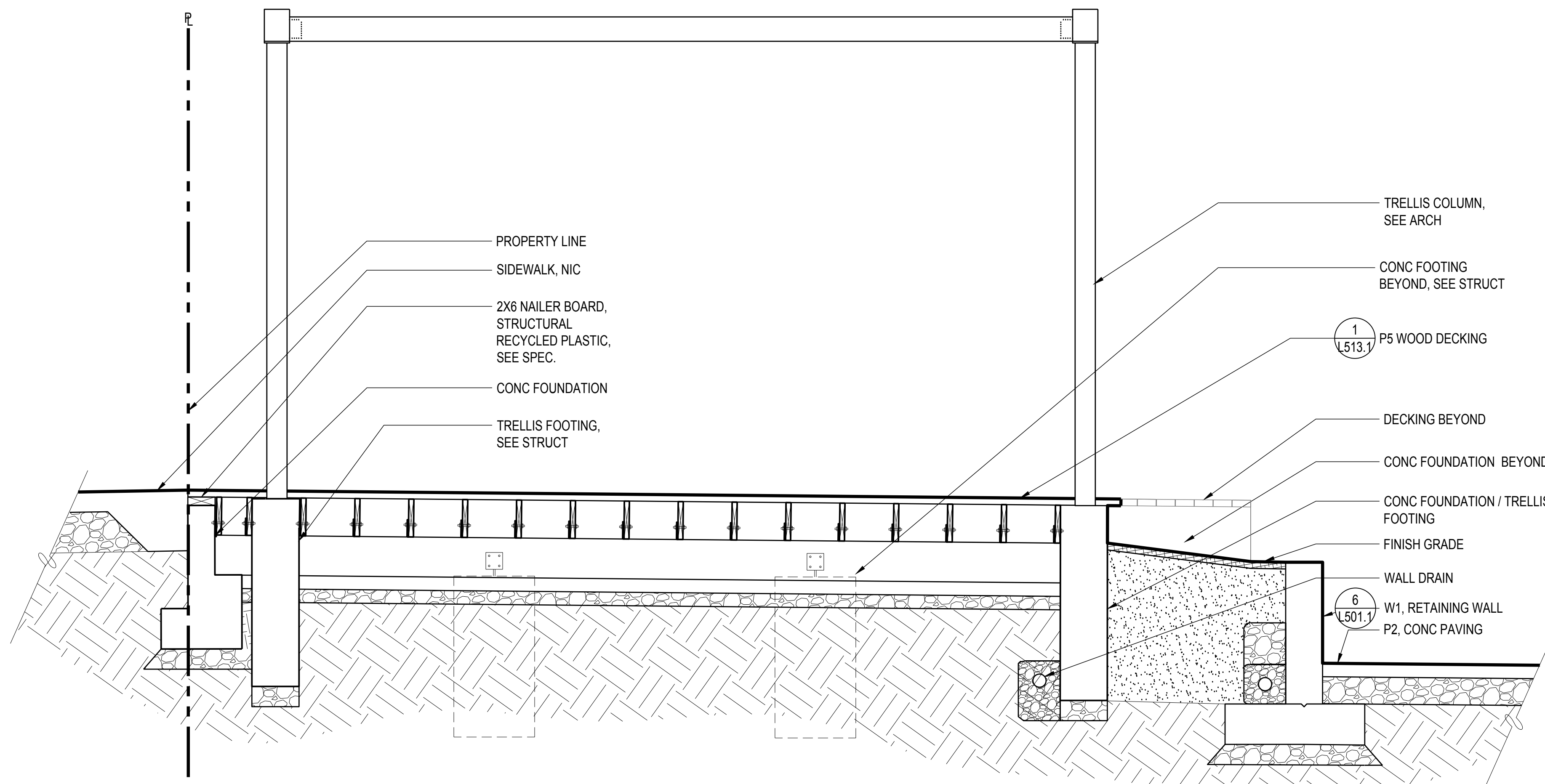
ISSUANCE

**BID SET**

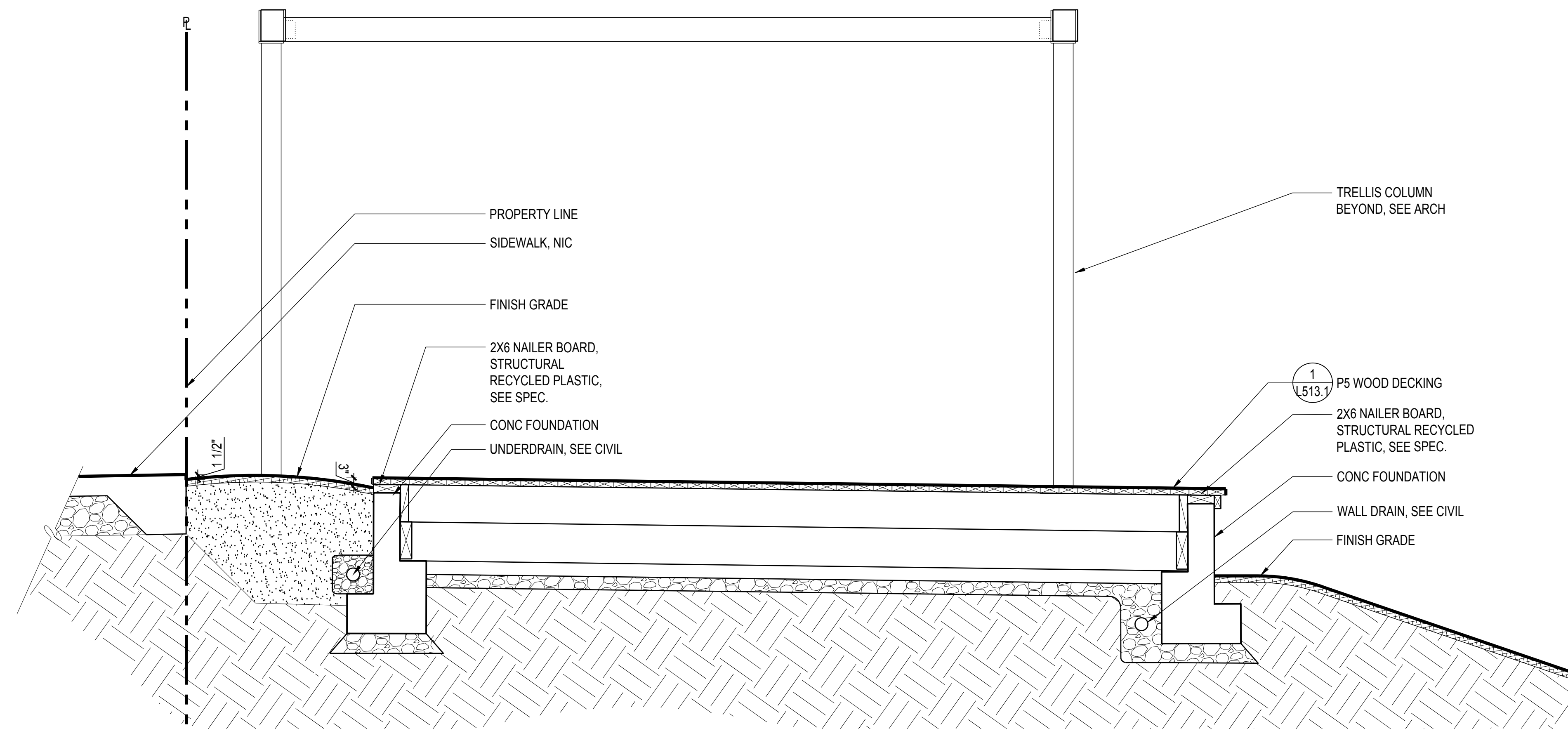
DRAWN BY	CHECKED BY
DATE	GGN PROJECT #
7/01/2021	1608

**PAVING DETAILS**

**L512.1**



**1 SECTION: P5 WOOD DECKING AT INNES EDGE**  
SCALE: 1/2" = 1'-0"



**2 SECTION: P5 WOOD DECKING AT INNES EDGE**  
SCALE: 1/2" = 1'-0"

**900 INNES  
PARK DEVELOPMENT**

CITY AND COUNTY OF SAN FRANCISCO  
RECREATION AND PARKS DEPARTMENT  
49 SOUTH VAN NESS AVENUE, SUITE 1220  
SAN FRANCISCO, CA 94103  
PH. 415-831-2700

THE TRUST FOR PUBLIC LAND  
101 MONTGOMERY STREET  
SUITE 900  
SAN FRANCISCO, CA 94104  
PH. 415-495-4014

PRIME CONSULTANT / LANDSCAPE ARCHITECT  
GUSTAFSON GUTHRIE NICHOL  
PH. 206-903-8802

CIVIL ENGINEER  
SHERWOOD DESIGN ENGINEERS  
PH. 415-348-9650

ARCHITECT  
JENSEN ARCHITECTS  
PH. 415-348-9650

ECOLOGICAL RESTORATION  
RANA CREEK  
PH. 831-659-3820

STRUCTURAL ENGINEER  
JON BRODY STRUCTURAL ENGINEERS  
PH. 415-296-9494

COASTAL ENGINEER  
MOFFATT AND NICHOL  
PH. 925-944-5411

LIGHTING  
NITEO CALIFORNIA  
PH. 415-666-2232

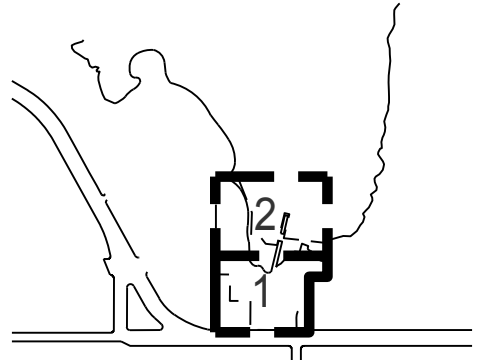
MEP & IT  
INTERFACE ENGINEERING  
PH. 415-489-7240

GEOTECHNICAL ENGINEER  
AGS, INC.  
PH. 415-957-9240

SECURITY CONSULTANT  
ZBETA CONSULTING  
PH. 415-259-0422

FOR OFFICIAL USE

KEY PLAN



**REVISIONS:**

NO.	DATE	DESCRIPTION

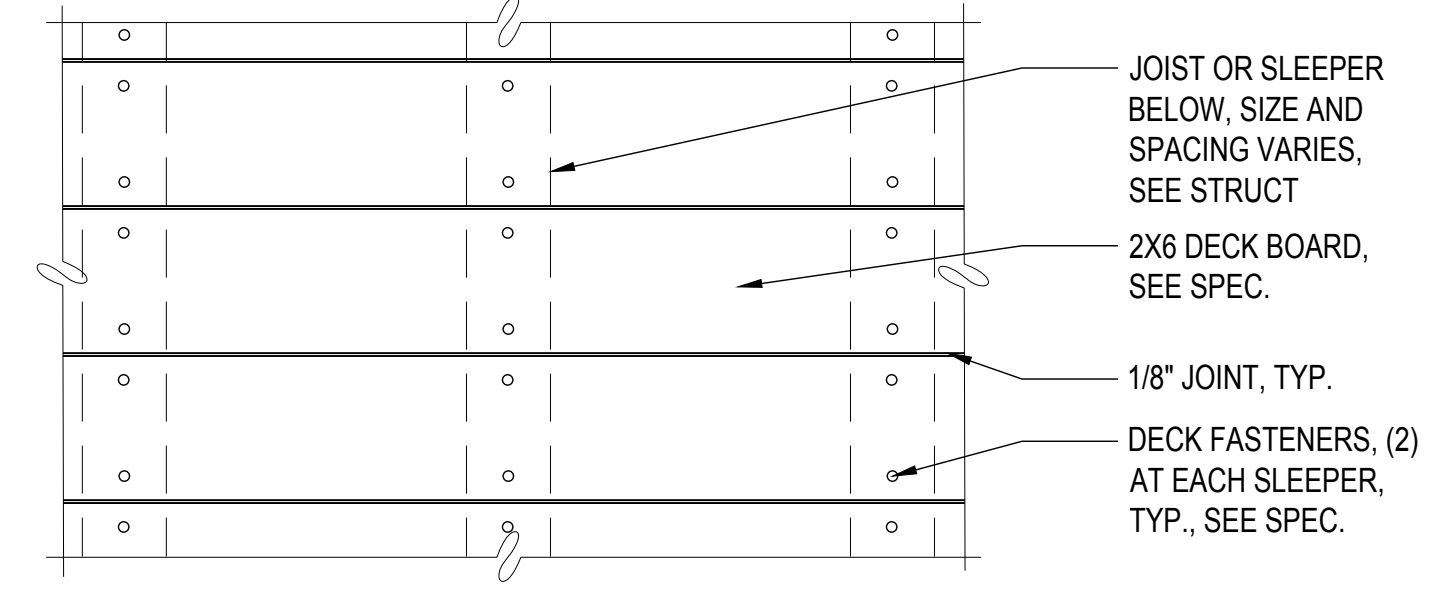
ISSUANCE

BID SET

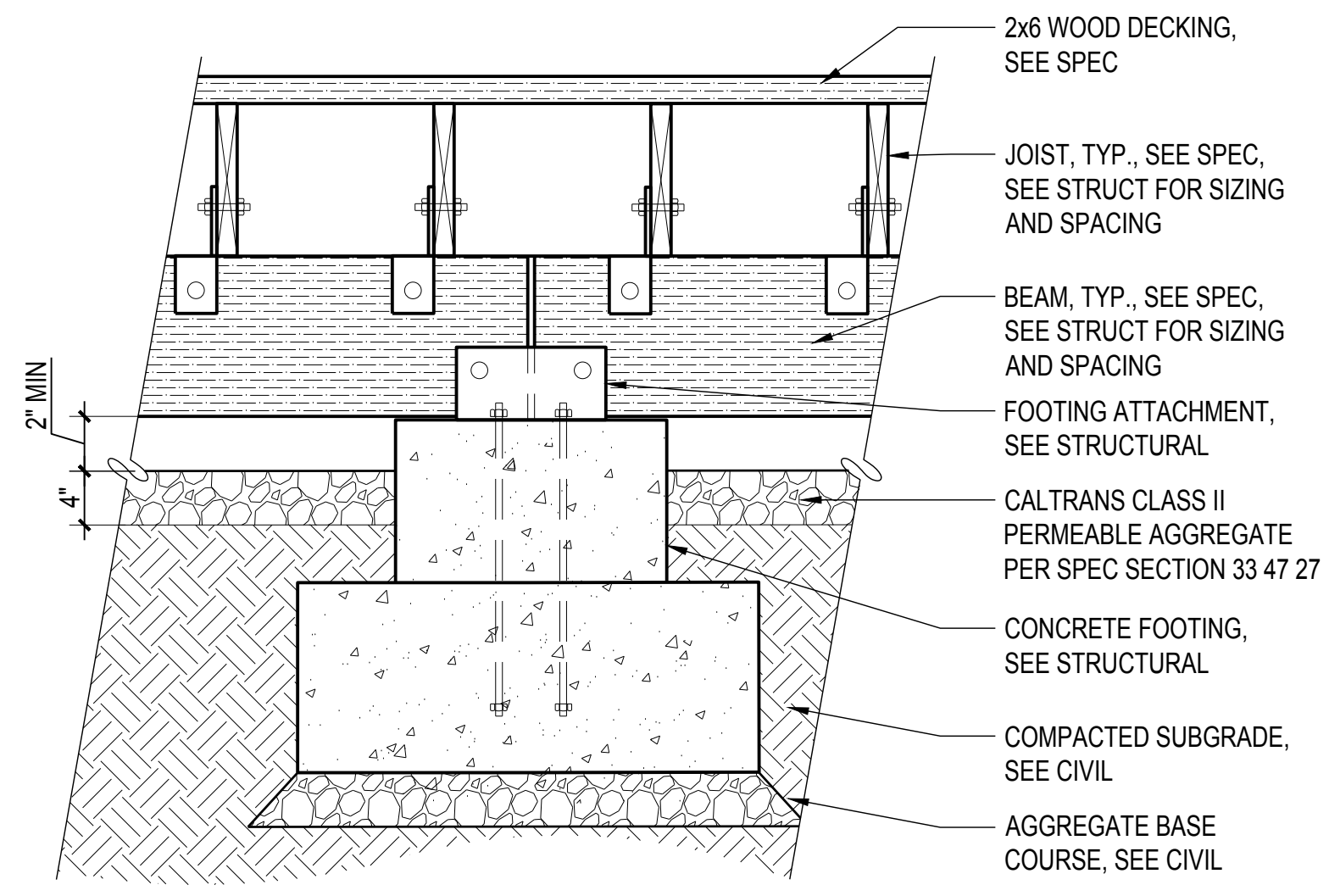
DRAWN BY \_\_\_\_\_ CHECKED BY \_\_\_\_\_

DATE 7/01/2021 GGN PROJECT # 1608

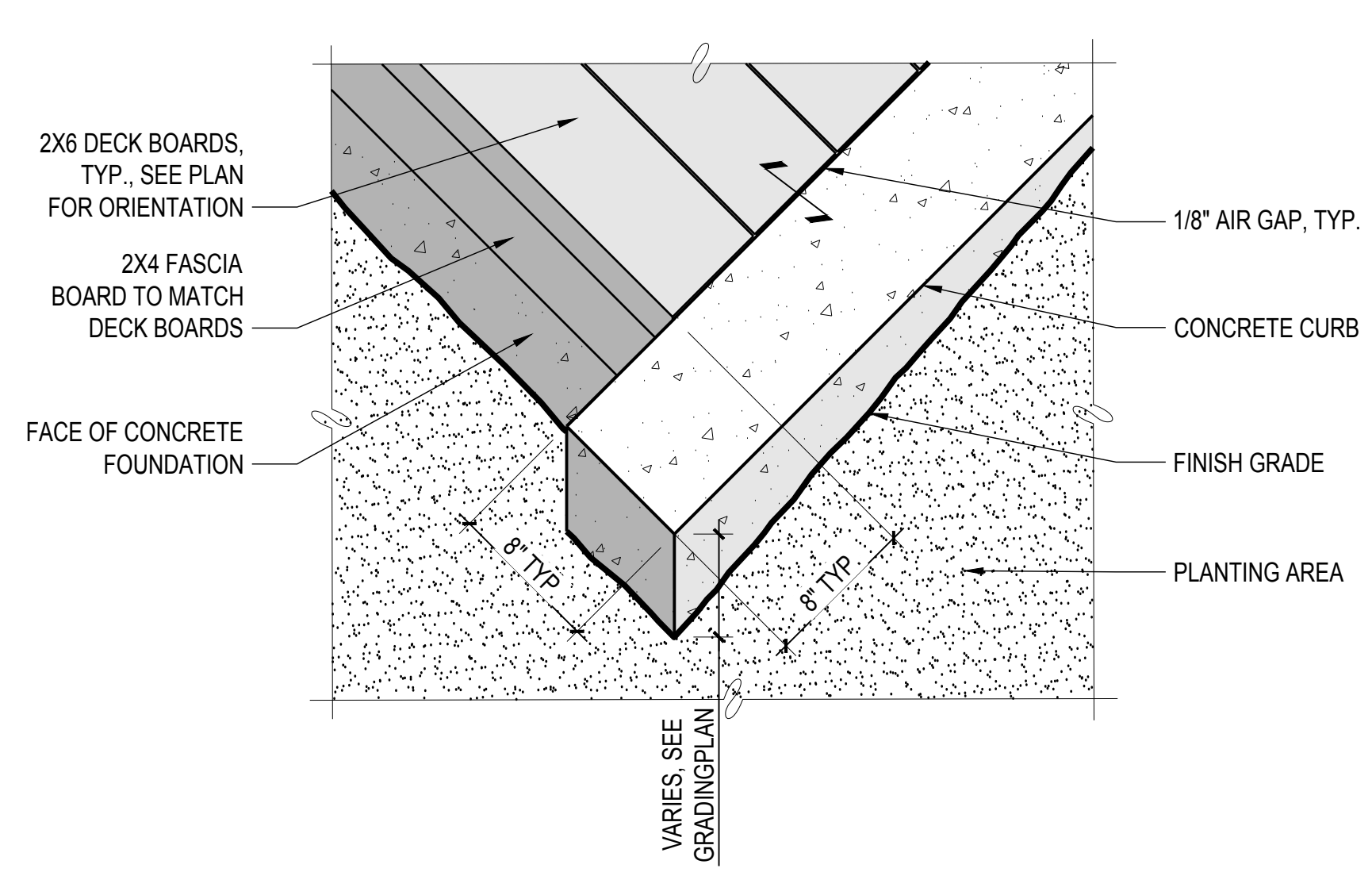
PAVING DETAILS



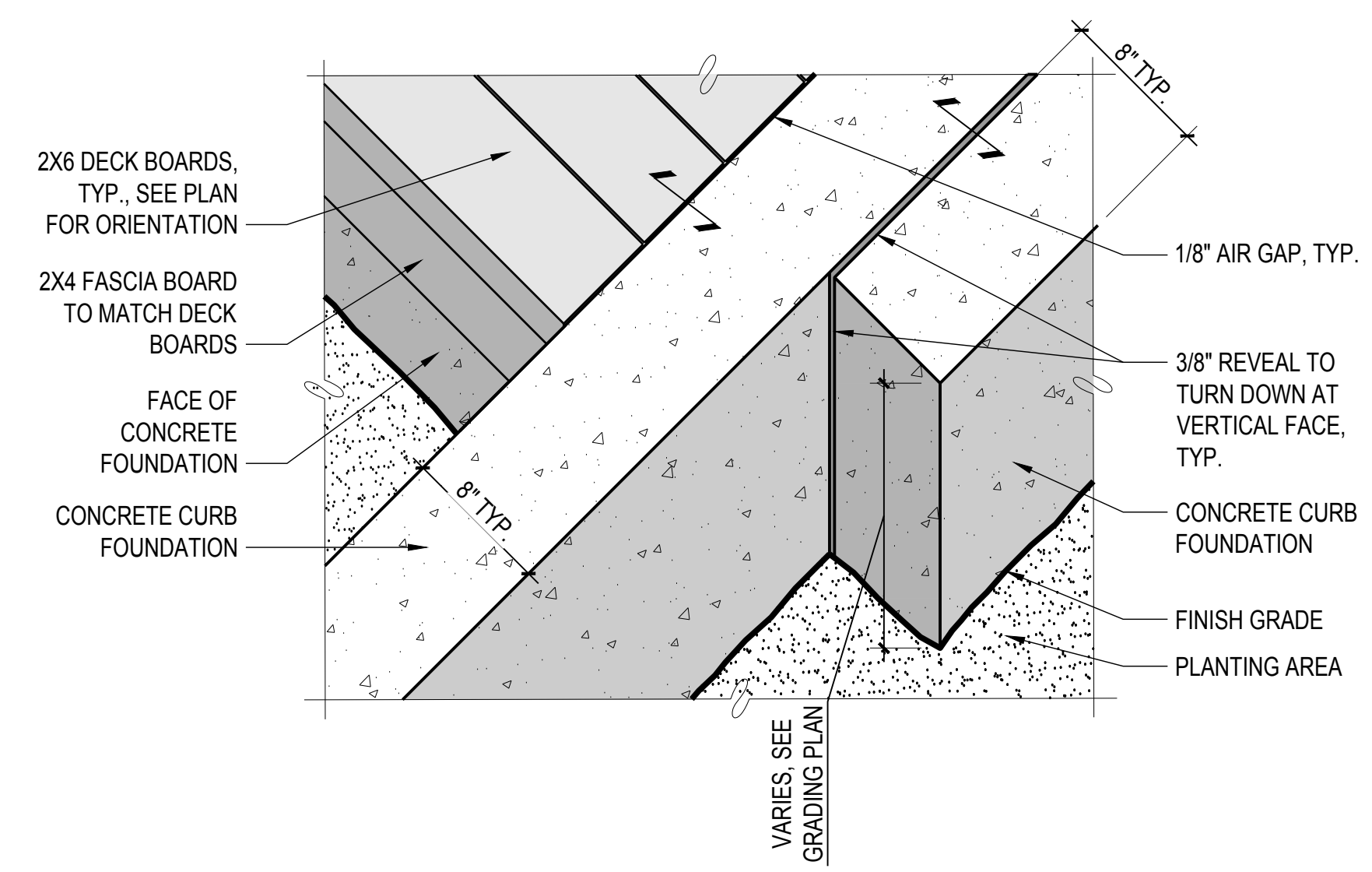
**1 PLAN: DECK FASTENERS, TYP.**  
SCALE: 1 1/2" = 1'-0"



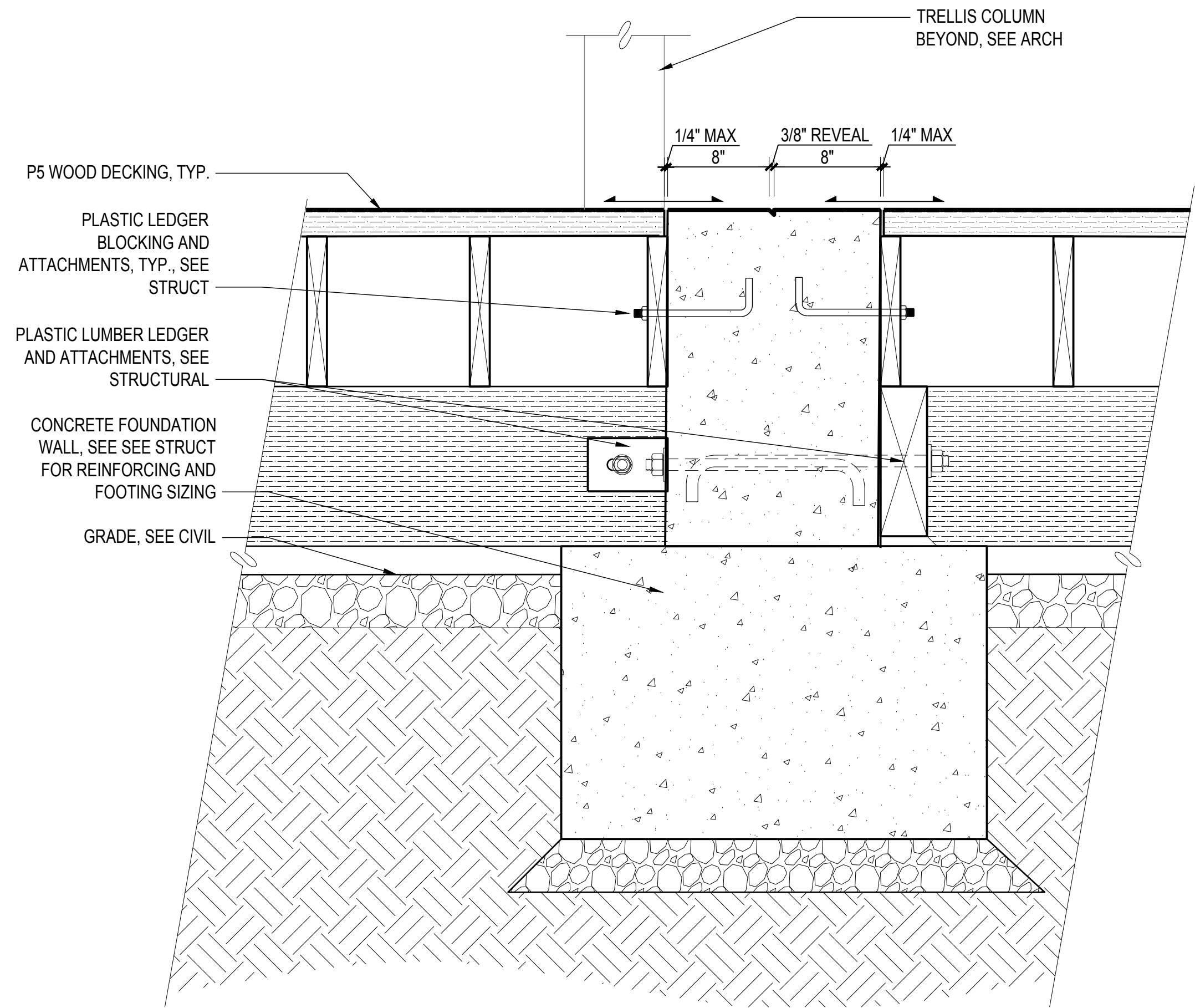
**2 DETL: P5-1 WOOD DECKING - PEDESTRIAN RATED**  
SCALE: 1" = 1'-0"



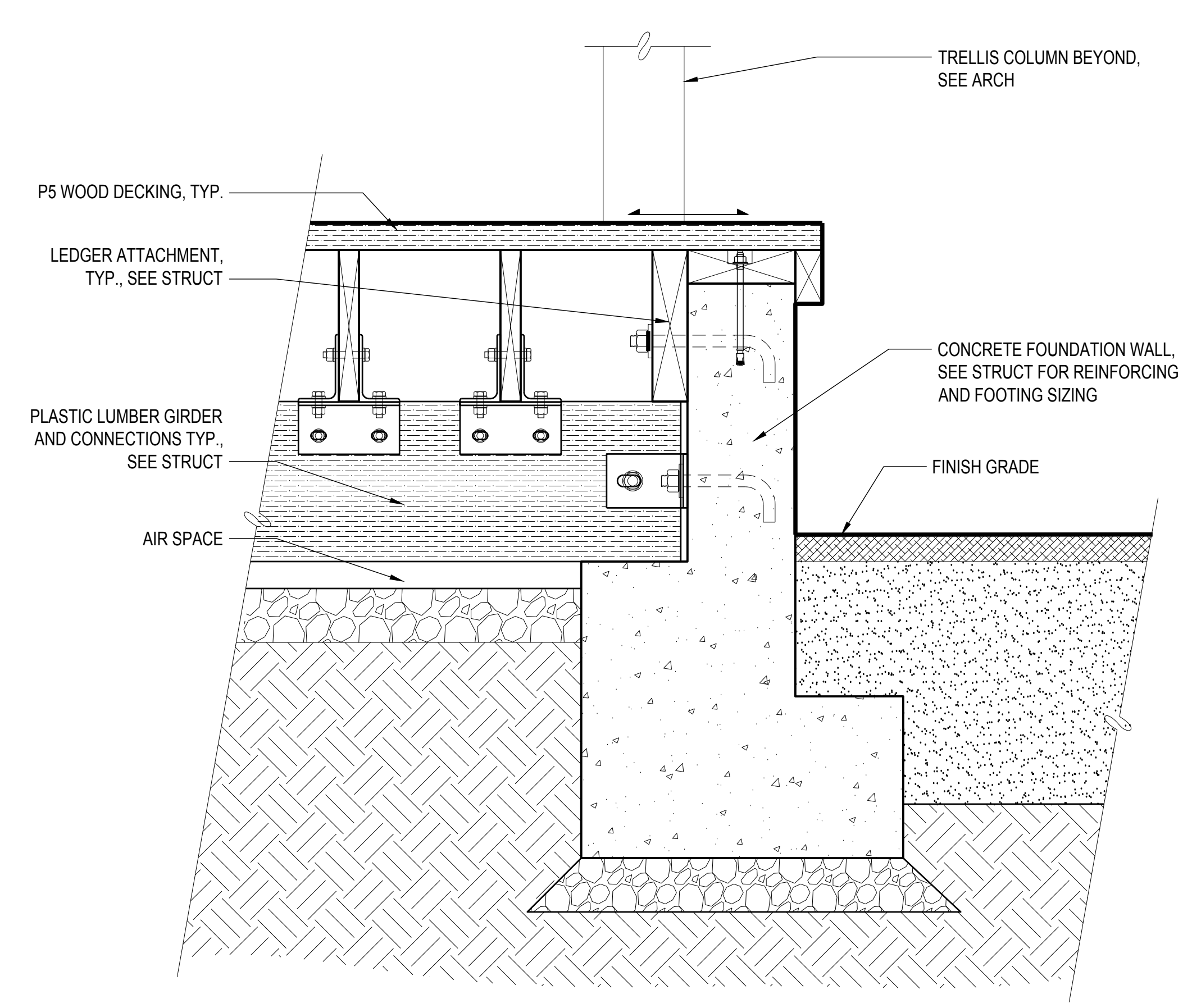
**3 AXON: CONCRETE CURB EXTENSION AT P5-1, P5-2 AND P5-V1**  
SCALE: 1 1/2" = 1'-0"



**4 AXON: DOUBLE WIDTH CONCRETE CURB AT P5-1**  
SCALE: 1 1/2" = 1'-0"



**5 DETL: DOUBLE CURB FOUNDATION WALL AT P5-1**  
SCALE: 1 1/2" = 1'-0"



**6 DETAIL: FOUNDATION WALL AT P5-1**  
SCALE: 1 1/2" = 1'-0"

**900 INNES  
PARK DEVELOPMENT**

CITY AND COUNTY OF SAN FRANCISCO  
RECREATION AND PARKS DEPARTMENT  
49 SOUTH VAN NESS AVENUE, SUITE 1220  
SAN FRANCISCO, CA 94103  
PH. 415-831-2700



THE TRUST FOR PUBLIC LAND  
101 MONTGOMERY STREET  
SUITE 900  
SAN FRANCISCO, CA 94104  
PH. 415-495-4014



PRIME CONSULTANT / LANDSCAPE ARCHITECT  
GUSTAFSON GUTHRIE NICHOL  
PH. 206-903-8802

CIVIL ENGINEER  
SHERWOOD DESIGN ENGINEERS  
PH. 415-348-9650

ARCHITECT  
JENSEN ARCHITECTS  
PH. 415-348-9650

ECOLOGICAL RESTORATION  
RANA CREEK  
PH. 831-659-3820

STRUCTURAL ENGINEER  
JON BRODY STRUCTURAL ENGINEERS  
PH. 415-296-9494

COASTAL ENGINEER  
MOFFATT AND NICHOL  
PH. 925-944-5411

LIGHTING  
NITEO CALIFORNIA  
PH. 415-666-2232

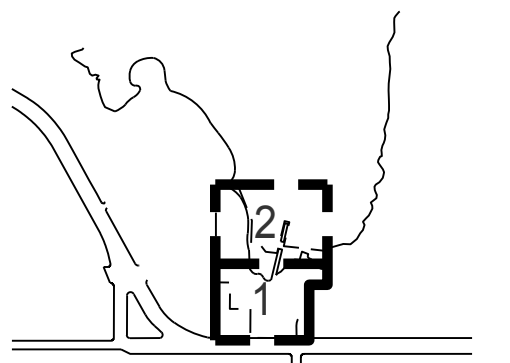
MEP & IT  
INTERFACE ENGINEERING  
PH. 415-489-7240

GEOTECHNICAL ENGINEER  
AGS, INC.  
PH. 415-957-9240

SECURITY CONSULTANT  
ZBETA CONSULTING  
PH. 415-259-0422

FOR OFFICIAL USE

KEY PLAN



REVISIONS:

NO.	DATE	DESCRIPTION

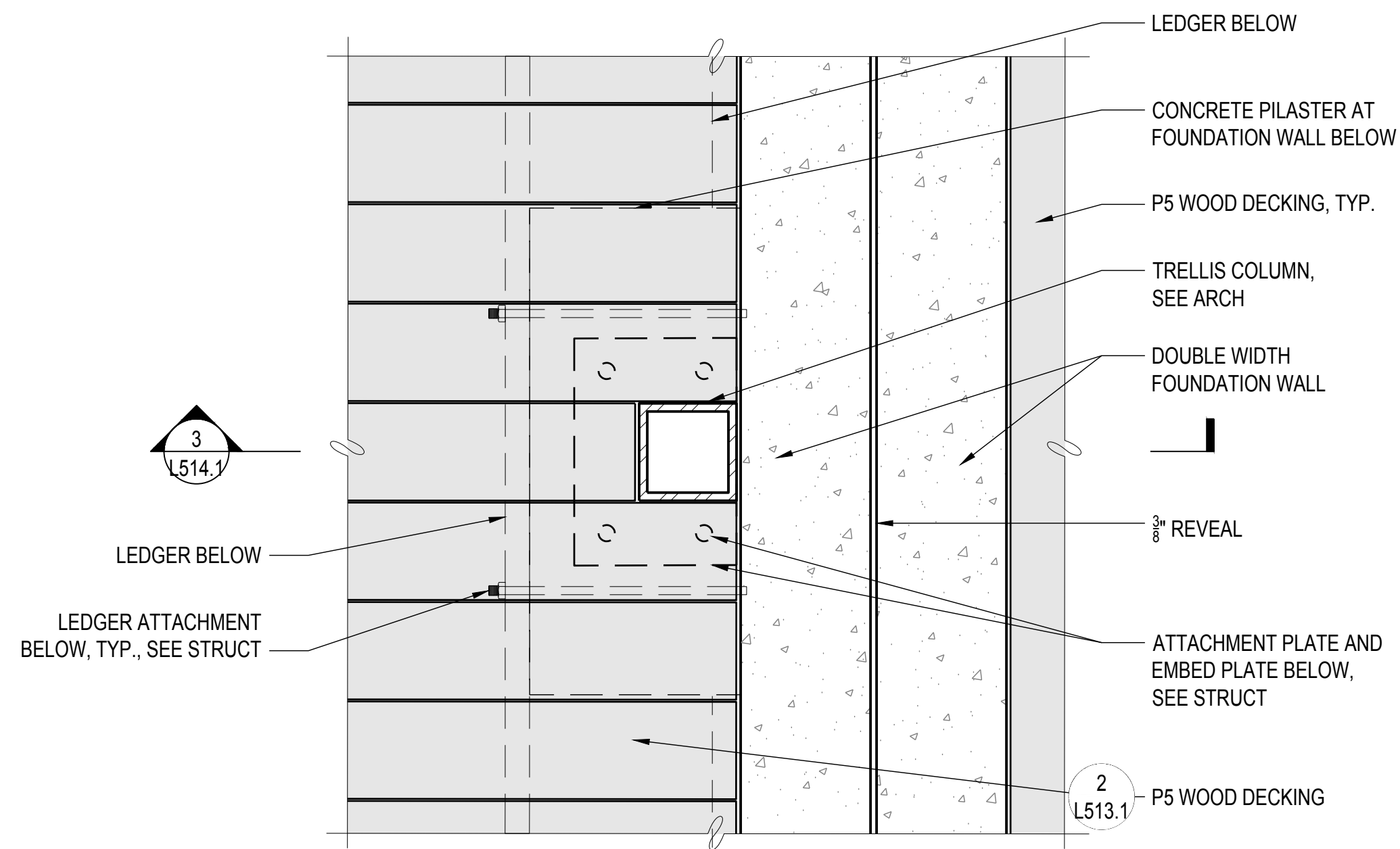
ISSUANCE

BID SET

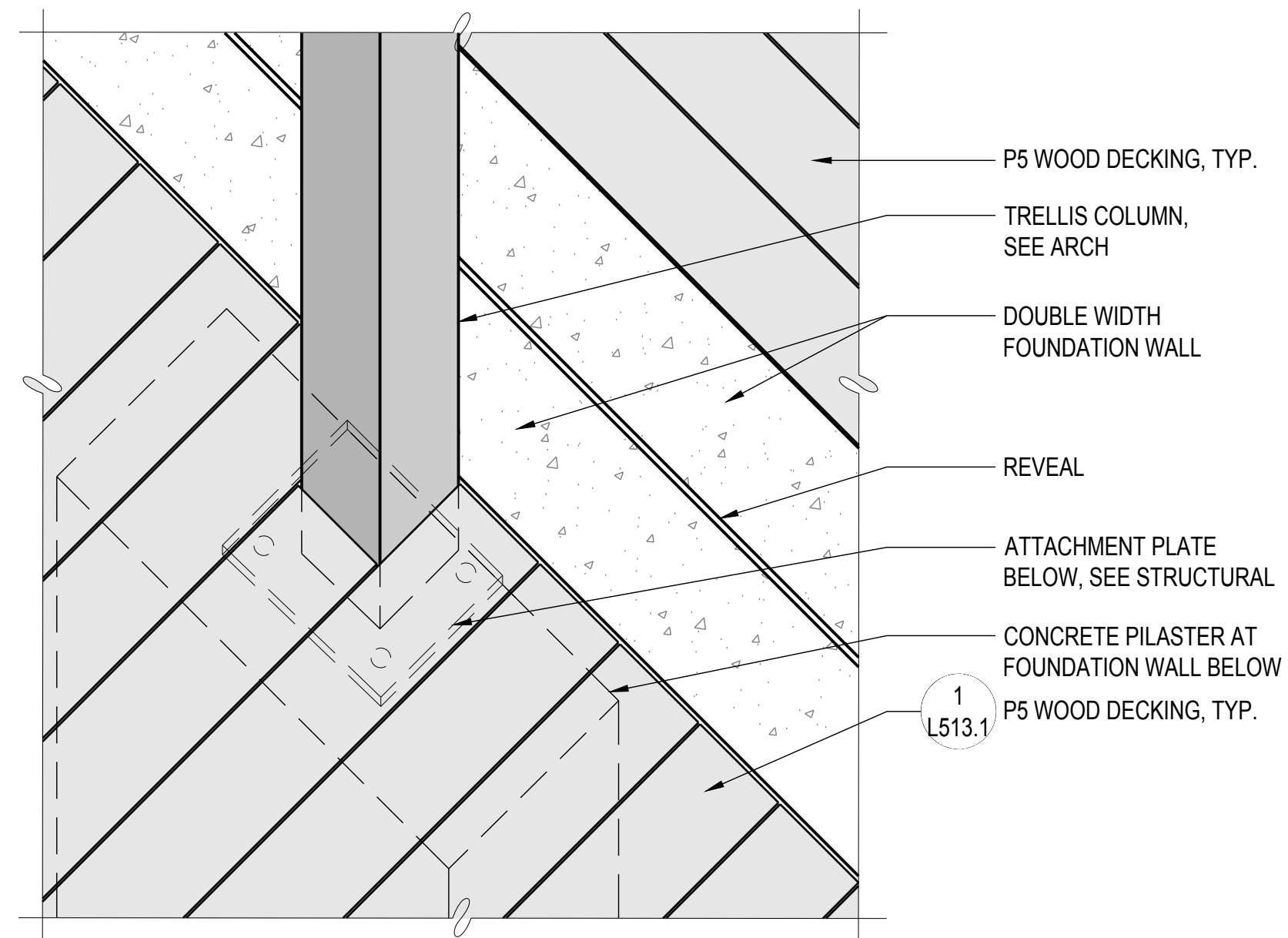
DRAWN BY	CHECKED BY
DATE	GGN PROJECT #
7/01/2021	1608

PAVING DETAILS

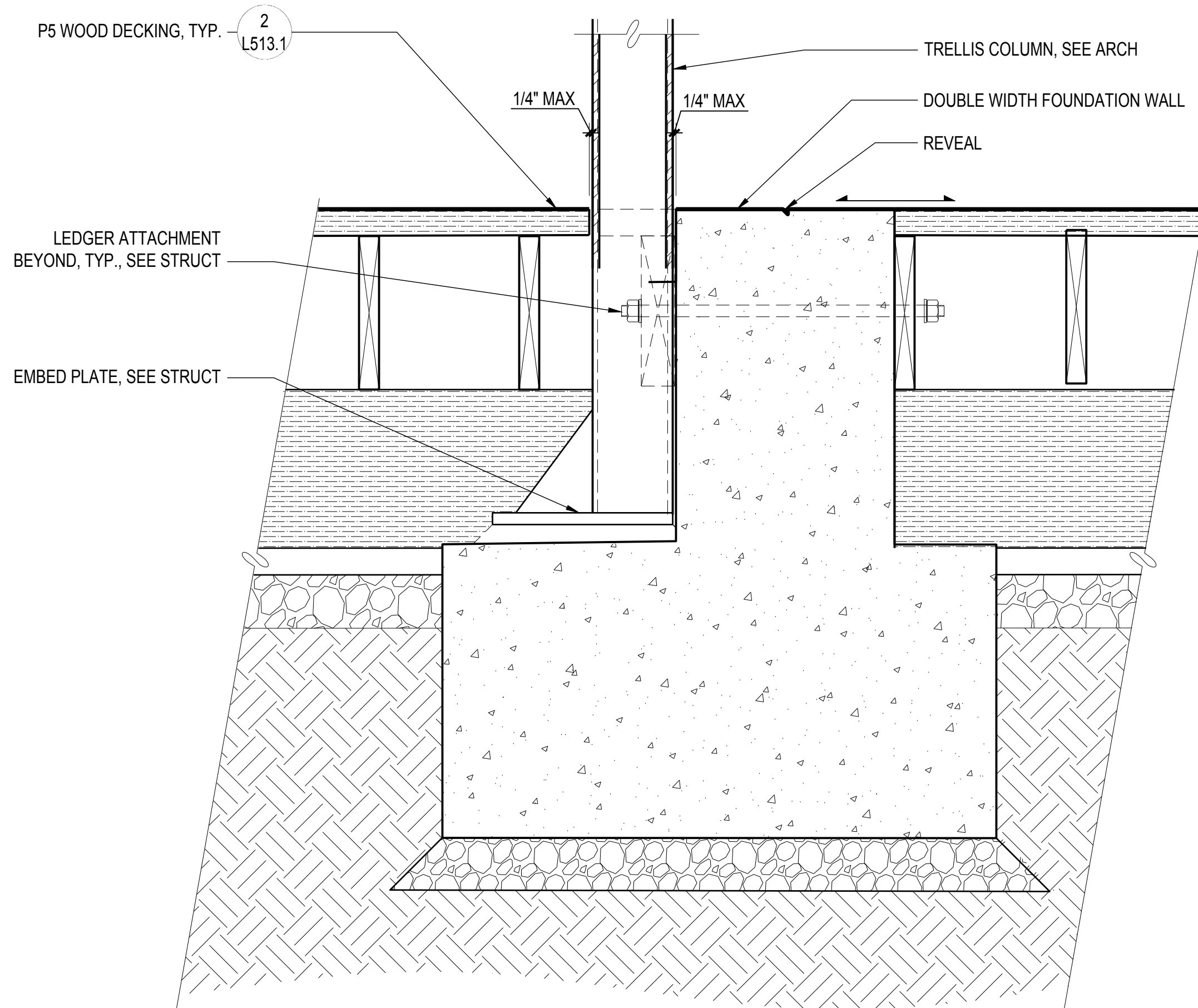
**L514.1**



**1 PLAN: TRELLIS FOOTING AT DOUBLE WIDTH FOUNDATION WALL**  
SCALE: 1 1/2" = 1'-0"



**2 AXON: TRELLIS FOOTING AT WOOD DECK**  
SCALE: 1 1/2" = 1'-0"



**3 DETL: INNES EDGE DECK - TRELLIS POST AT DOUBLE CURB**  
SCALE: 1 1/2" = 1'-0"

# 900 INNES PARK DEVELOPMENT

CITY AND COUNTY OF SAN FRANCISCO  
RECREATION AND PARKS DEPARTMENT  
49 SOUTH VAN NESS AVENUE, SUITE 1220  
SAN FRANCISCO, CA 94103  
PH. 415-831-2700

THE TRUST FOR PUBLIC LAND  
101 MONTGOMERY STREET  
SUITE 900  
SAN FRANCISCO, CA 94104  
PH. 415-495-4014

PRIME CONSULTANT / LANDSCAPE ARCHITECT  
GUSTAFSON GUTHRIE NICHOL  
PH. 206-903-8802

CIVIL ENGINEER  
SHERWOOD DESIGN ENGINEERS  
PH. 415-348-9650

ARCHITECT  
JENSEN ARCHITECTS  
PH. 415-348-9650

ECOLOGICAL RESTORATION  
RANA CREEK  
PH. 831-659-3820

STRUCTURAL ENGINEER  
JON BRODY STRUCTURAL ENGINEERS  
PH. 415-296-9494

COASTAL ENGINEER  
MOFFATT AND NICHOL  
PH. 925-944-5411

LIGHTING  
NITEO CALIFORNIA  
PH. 415-666-2232

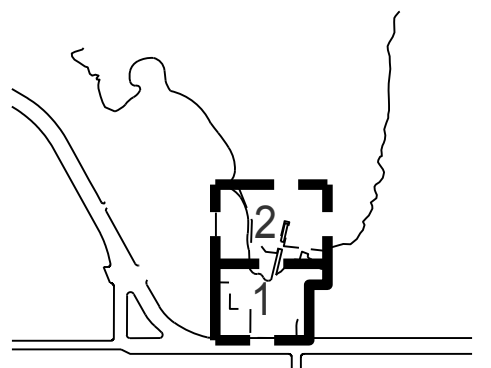
MEP & IT  
INTERFACE ENGINEERING  
PH. 415-489-7240

GEOTECHNICAL ENGINEER  
AGS, INC  
PH. 415-957-9240

SECURITY CONSULTANT  
ZBETA CONSULTING  
PH. 415-259-0422

FOR OFFICIAL USE

KEY PLAN



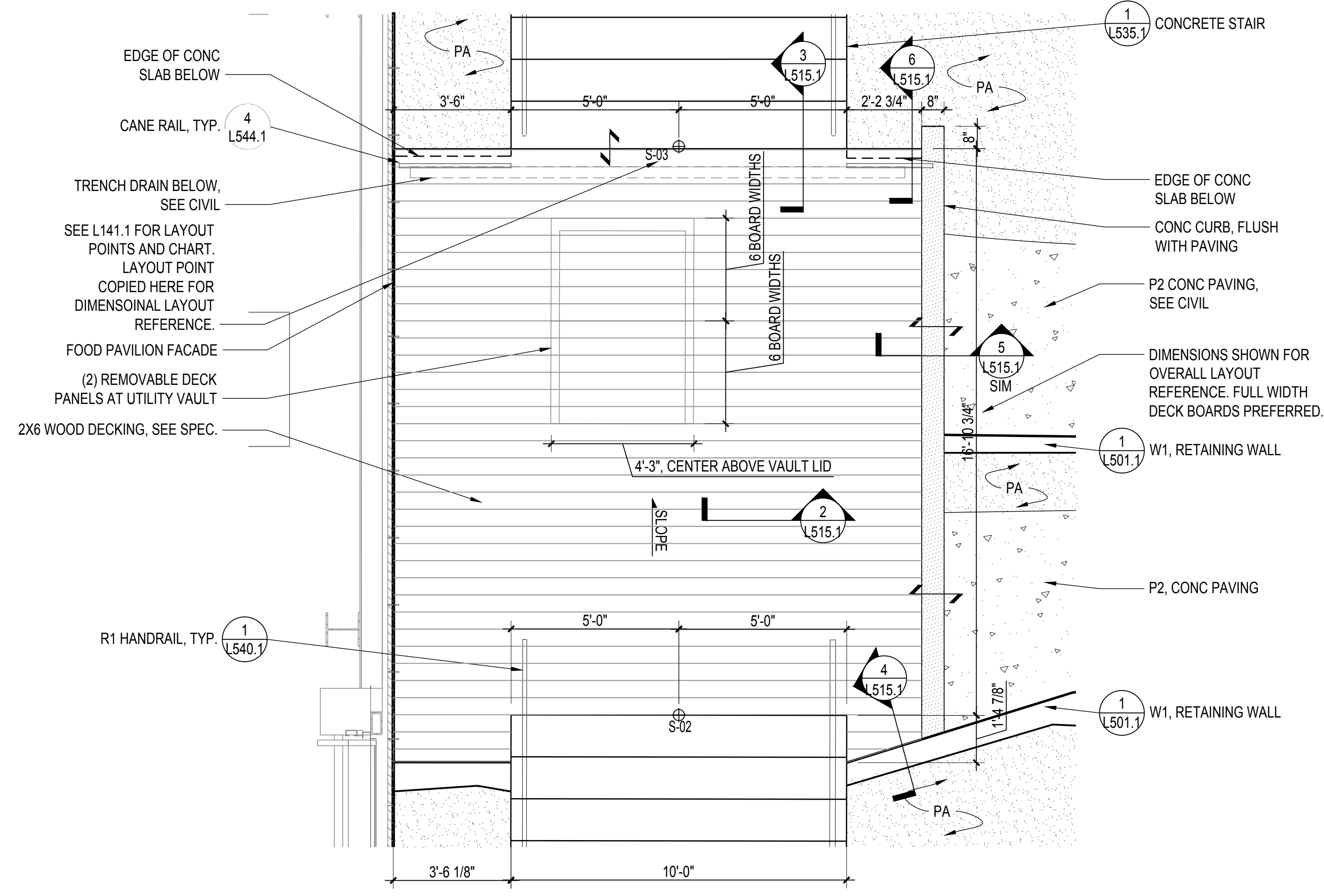
## REVISIONS:

NO.	DATE	DESCRIPTION

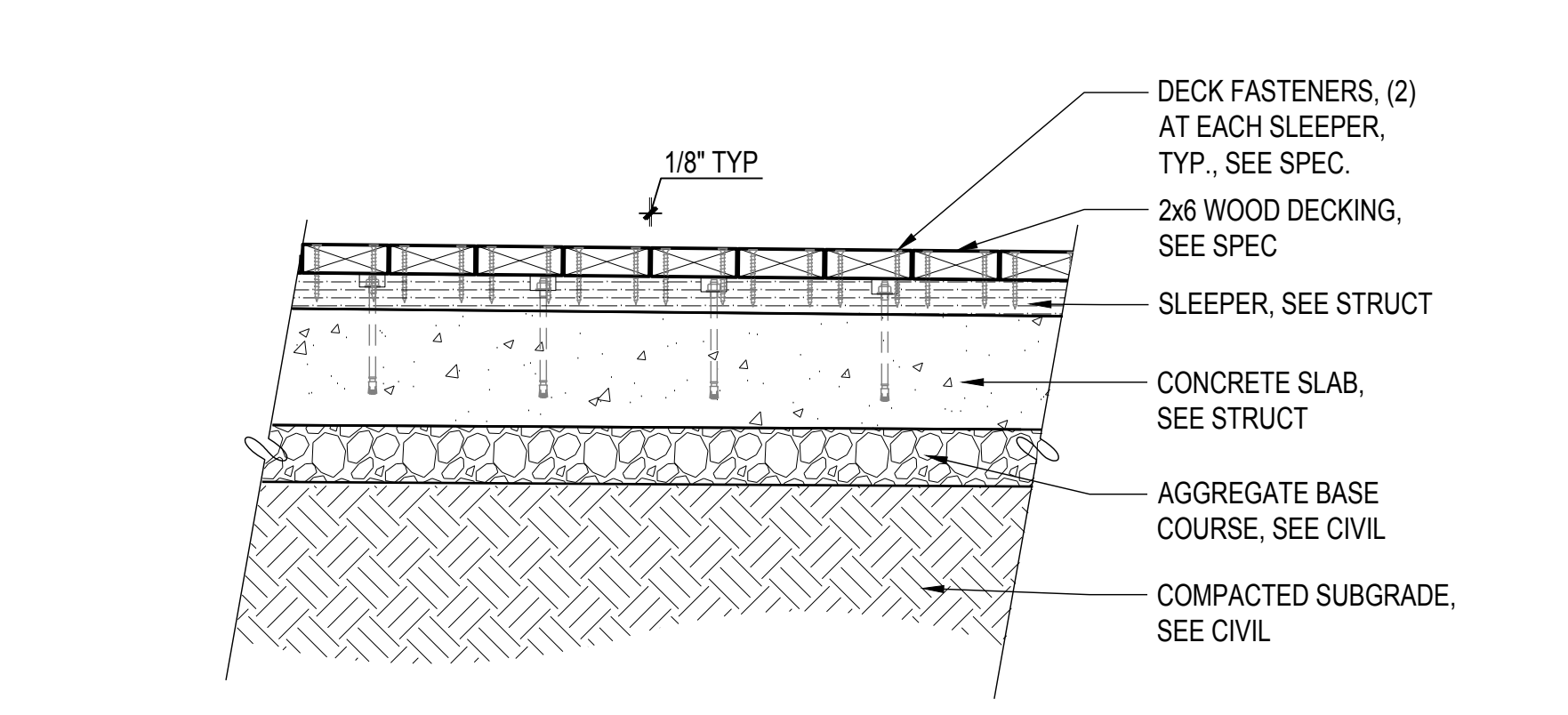
ISSUANCE

BID SET	
DRAWN BY	CHECKED BY
DATE	GGN PROJECT #
7/01/2021	1608

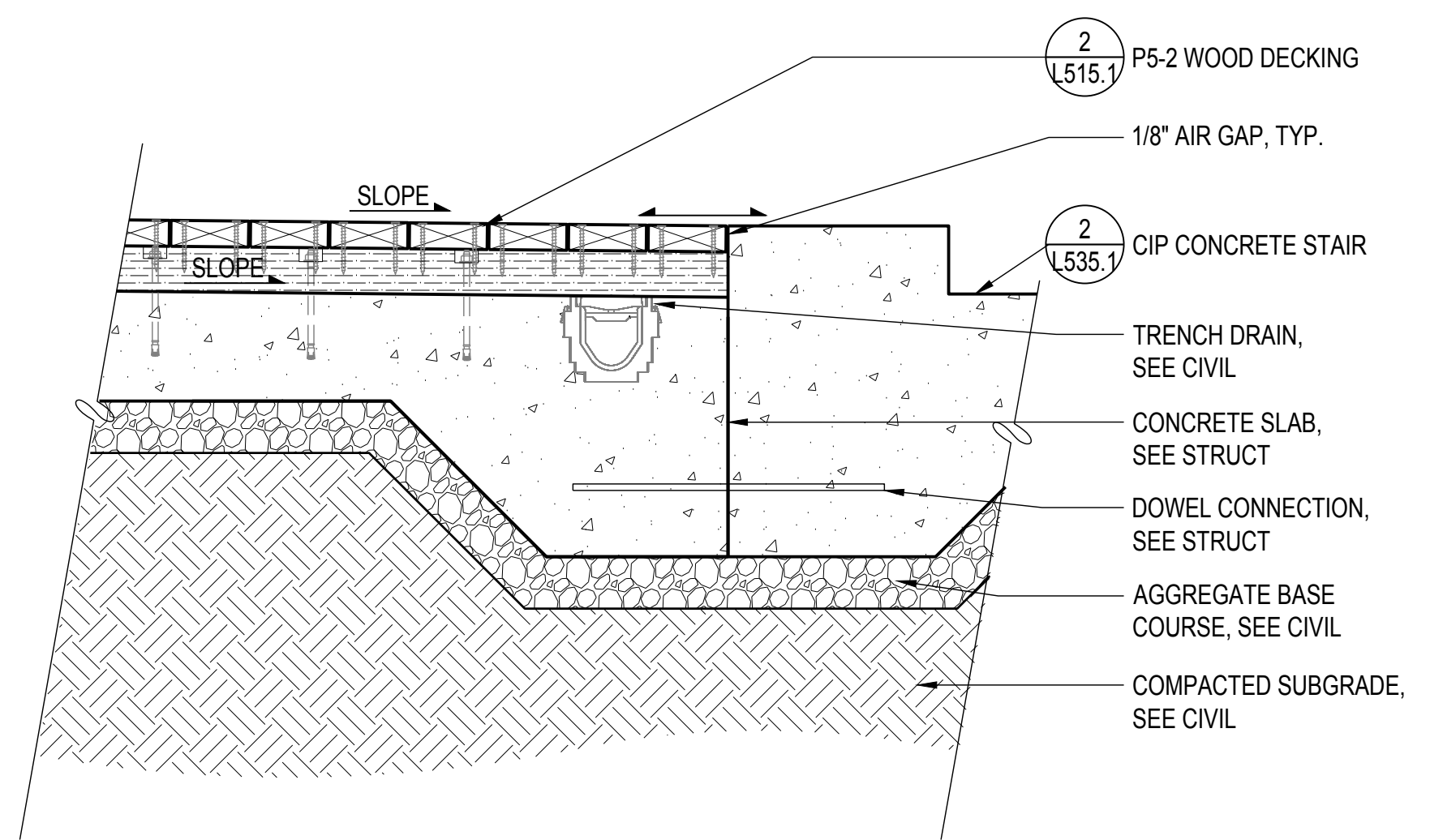
# PAVING DETAILS L515.1



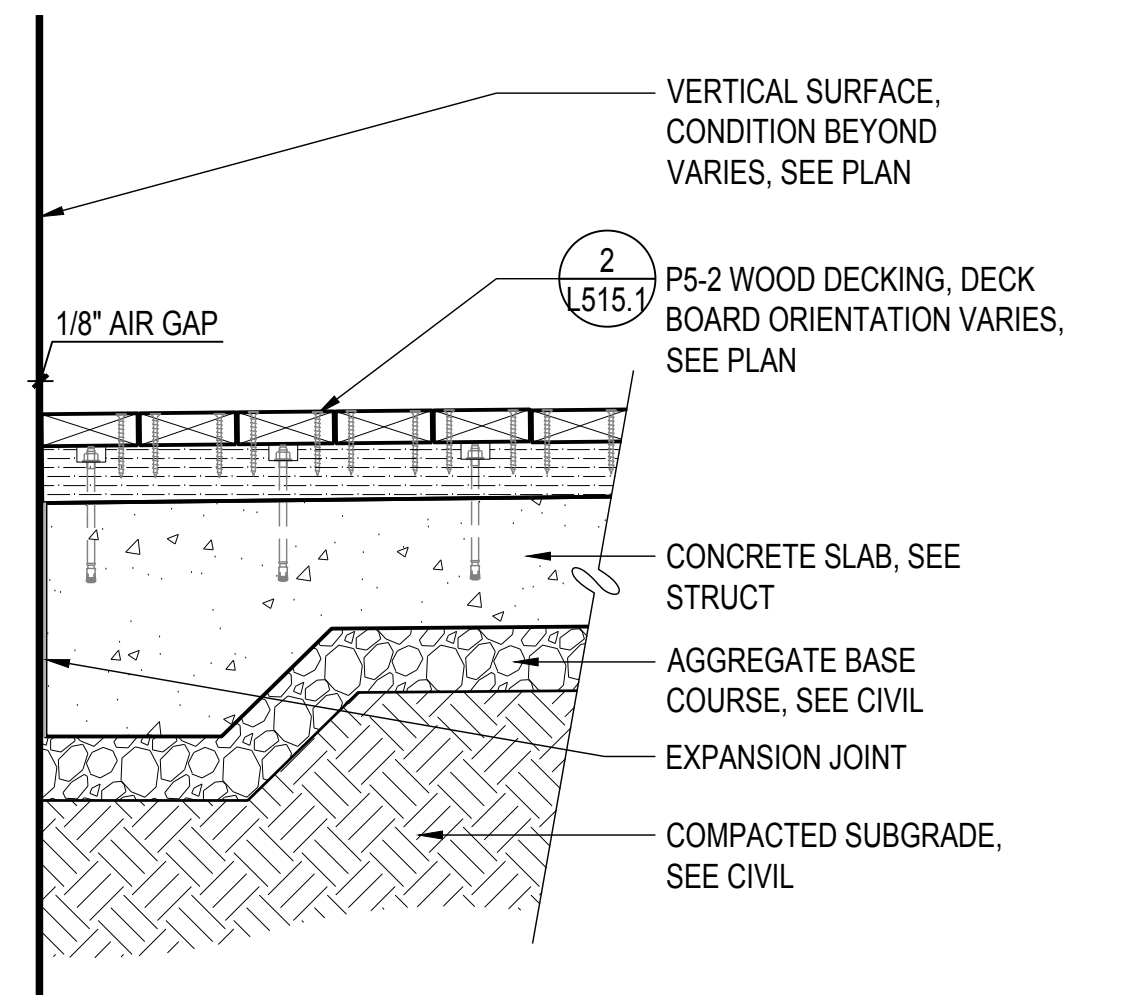
**1 PLAN: P5-2 WOOD DECK AT FOOD PAVILION**  
SCALE: 3/8" = 1'-0"



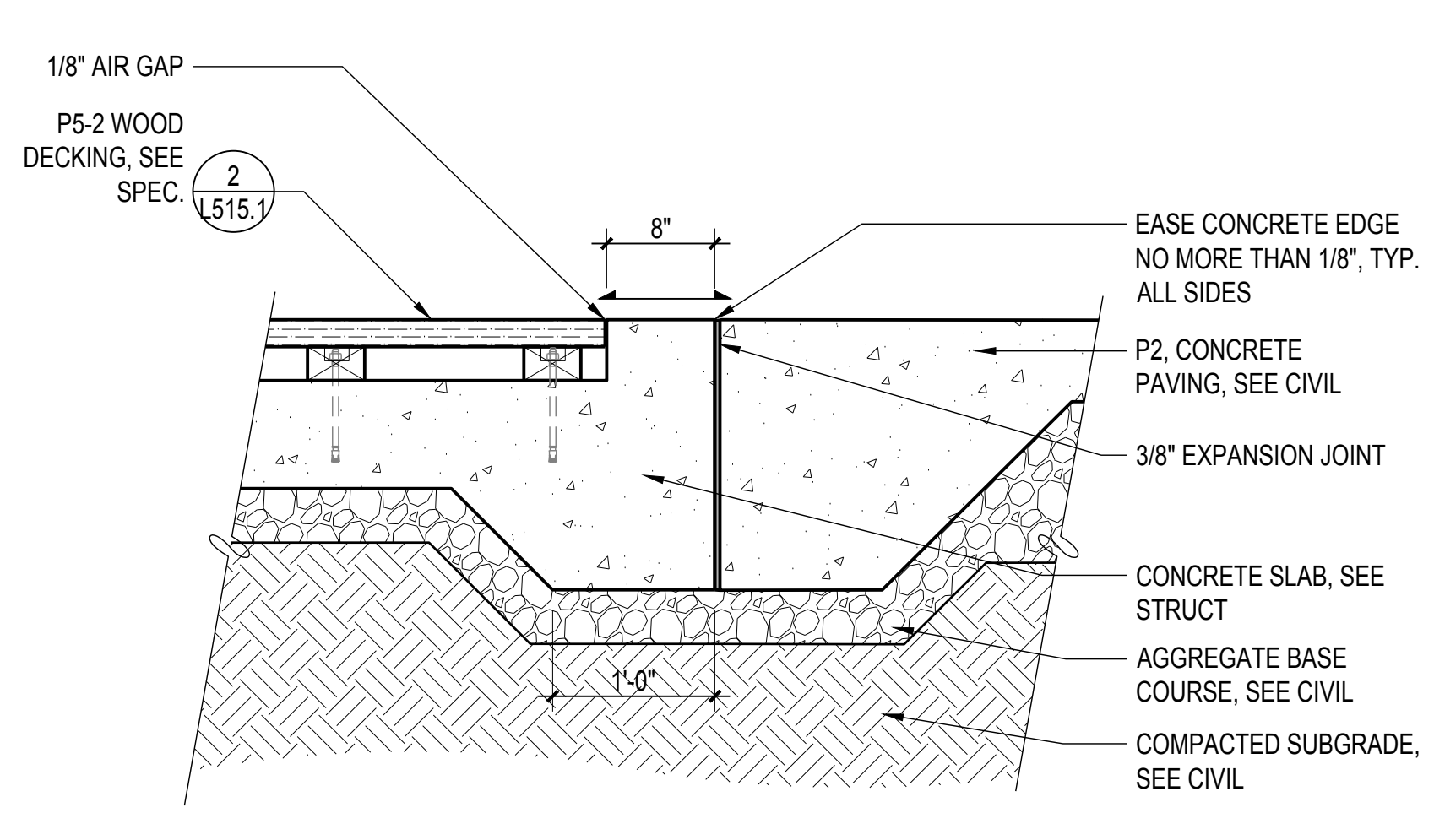
**2 DETL: P5-2 WOOD DECKING**  
SCALE: 1" = 1'-0"



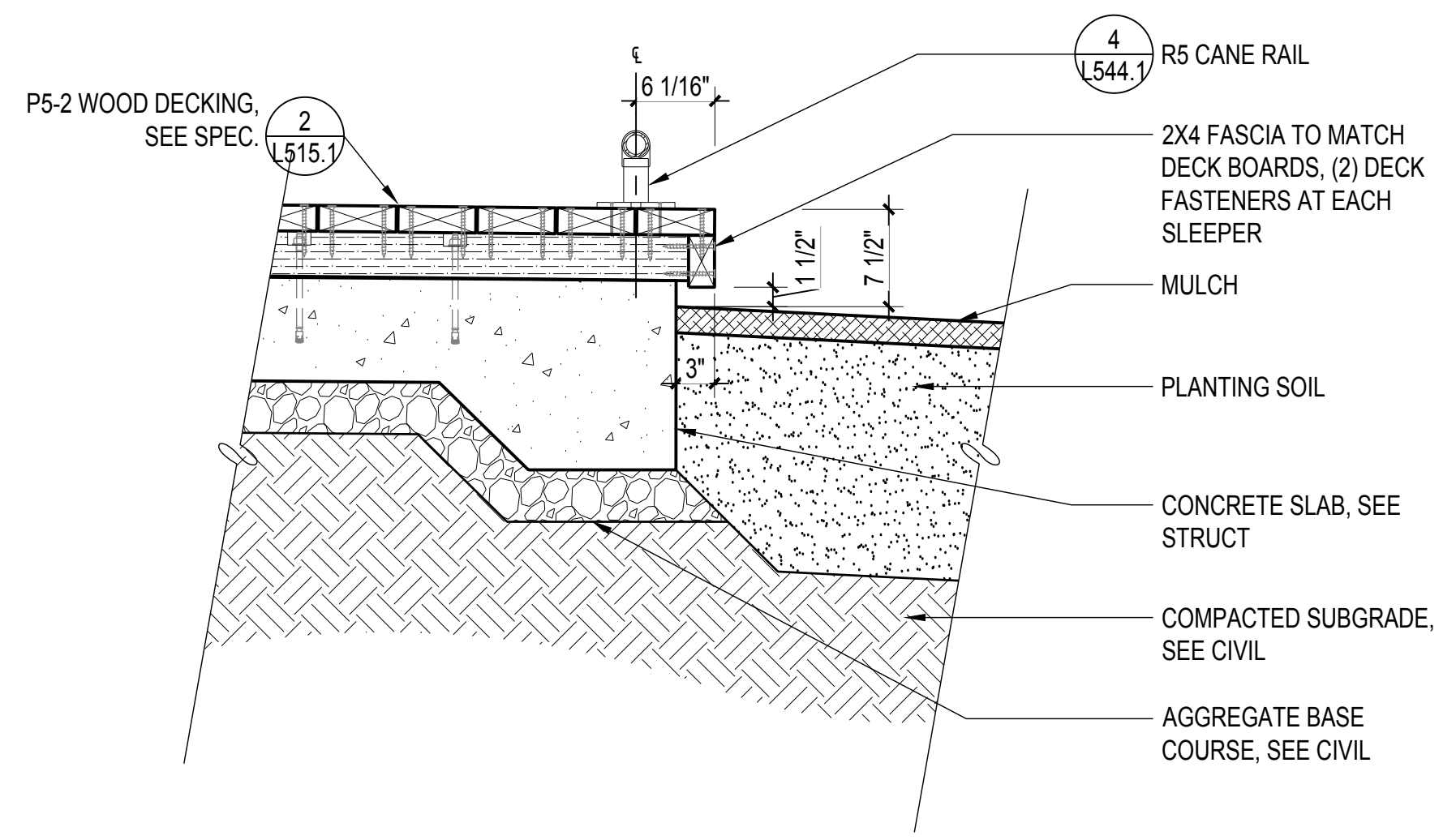
**3 DETL: P5-2 WOOD DECKING AT CONCRETE STAIR**  
SCALE: 1" = 1'-0"



**4 DETL: P5-2 WOOD DECKING AT VERTICAL SURFACE**  
SCALE: 1" = 1'-0"



**5 DETL: P5-2 WOOD DECKING AT CONC PAVING**  
SCALE: 1" = 1'-0"



**6 DETL: P5-2 WOOD DECKING AT PLANTING**  
SCALE: 1" = 1'-0"

**900 INNES  
PARK DEVELOPMENT**

CITY AND COUNTY OF SAN FRANCISCO  
RECREATION AND PARKS DEPARTMENT  
49 SOUTH VAN NESS AVENUE, SUITE 1220  
SAN FRANCISCO, CA 94103  
PH. 415-831-2700



THE TRUST FOR PUBLIC LAND  
101 MONTGOMERY STREET  
SUITE 900  
SAN FRANCISCO, CA 94104  
PH. 415-495-4014



PRIME CONSULTANT / LANDSCAPE ARCHITECT  
GUSTAFSON GUTHRIE NICHOL  
PH. 206-903-8802

CIVIL ENGINEER  
SHERWOOD DESIGN ENGINEERS  
PH. 415-348-9650

ARCHITECT  
JENSEN ARCHITECTS  
PH. 415-348-9650

ECOLOGICAL RESTORATION  
RANA CREEK  
PH. 831-659-3820

STRUCTURAL ENGINEER  
JON BRODY STRUCTURAL ENGINEERS  
PH. 415-296-9494

COASTAL ENGINEER  
MOFFATT AND NICHOL  
PH. 925-944-5411

LIGHTING  
NITEO CALIFORNIA  
PH. 415-666-2232

MEP & IT  
INTERFACE ENGINEERING  
PH. 415-489-7240

GEOTECHNICAL ENGINEER  
AGS, INC  
PH. 415-957-9240

SECURITY CONSULTANT  
ZBETA CONSULTING  
PH. 415-259-0422

FOR OFFICIAL USE

FOR OFFICIAL USE

FOR OFFICIAL USE

FOR OFFICIAL USE

FOR OFFICIAL USE

FOR OFFICIAL USE

FOR OFFICIAL USE

FOR OFFICIAL USE

FOR OFFICIAL USE

FOR OFFICIAL USE

FOR OFFICIAL USE

FOR OFFICIAL USE

FOR OFFICIAL USE

FOR OFFICIAL USE

FOR OFFICIAL USE

FOR OFFICIAL USE

FOR OFFICIAL USE

FOR OFFICIAL USE

FOR OFFICIAL USE

FOR OFFICIAL USE

FOR OFFICIAL USE

FOR OFFICIAL USE

FOR OFFICIAL USE

FOR OFFICIAL USE

FOR OFFICIAL USE

FOR OFFICIAL USE

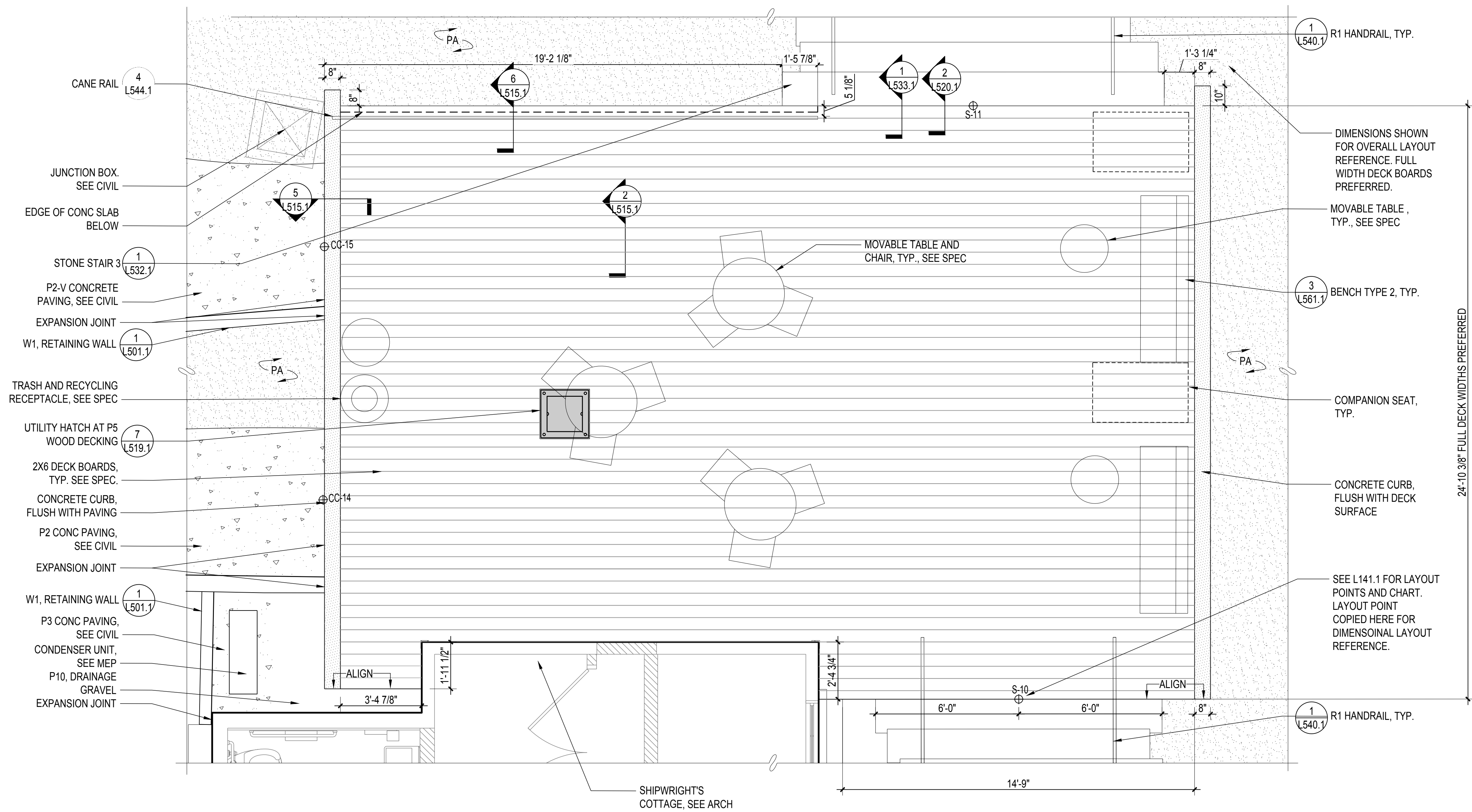
FOR OFFICIAL USE

FOR OFFICIAL USE

FOR OFFICIAL USE

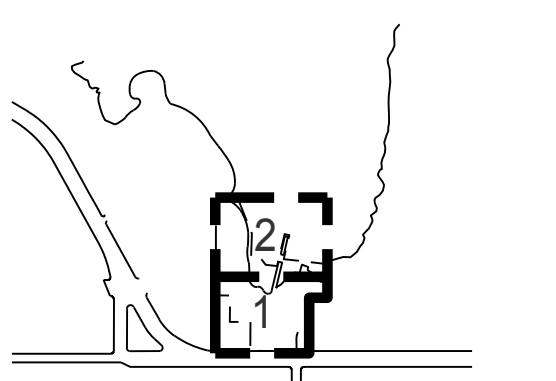
FOR OFFICIAL USE

FOR OFFICIAL USE



**1 PLAN: P5-2 WOOD DECKING PED RATED AT EAST STAIR**  
SCALE: 3/8" = 1'-0"

KEY PLAN



REVISIONS:

NO.	DATE	DESCRIPTION

ISSUANCE

BID SET	
DRAWN BY	CHECKED BY
DATE	GGN PROJECT #
7/01/2021	1608

PAVING DETAIL

**L516.1**

**900 INNES  
PARK DEVELOPMENT**

CITY AND COUNTY OF SAN FRANCISCO  
RECREATION AND PARKS DEPARTMENT  
49 SOUTH VAN NESS AVENUE, SUITE 1220  
SAN FRANCISCO, CA 94103  
PH. 415-831-2700

THE TRUST FOR PUBLIC LAND  
101 MONTGOMERY STREET  
SUITE 900  
SAN FRANCISCO, CA 94104  
PH. 415-495-4014

PRIME CONSULTANT / LANDSCAPE ARCHITECT  
GUSTAFSON GUTHRIE NICHOL  
PH. 206-903-8802

CIVIL ENGINEER  
SHERWOOD DESIGN ENGINEERS  
PH. 415-348-9650

ARCHITECT  
JENSEN ARCHITECTS  
PH. 415-348-9650  
ECOLOGICAL RESTORATION  
RANA CREEK  
PH. 831-659-3820

STRUCTURAL ENGINEER  
JON BRODY STRUCTURAL ENGINEERS  
PH. 415-296-9494

COASTAL ENGINEER  
MOFFATT AND NICHOL  
PH. 925-944-5411

LIGHTING  
NITEO CALIFORNIA  
PH. 415-666-2232

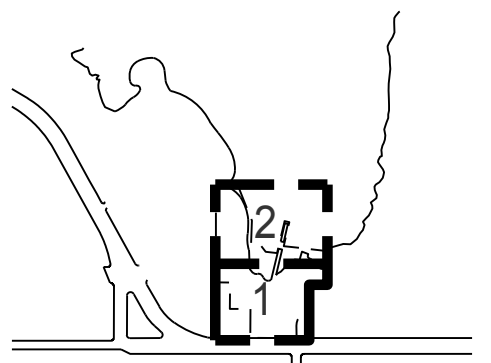
MEP & IT  
INTERFACE ENGINEERING  
PH. 415-489-7240

GEOTECHNICAL ENGINEER  
AGS, INC  
PH. 415-957-9240

SECURITY CONSULTANT  
ZBETA CONSULTING  
PH. 415-259-0422

FOR OFFICIAL USE

KEY PLAN



**REVISIONS:**

NO.	DATE	DESCRIPTION

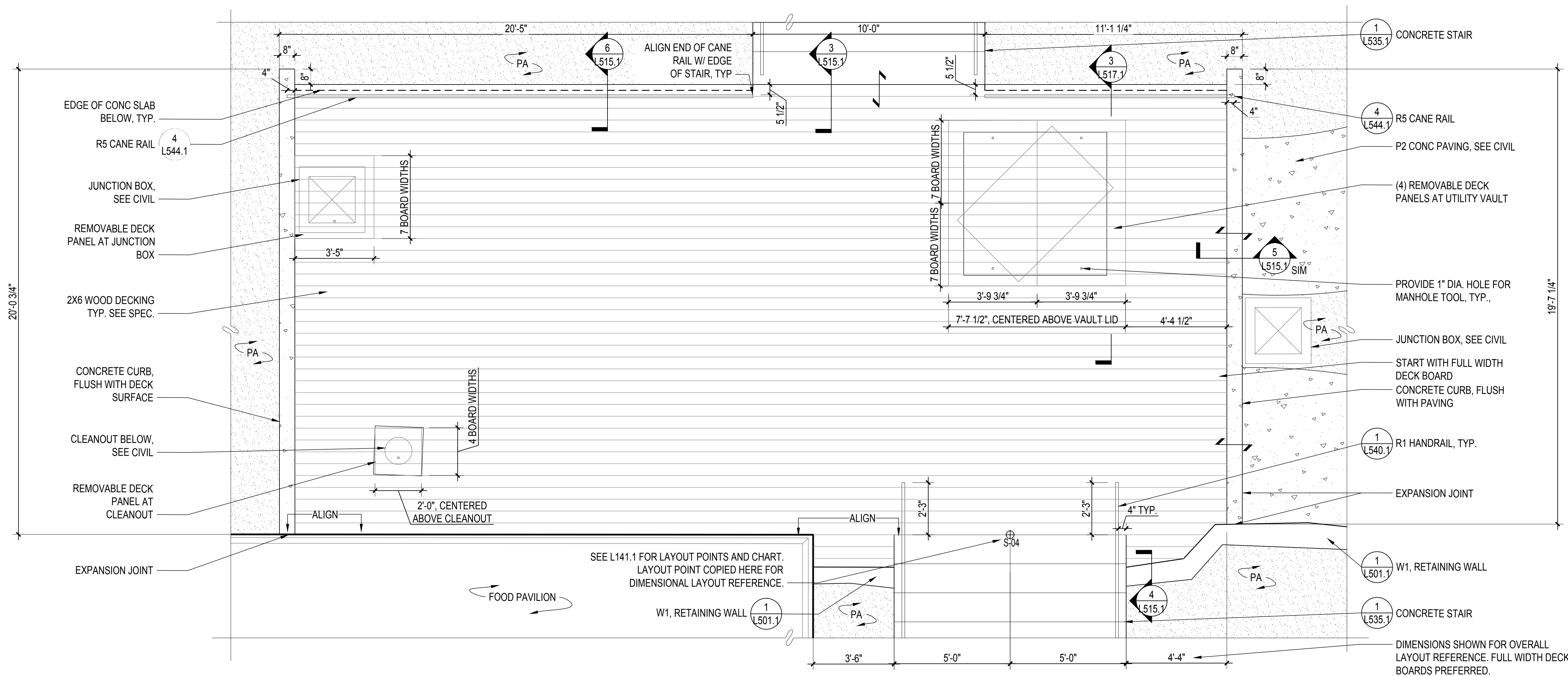
ISSUANCE

**BID SET**

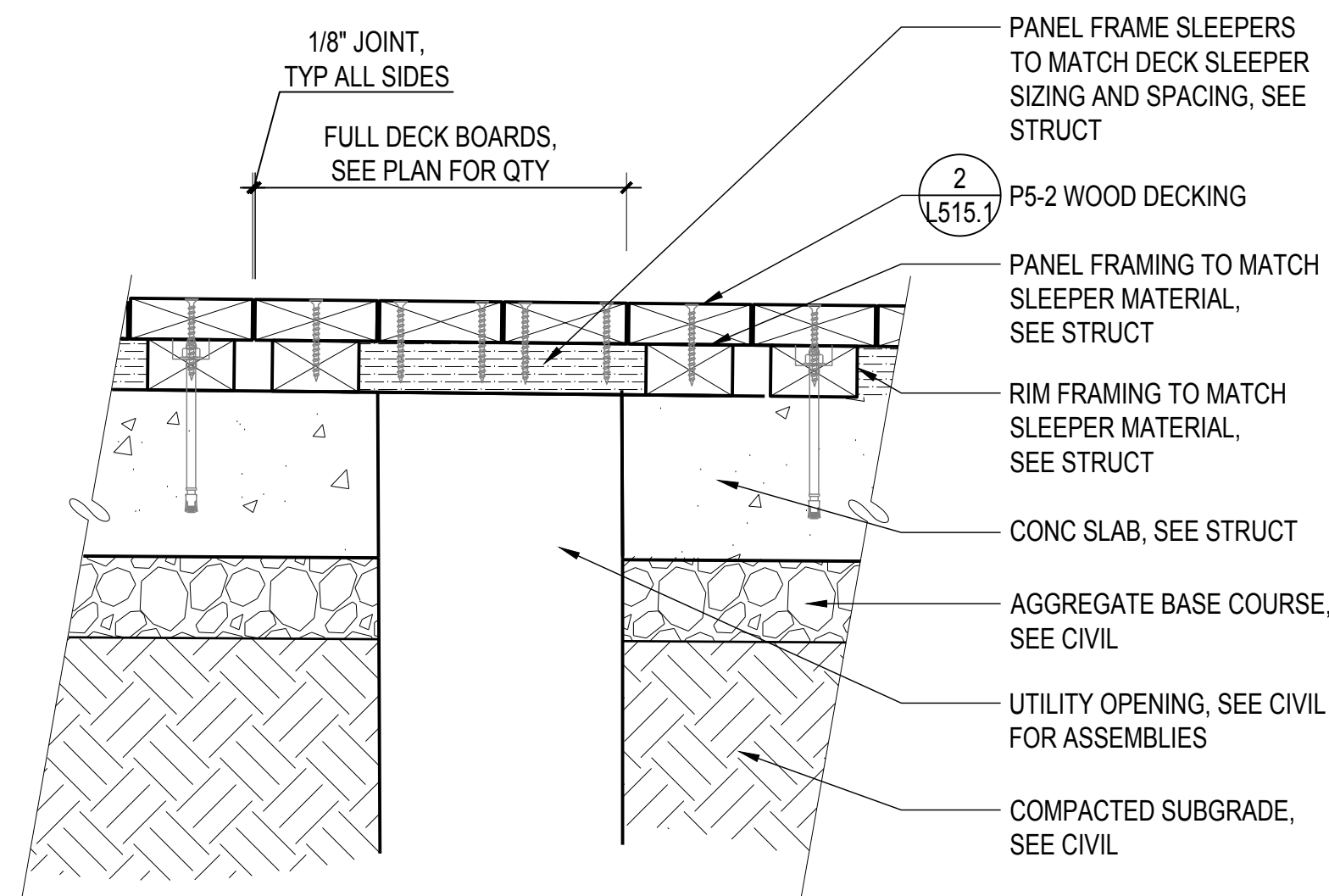
DRAWN BY	CHECKED BY
DATE	GGN PROJECT #
7/01/2021	1608

**PAVING DETAILS**

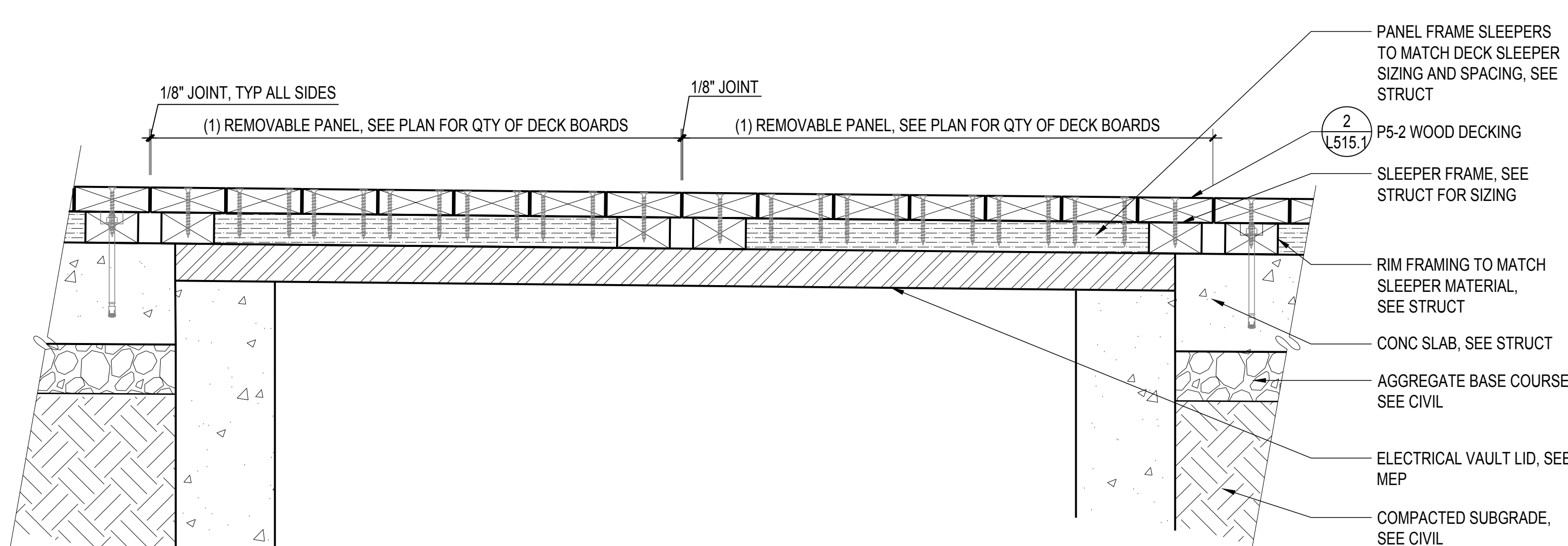
**L517.1**



**1 PLAN: P5-2 WOOD DECKING AT PED RATED AT FOOD PAVILION - NORTH**  
SCALE: 3/8" = 1'-0"



**2 DETL: UTILITY HATCH AT CLEANOUTS, JUNCTION BOXES AND MANHOLES**  
SCALE: 1 1/2" = 1'-0"



**3 DETL: UTILITY HATCH AT ELECTRICAL VAULT**  
SCALE: 1 1/2" = 1'-0"



# 900 INNES PARK DEVELOPMENT

CITY AND COUNTY OF SAN FRANCISCO  
RECREATION AND PARKS DEPARTMENT  
49 SOUTH VAN NESS AVENUE, SUITE 1220  
SAN FRANCISCO, CA 94103  
PH. 415-831-2700

THE TRUST FOR PUBLIC LAND  
101 MONTGOMERY STREET  
SUITE 900  
SAN FRANCISCO, CA 94104  
PH. 415-495-4014

PRIME CONSULTANT / LANDSCAPE ARCHITECT  
GUSTAFSON GUTHRIE NICHOL  
PH. 206-903-6802

CIVIL ENGINEER  
SHERWOOD DESIGN ENGINEERS  
PH. 415-348-9650

ARCHITECT  
JENSEN ARCHITECTS  
PH. 415-348-9650

ECOLOGICAL RESTORATION  
RANA CREEK  
PH. 831-659-3820

STRUCTURAL ENGINEER  
JON BRODY STRUCTURAL ENGINEERS  
PH. 415-296-9494

COASTAL ENGINEER  
MOFFATT AND NICHOL  
PH. 925-944-5411

LIGHTING  
NITEO CALIFORNIA  
PH. 415-666-2232

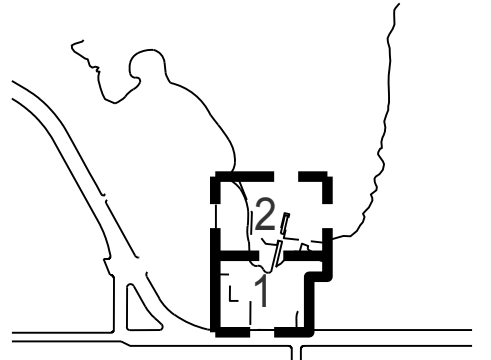
MEP & IT  
INTERFACE ENGINEERING  
PH. 415-489-7240

GEOTECHNICAL ENGINEER  
AGS, INC  
PH. 415-957-9240

SECURITY CONSULTANT  
ZBETA CONSULTING  
PH. 415-259-0422

FOR OFFICIAL USE

## KEY PLAN



## REVISIONS:

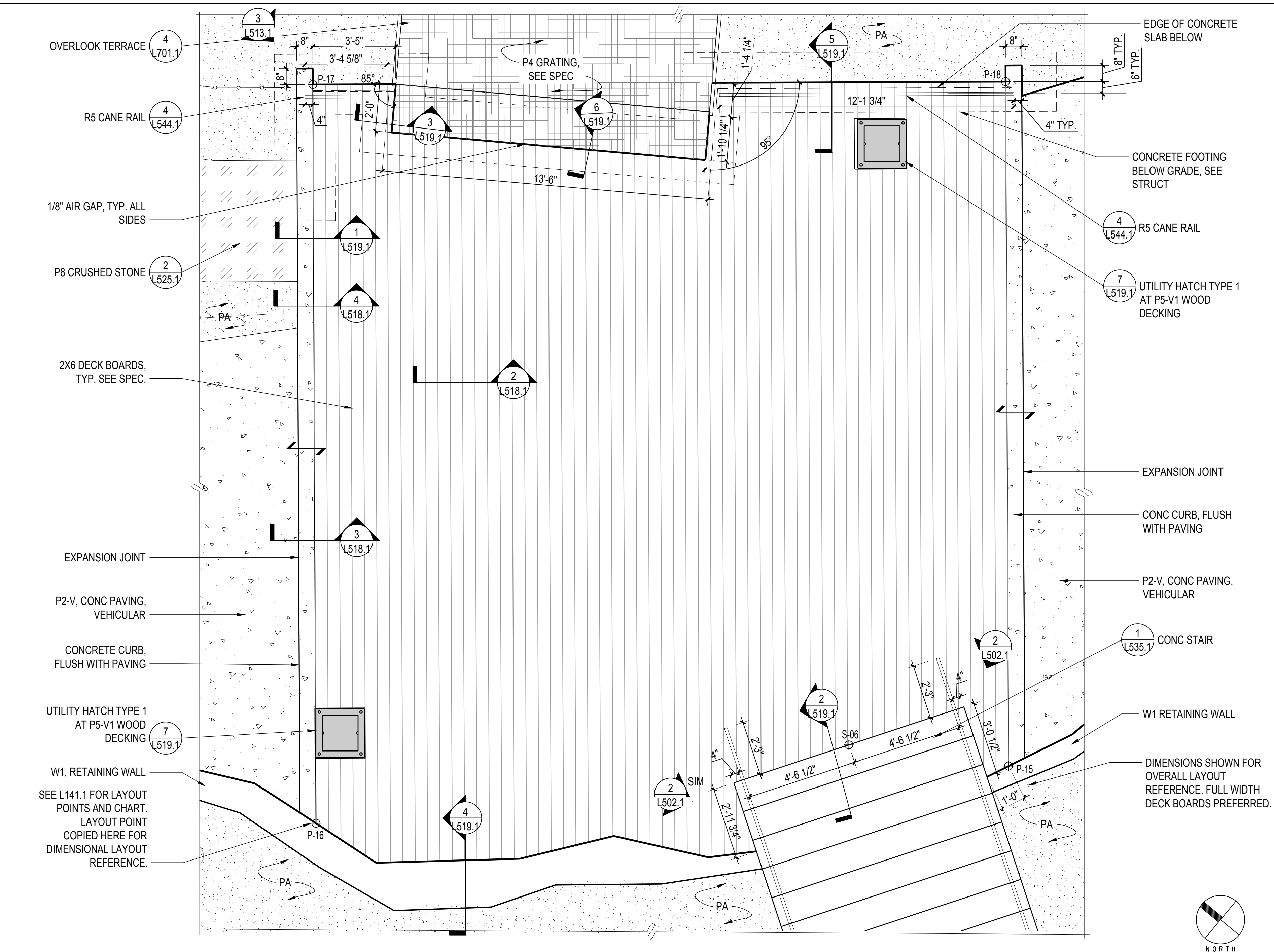
NO.	DATE	DESCRIPTION

## ISSUANCE

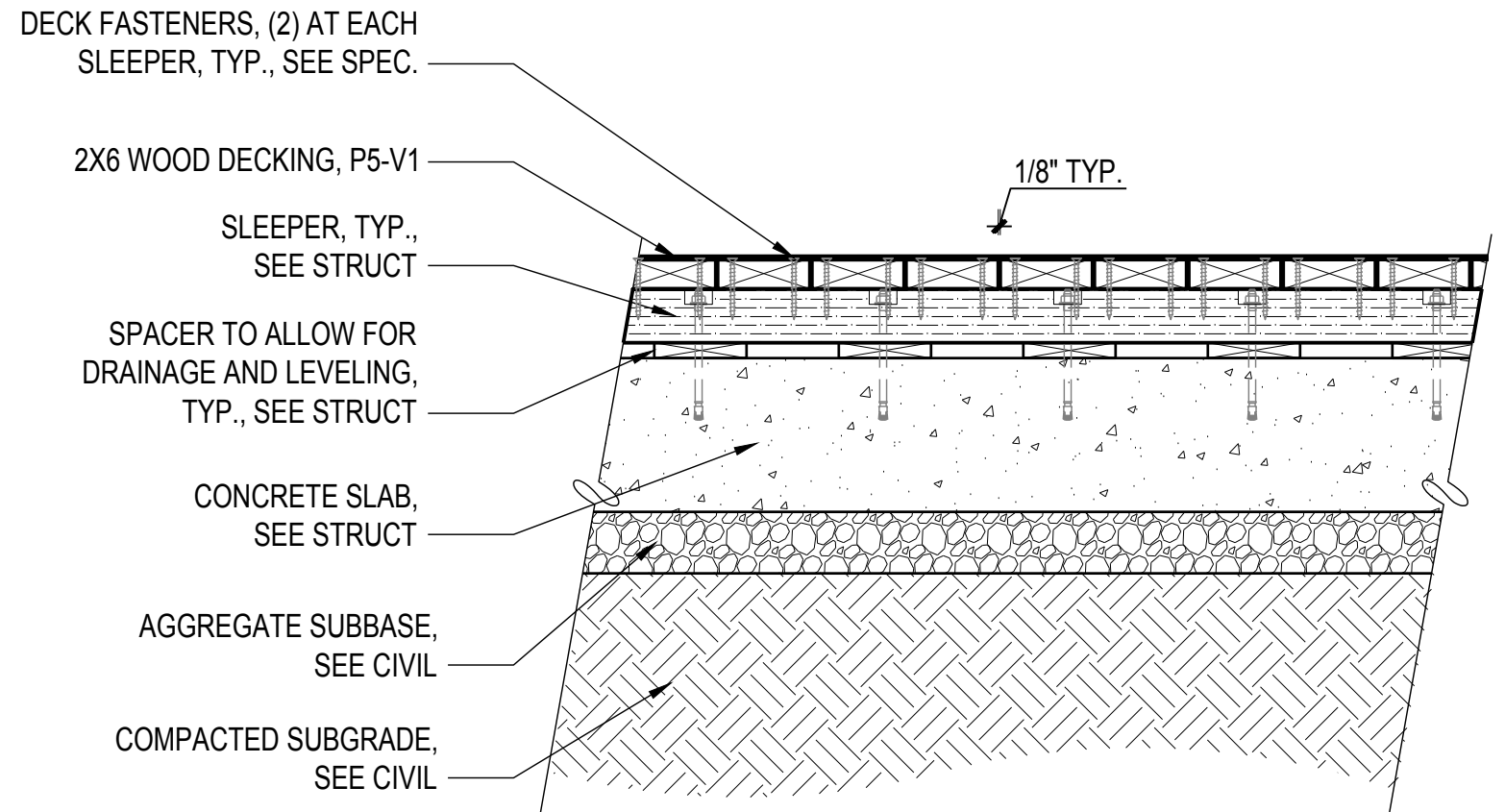
DRAWN BY		CHECKED BY	
DATE		GGN PROJECT #	
7/01/2021		1608	

## PAVING DETAILS

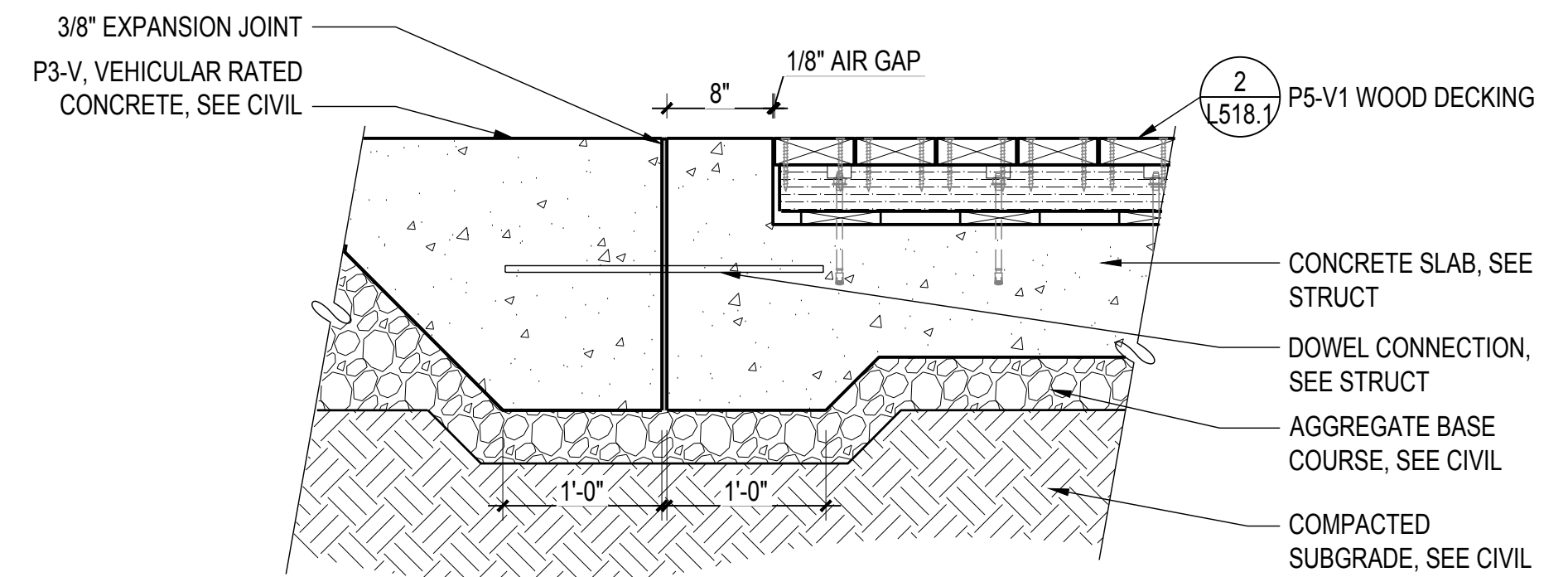
# L518.1



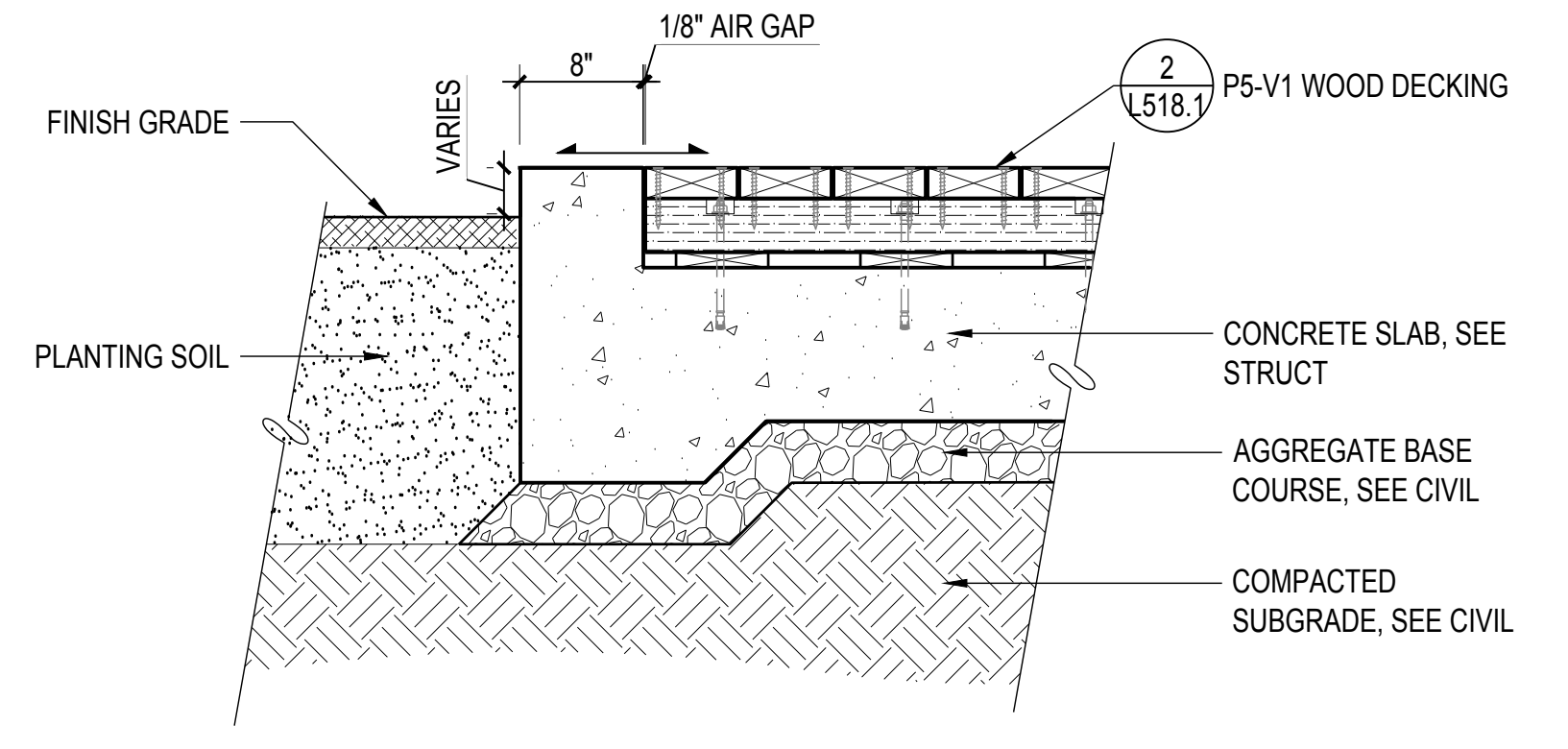
**1 PLAN: P5-V1 WOOD DECKING - VEHICULAR RATED**  
SCALE: 3/8" = 1'-0"



**2 DETL: P5-V1 WOOD DECKING - VEHICULAR RATED**  
SCALE: 1" = 1'-0"



**3 DETL: P5-V1 WOOD DECKING - VEHICULAR RATED AT VEH RATED CONC**  
SCALE: 1" = 1'-0"



**4 DETL: P5-V1 WOOD DECKING - VEHICULAR RATED AT PLANTING**  
SCALE: 1" = 1'-0"

7/1/2021 ANS (full sheet) 0 (22.00 x 34.00 inches)

# 900 INNES PARK DEVELOPMENT

CITY AND COUNTY OF SAN FRANCISCO  
RECREATION AND PARKS DEPARTMENT  
49 SOUTH VAN NESS AVENUE, SUITE 1220  
SAN FRANCISCO, CA 94103  
PH. 415-831-2700

THE TRUST FOR PUBLIC LAND  
101 MONTGOMERY STREET  
SUITE 900  
SAN FRANCISCO, CA 94104  
PH. 415-495-4014

PRIME CONSULTANT / LANDSCAPE ARCHITECT  
GUSTAFSON GUTHRIE NICHOL  
PH. 206-903-8802

CIVIL ENGINEER  
SHERWOOD DESIGN ENGINEERS  
PH. 415-348-9650

ARCHITECT  
JENSEN ARCHITECTS  
PH. 415-348-9650  
ECOLOGICAL RESTORATION  
RANA CREEK  
PH. 831-659-3820

STRUCTURAL ENGINEER  
JON BRODY STRUCTURAL ENGINEERS  
PH. 415-296-9494

COASTAL ENGINEER  
MOFFATT AND NICHOL  
PH. 925-944-5411

LIGHTING  
NITEO CALIFORNIA  
PH. 415-666-2232

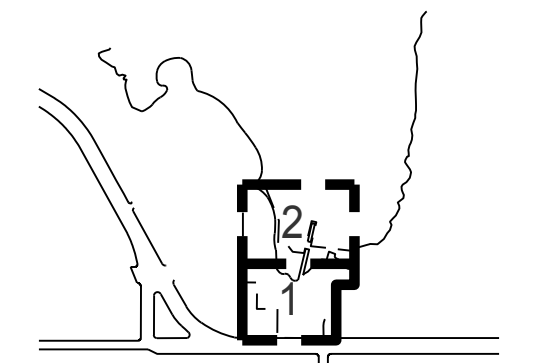
MEP & IT  
INTERFACE ENGINEERING  
PH. 415-489-7240

GEOTECHNICAL ENGINEER  
AGS, INC  
PH. 415-957-9240

SECURITY CONSULTANT  
ZBETA CONSULTING  
PH. 415-259-0422

FOR OFFICIAL USE

KEY PLAN



## REVISIONS:

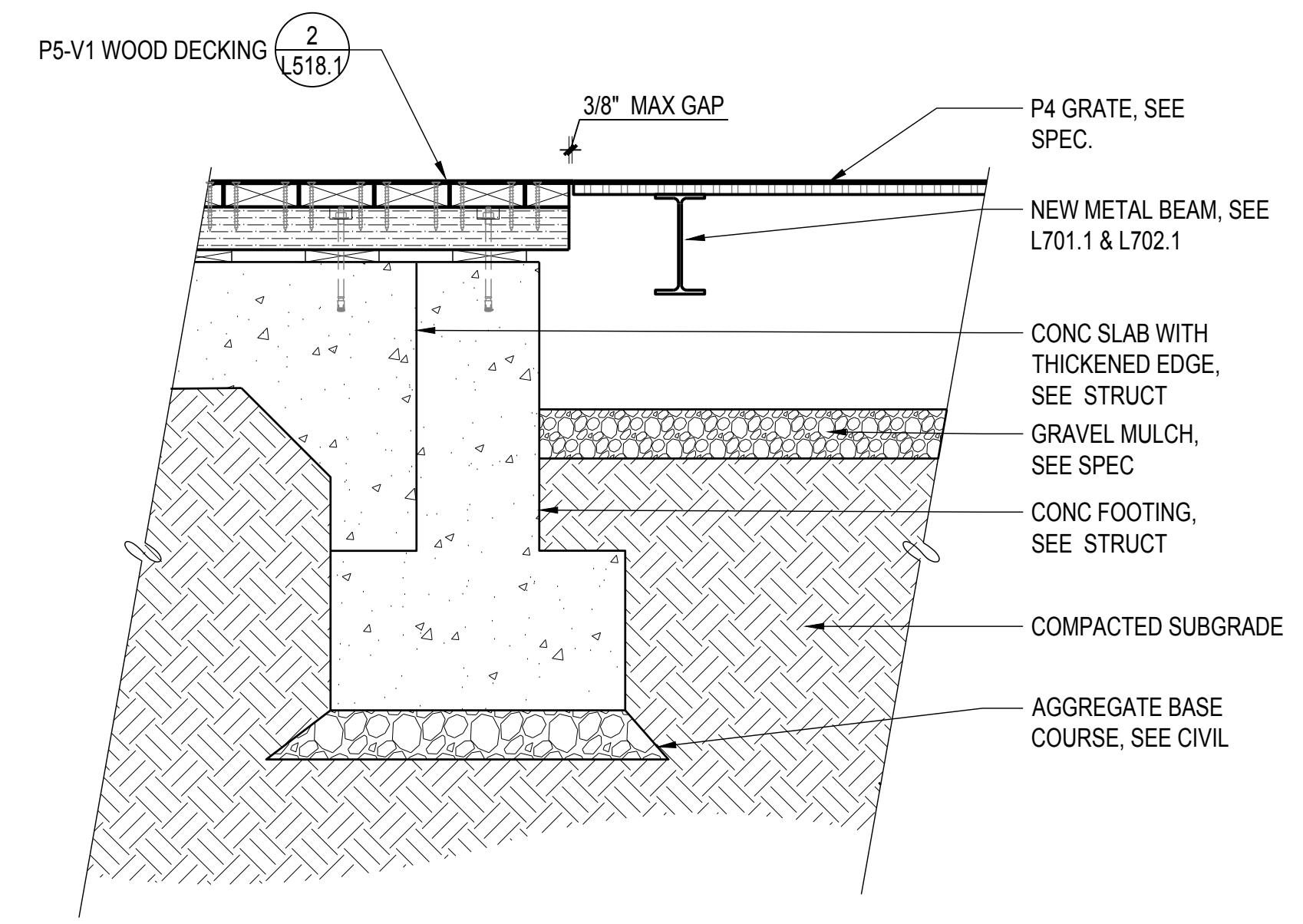
NO.	DATE	DESCRIPTION

## ISSUANCE

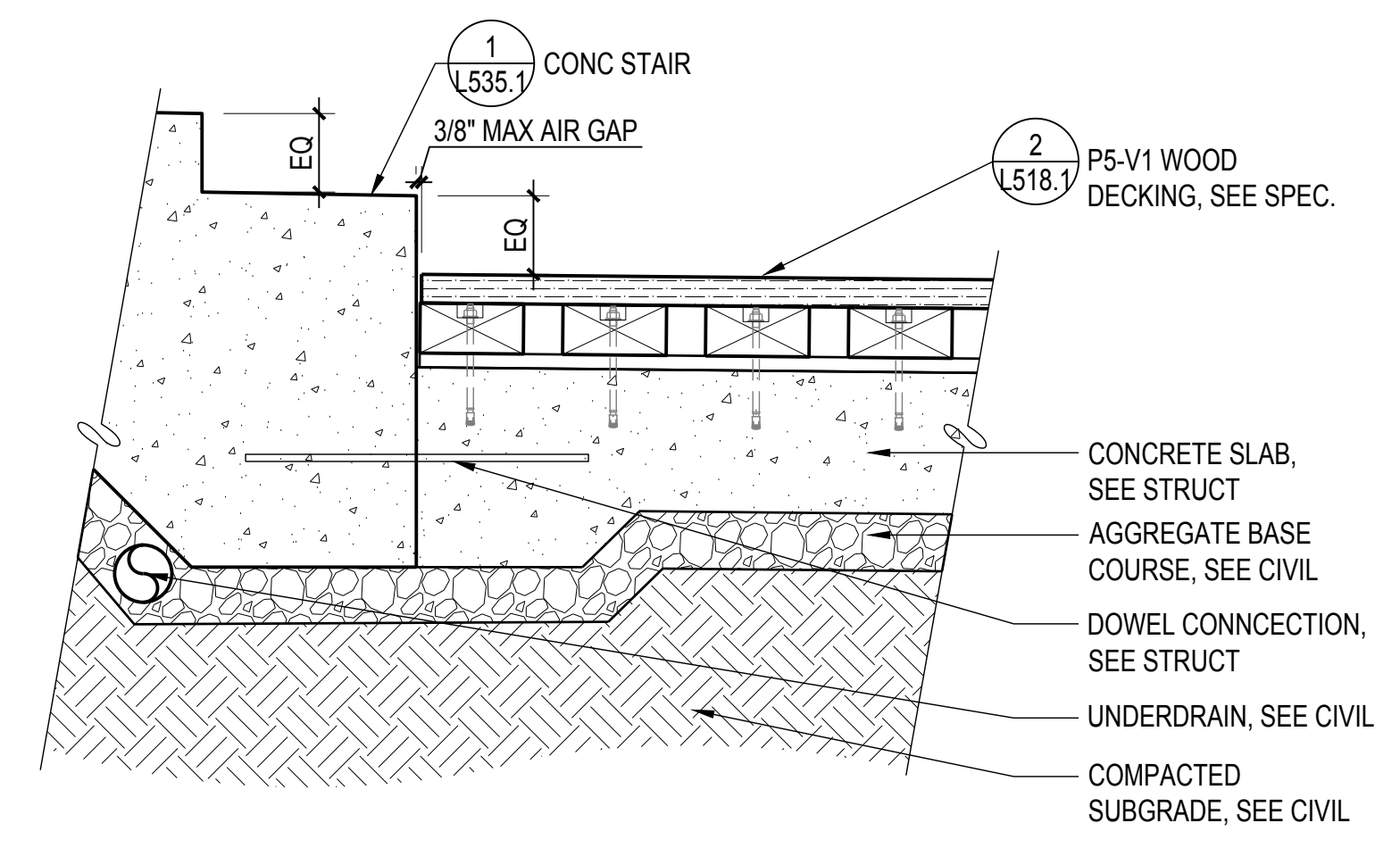
BID SET	
DRAWN BY	CHECKED BY
DATE	GGN PROJECT #
7/01/2021	1608

## PAVING DETAILS

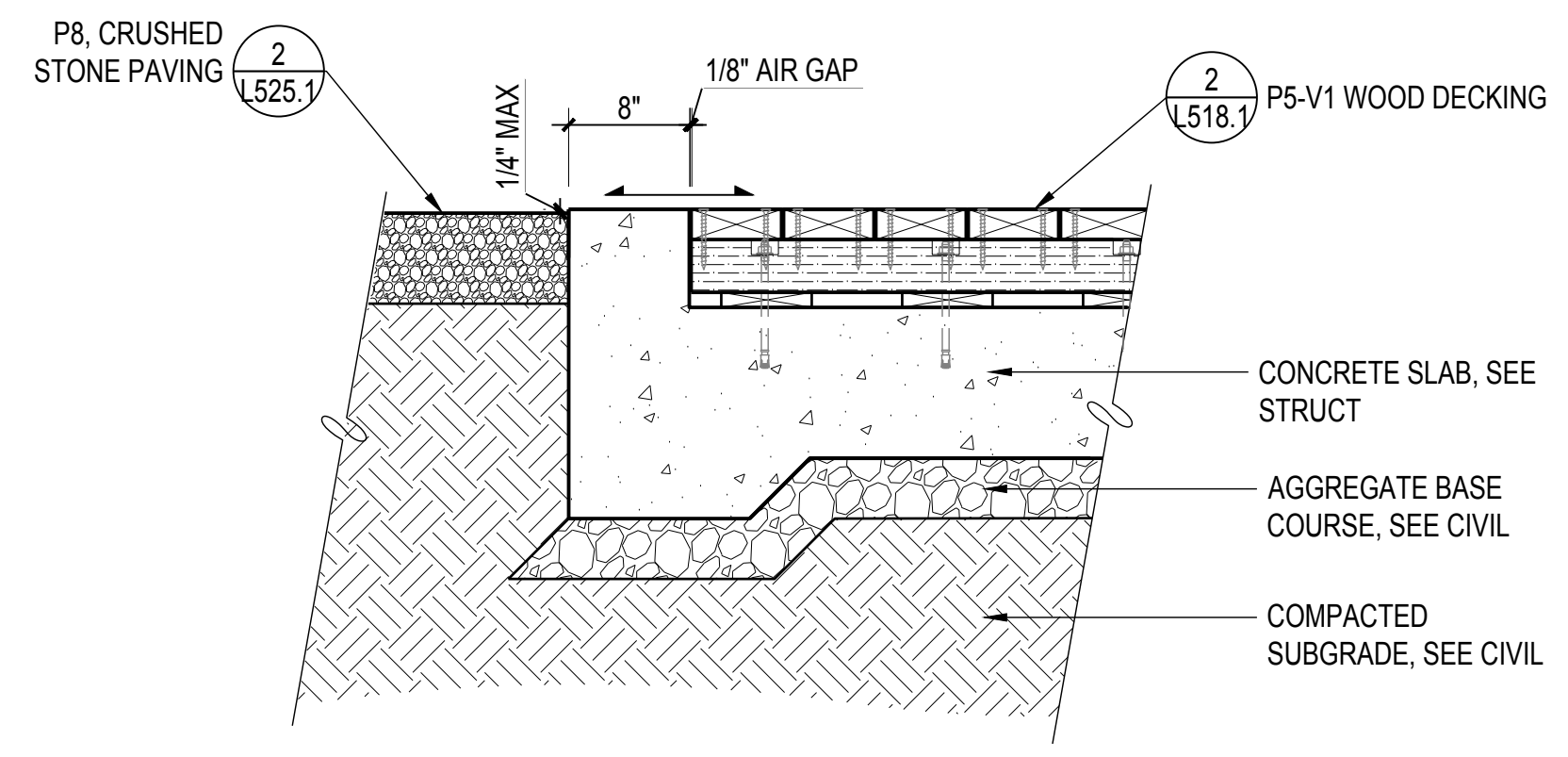
# L519.1



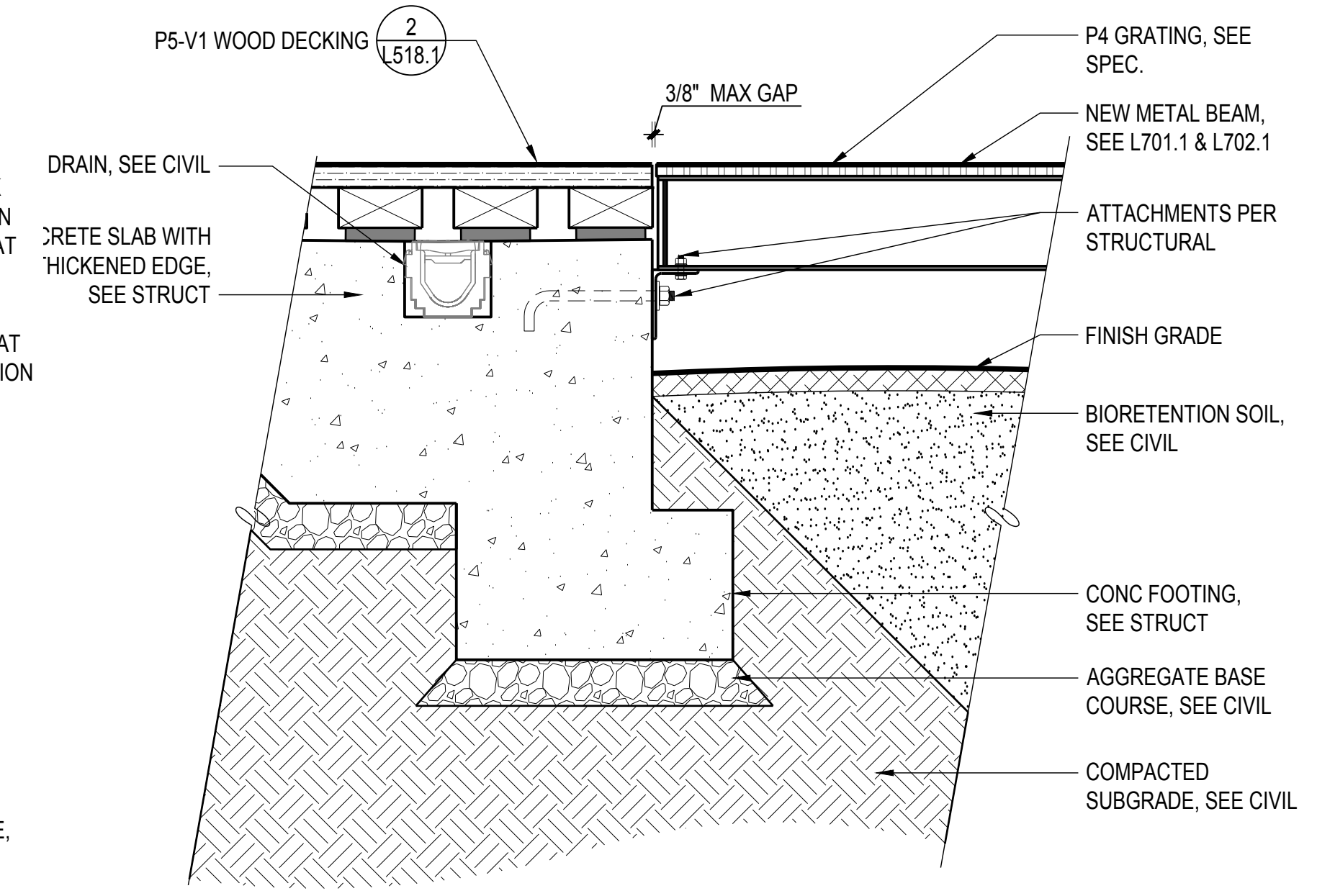
**3** DETL: P5-V1 WOOD DECKING AT P4 GRATE  
SCALE: 1" = 1'-0"



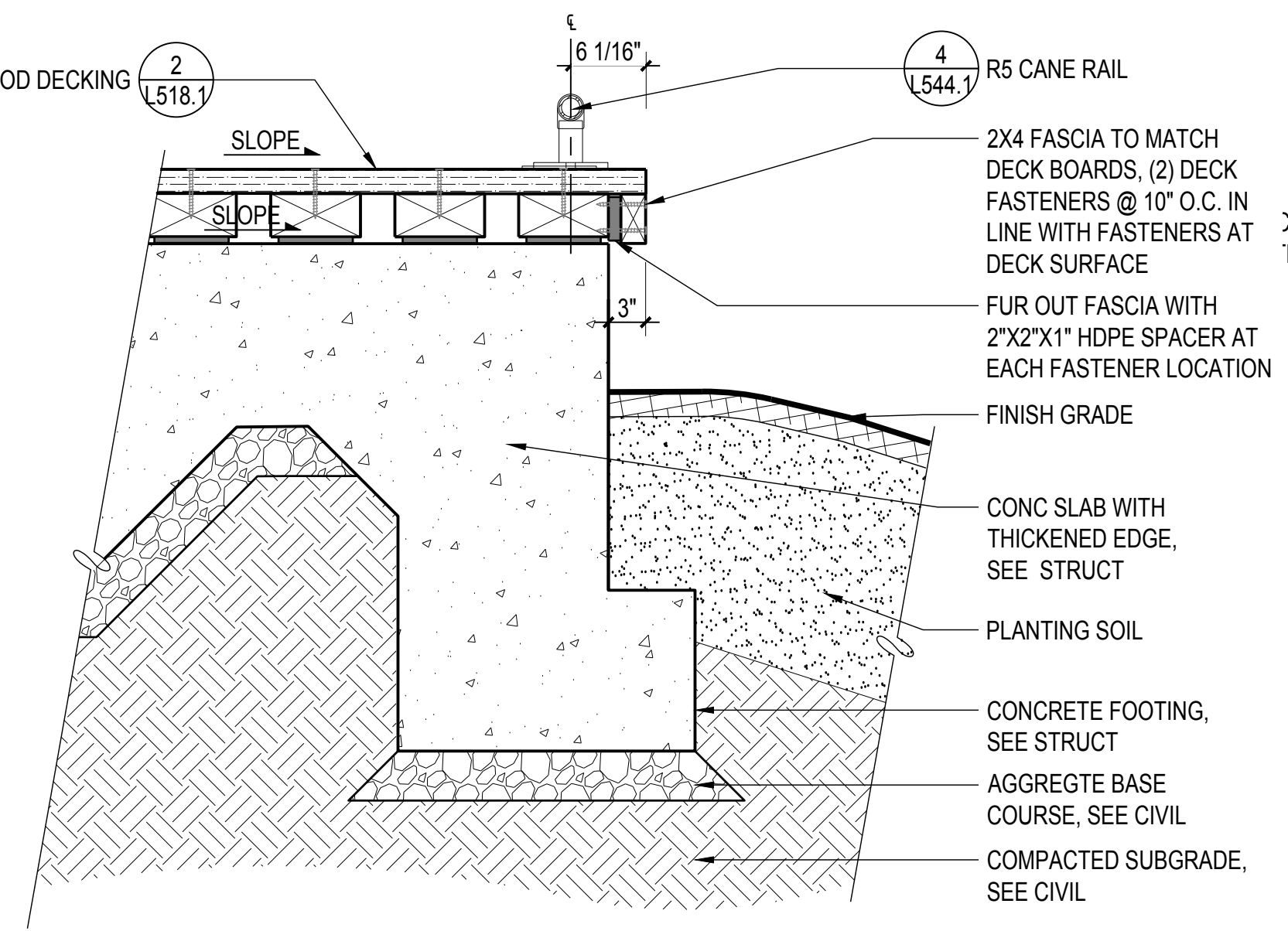
**2** DETL: P5-V1 WOOD DECKING AT STAIR  
SCALE: 1" = 1'-0"



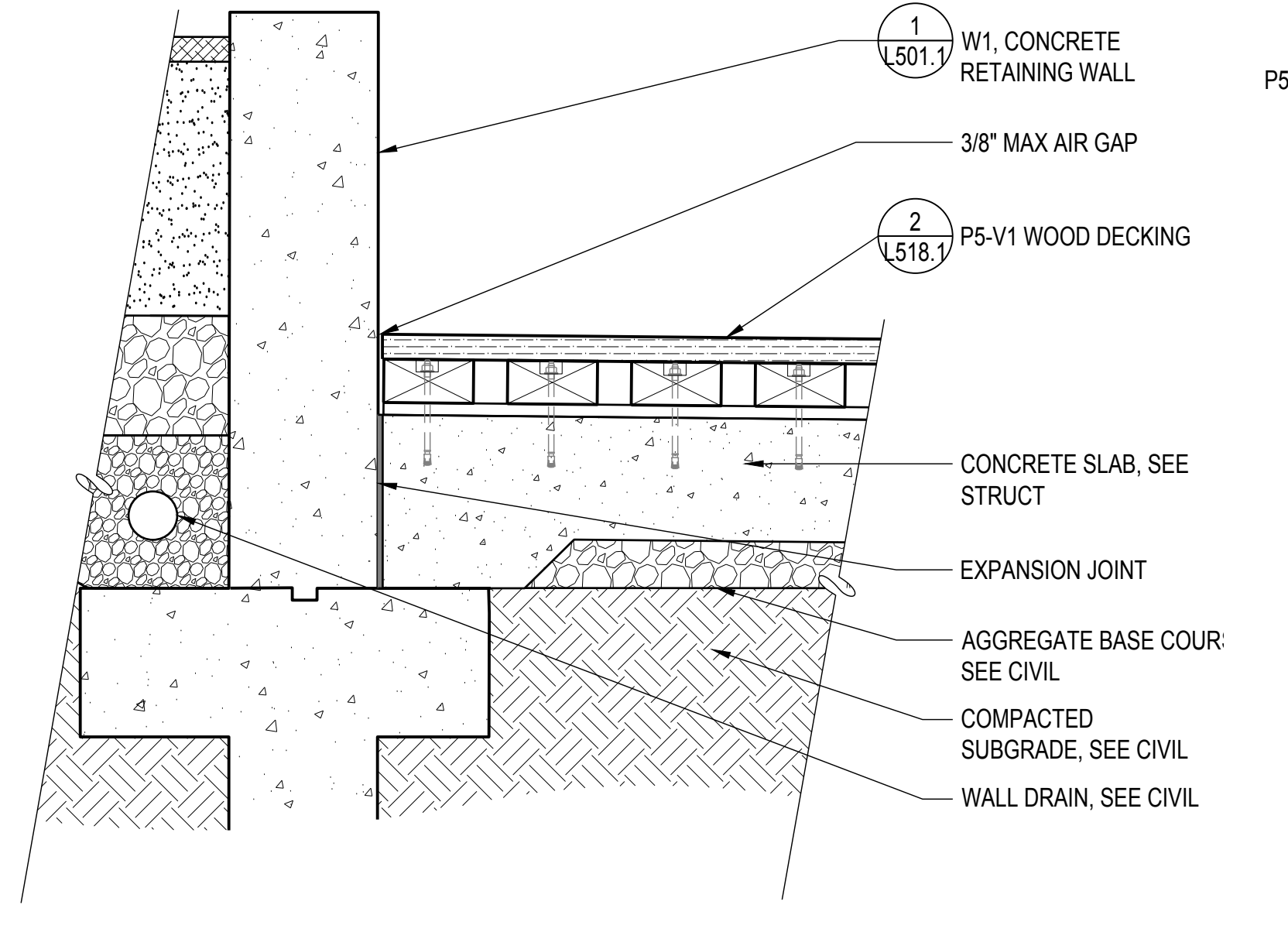
**1** DETL: P5-V1 WOOD DECKING AT CRUSHED STONE  
SCALE: 1" = 1'-0"



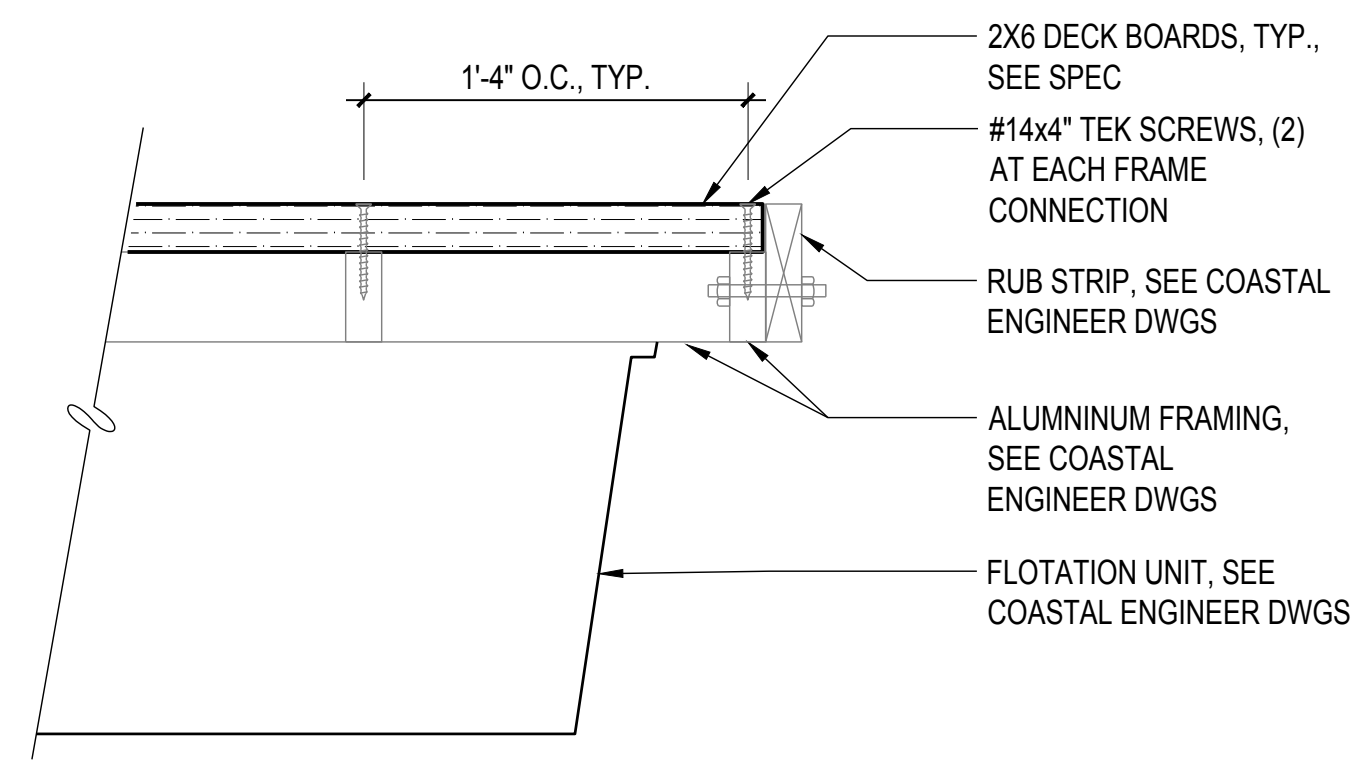
**6** DETL: P5-V1 WOOD DECKING AT P4 GRATE 2  
SCALE: 1" = 1'-0"



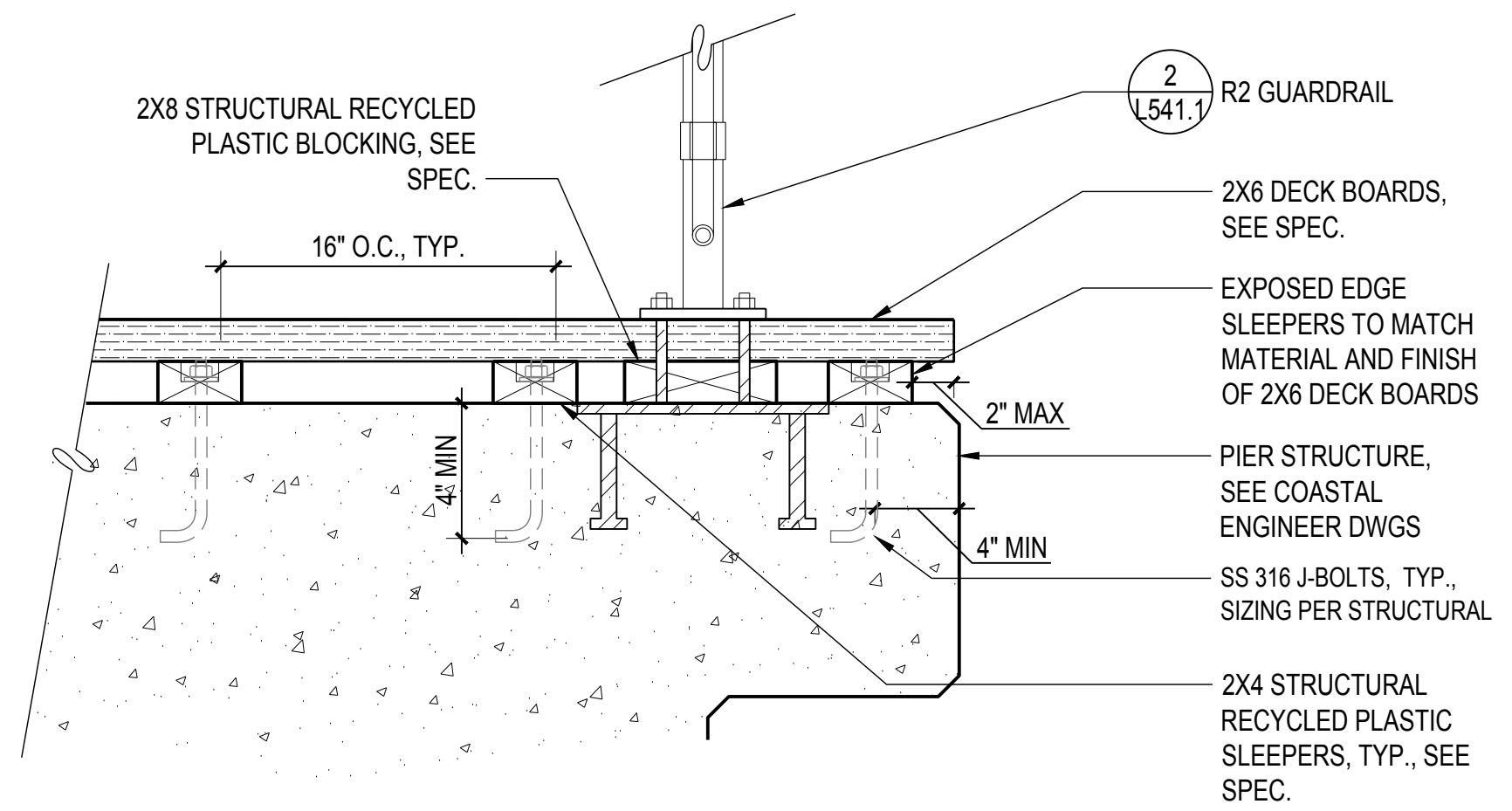
**5** DETL: P5-V1 WOOD DECKING AT RAISED EDGE  
SCALE: 1" = 1'-0"



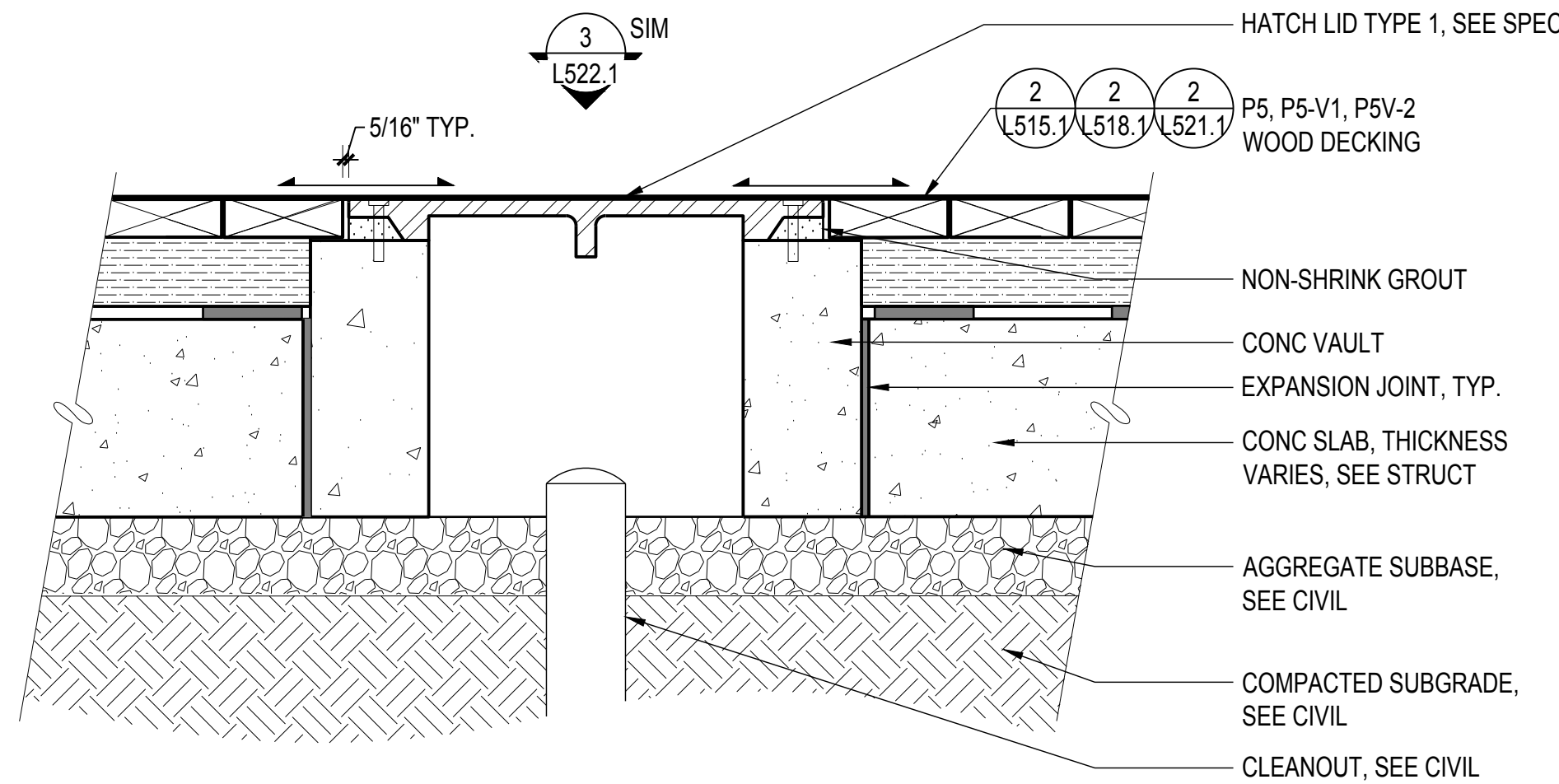
**4** DETL: P5-V1 WOOD PAVING AT WALL  
SCALE: 1" = 1'-0"



**9** DETL: P5-D WOOD DECKING ON FLOATING DOCK  
SCALE: 1 1/2" = 1'-0"



**8** DETL: P5-P WOOD DECKING ON PIER  
SCALE: 1 1/2" = 1'-0"



**7** DETL: UTILITY HATCH AT P5, P5-V1, P5-V2  
SCALE: 1 1/2" = 1'-0"

7/1/2021 ANS (full sheet) D (22.00 x 34.00 inches)

# 900 INNES PARK DEVELOPMENT

CITY AND COUNTY OF SAN FRANCISCO  
RECREATION AND PARKS DEPARTMENT  
49 SOUTH VAN NESS AVENUE, SUITE 1220  
SAN FRANCISCO, CA 94103  
PH. 415-831-2700



THE TRUST FOR PUBLIC LAND  
101 MONTGOMERY STREET  
SUITE 900  
SAN FRANCISCO, CA 94104  
PH. 415-495-4014



PRIME CONSULTANT / LANDSCAPE ARCHITECT  
GUSTAFSON GUTHRIE NICHOL  
PH. 206-903-8802

CIVIL ENGINEER  
SHERWOOD DESIGN ENGINEERS  
PH. 415-348-9650

ARCHITECT  
JENSEN ARCHITECTS  
PH. 415-348-9650

ECOLOGICAL RESTORATION  
RANA CREEK  
PH. 831-659-3820

STRUCTURAL ENGINEER  
JON BRODY STRUCTURAL ENGINEERS  
PH. 415-296-9494

COASTAL ENGINEER  
MOFFATT AND NICHOL  
PH. 925-944-5411

LIGHTING  
NITEO CALIFORNIA  
PH. 415-666-2232

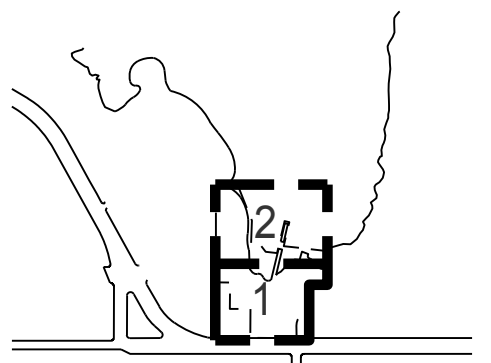
MEP & IT  
INTERFACE ENGINEERING  
PH. 415-489-7240

GEOTECHNICAL ENGINEER  
AGS, INC  
PH. 415-957-9240

SECURITY CONSULTANT  
ZBETA CONSULTING  
PH. 415-259-0422

FOR OFFICIAL USE

KEY PLAN



REVISIONS:

NO.	DATE	DESCRIPTION

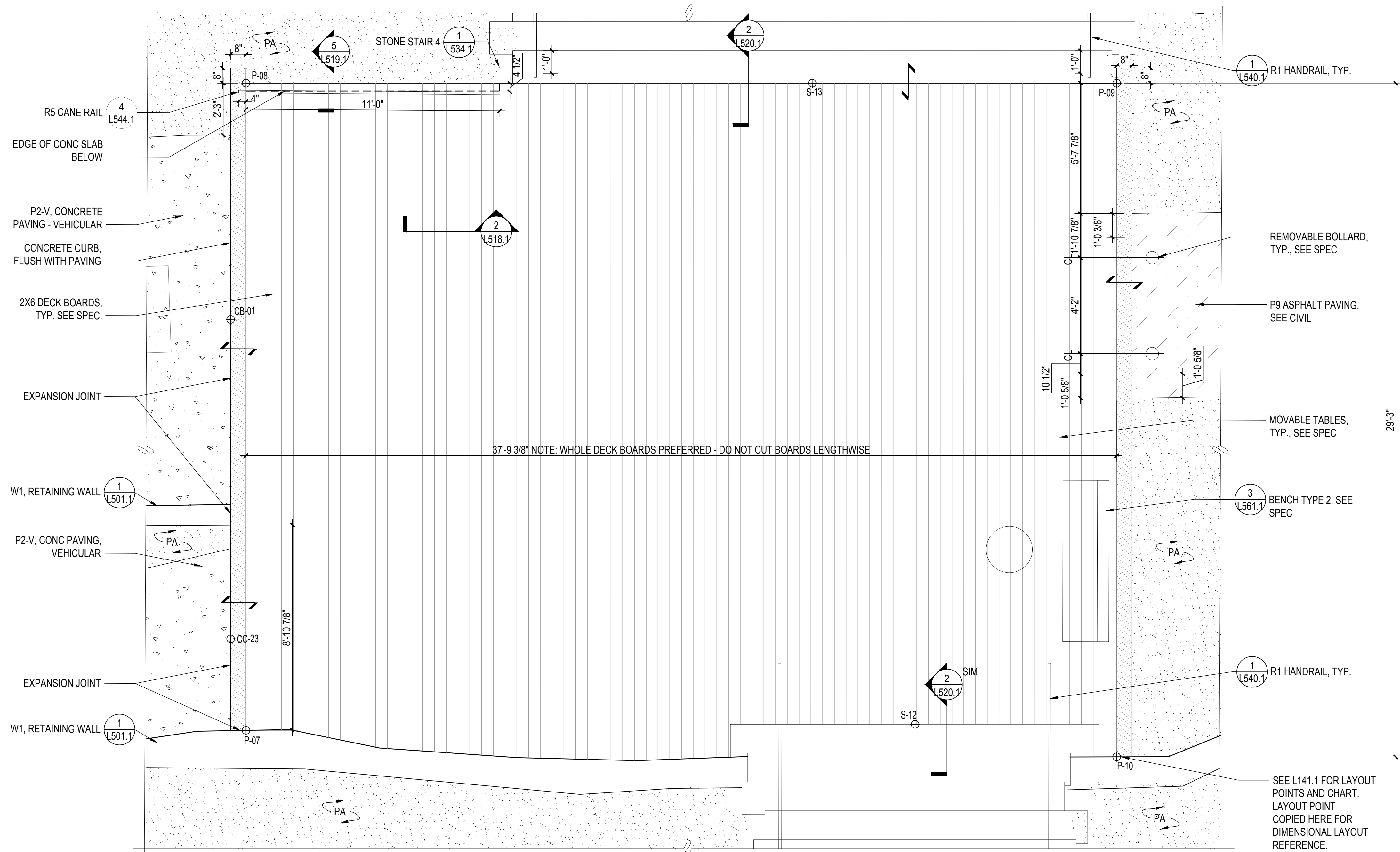
ISSUANCE

BID SET

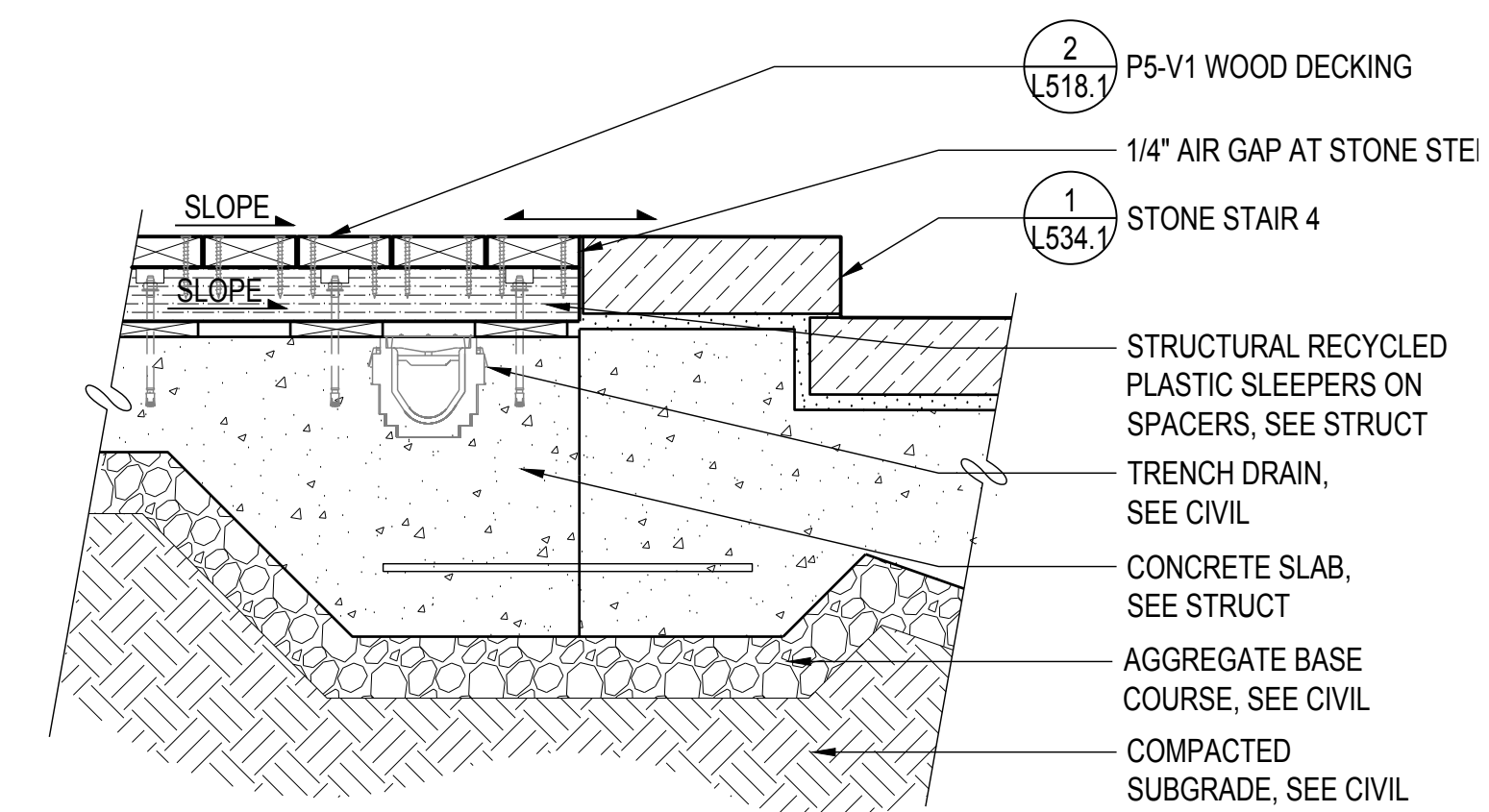
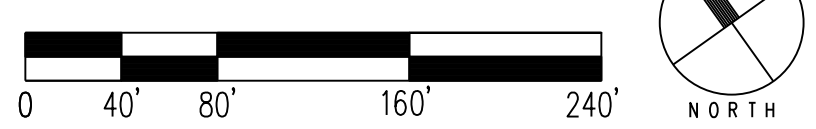
DRAWN BY	CHECKED BY
DATE	GGN PROJECT #
7/01/2021	1608

PAVING DETAILS

L520.1



**1** PLAN: P5-V1 VEHICULAR RATED WOOD DECKING AT BAY TRAIL - SOUTH  
SCALE: 3/8" = 1'-0"



**2** DETL: P5-V1 VEHICULAR RATED WOOD DECKING AT STONE STAIR 4  
SCALE: 1" = 1'-0"

7/1/2021 ANS (full sheet) 0.22(0.0 x 34.00 inches)

**900 INNES  
PARK DEVELOPMENT**

CITY AND COUNTY OF SAN FRANCISCO  
RECREATION AND PARKS DEPARTMENT  
49 SOUTH VAN NESS AVENUE, SUITE 1220  
SAN FRANCISCO, CA 94103  
PH. 415-831-2700

THE TRUST FOR PUBLIC LAND  
101 MONTGOMERY STREET  
SUITE 900  
SAN FRANCISCO, CA 94104  
PH. 415-495-4014

PRIME CONSULTANT / LANDSCAPE ARCHITECT  
GUSTAFSON GUTHRIE NICHOL  
PH. 206-903-8802

CIVIL ENGINEER  
SHERWOOD DESIGN ENGINEERS  
PH. 415-348-9650

ARCHITECT  
JENSEN ARCHITECTS  
PH. 415-348-9650

ECOLOGICAL RESTORATION  
RANA CREEK  
PH. 831-659-3820

STRUCTURAL ENGINEER  
JON BRODY STRUCTURAL ENGINEERS  
PH. 415-296-9494

COASTAL ENGINEER  
MOFFATT AND NICHOL  
PH. 925-944-5411

LIGHTING  
NITEO CALIFORNIA  
PH. 415-666-2232

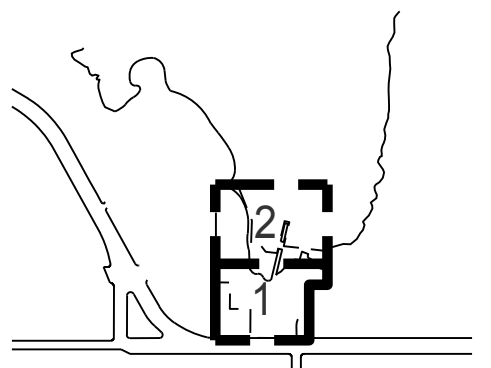
MEP & IT  
INTERFACE ENGINEERING  
PH. 415-489-7240

GEOTECHNICAL ENGINEER  
AGS, INC  
PH. 415-957-9240

SECURITY CONSULTANT  
ZBETA CONSULTING  
PH. 415-259-0422

FOR OFFICIAL USE

KEY PLAN



**REVISIONS:**

NO.	DATE	DESCRIPTION

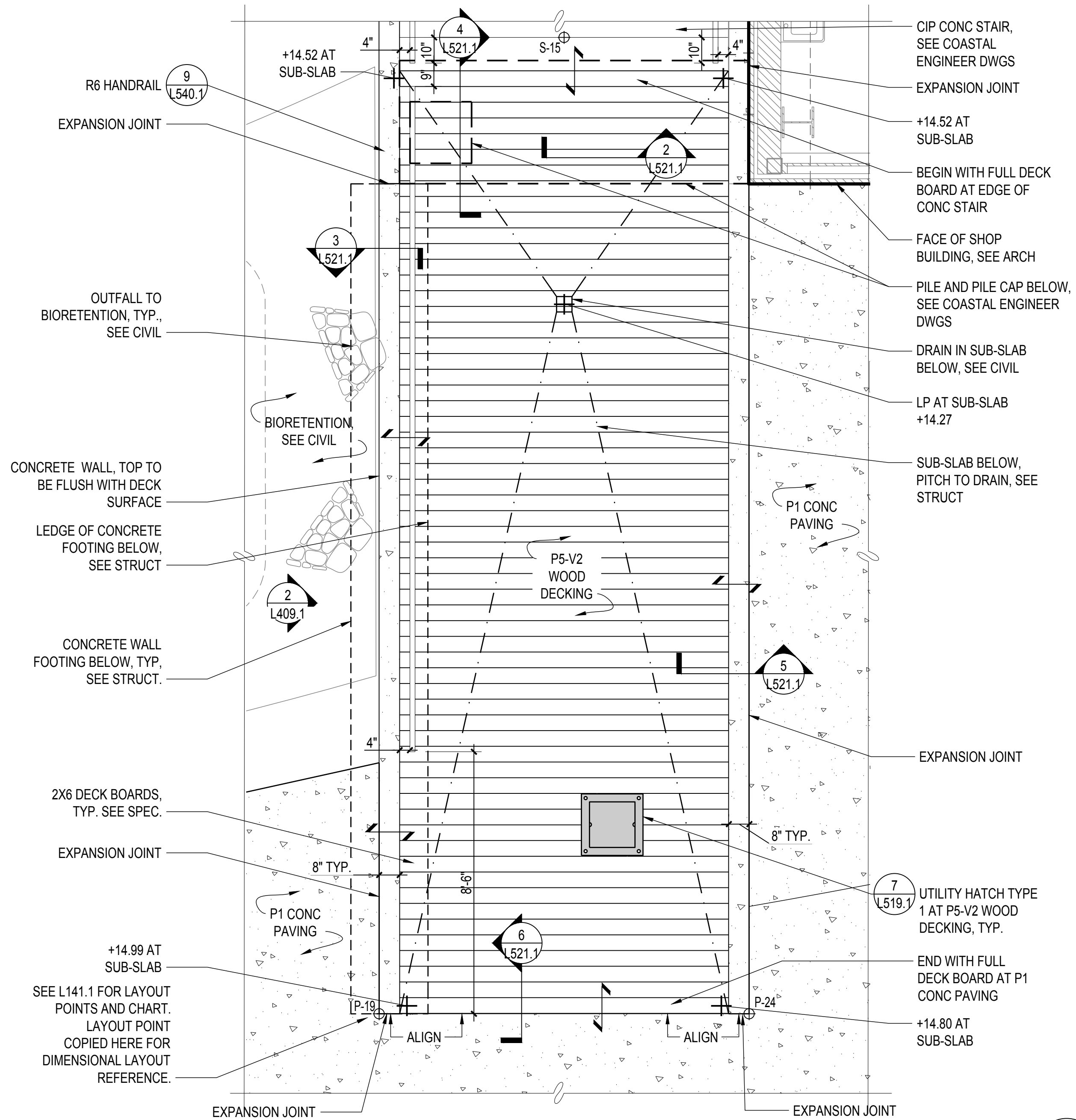
ISSUANCE

**BID SET**

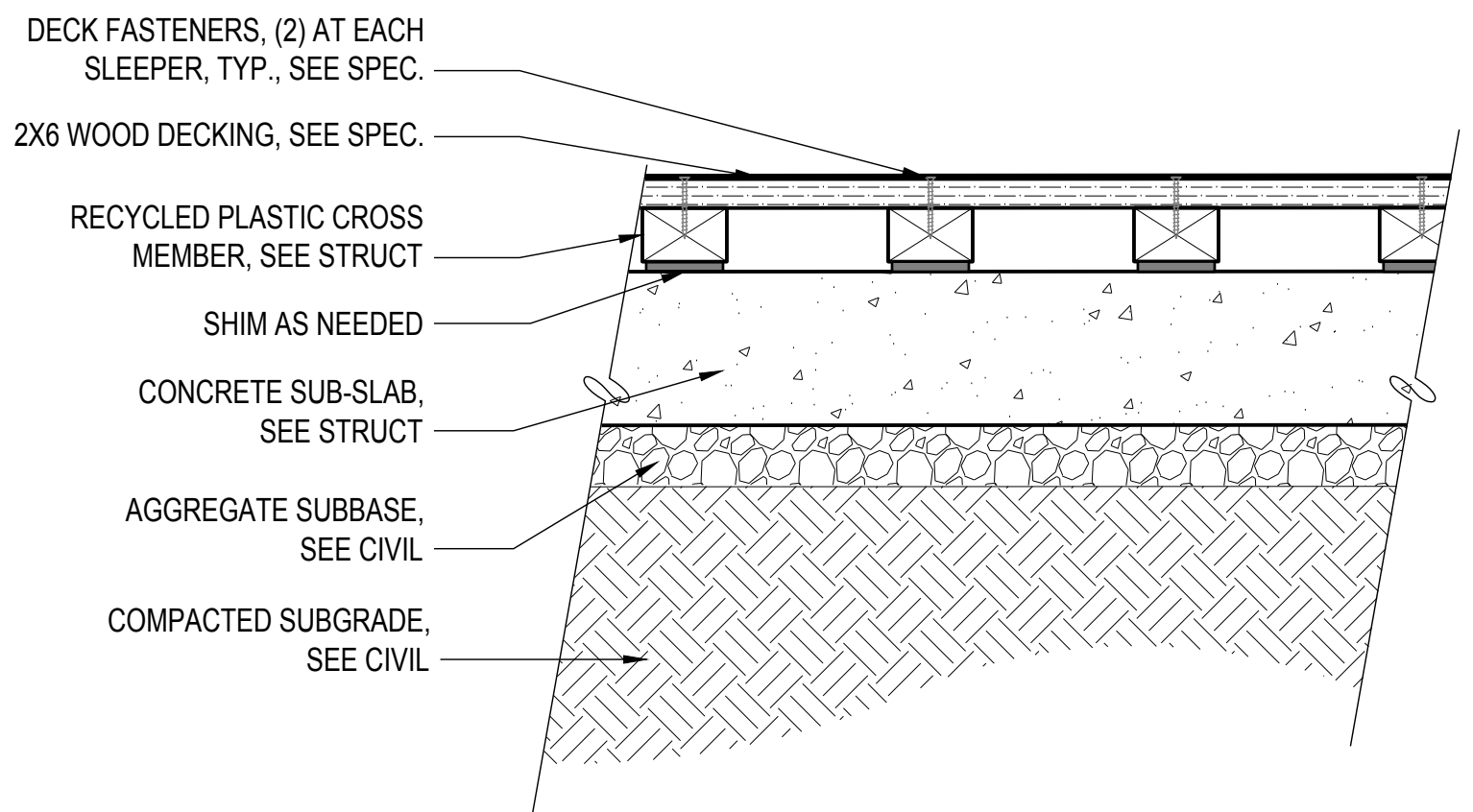
DRAWN BY HV	CHECKED BY XX
DATE 7/01/2021	GGN PROJECT # 1608

**PAVING DETAILS**

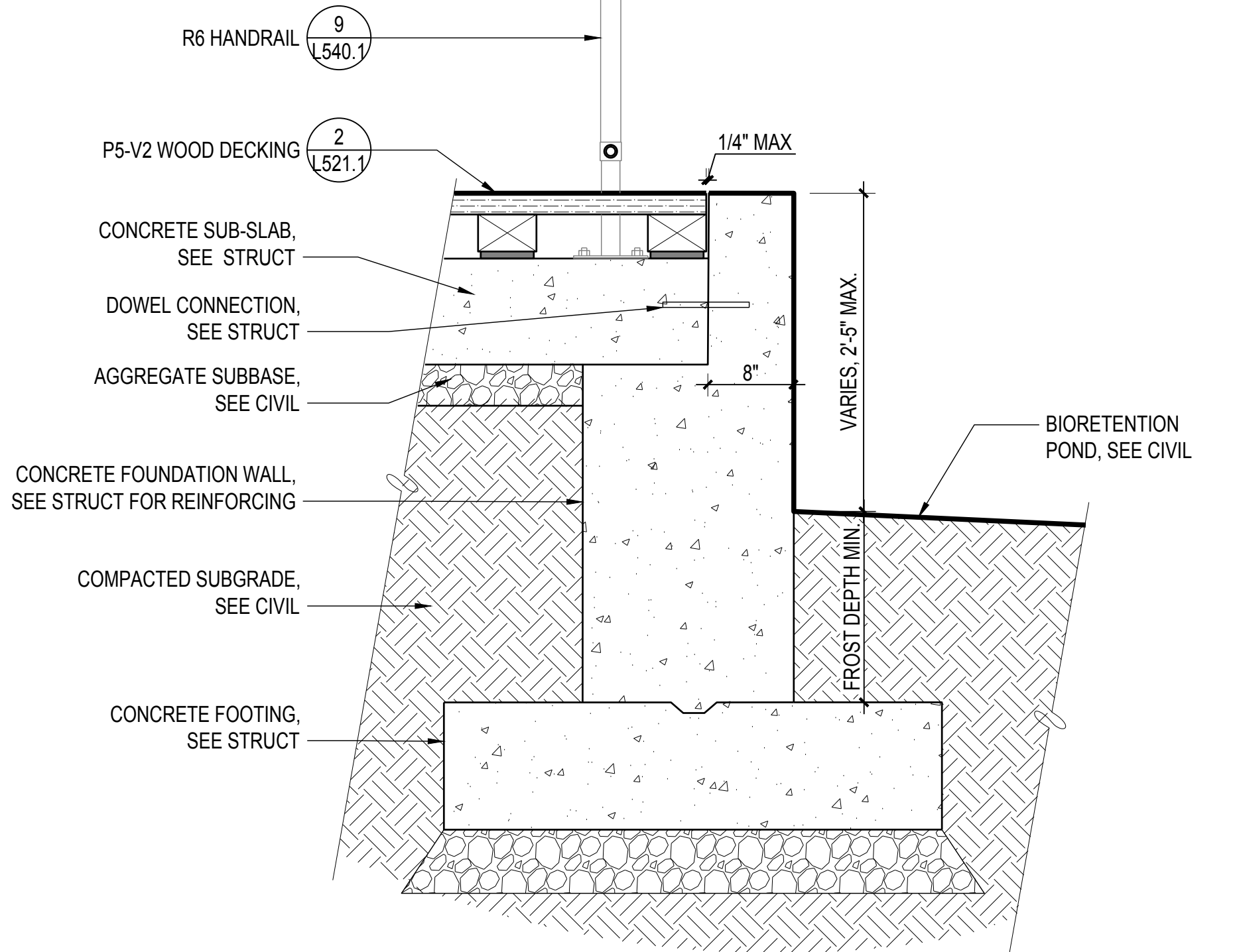
**L521.1**



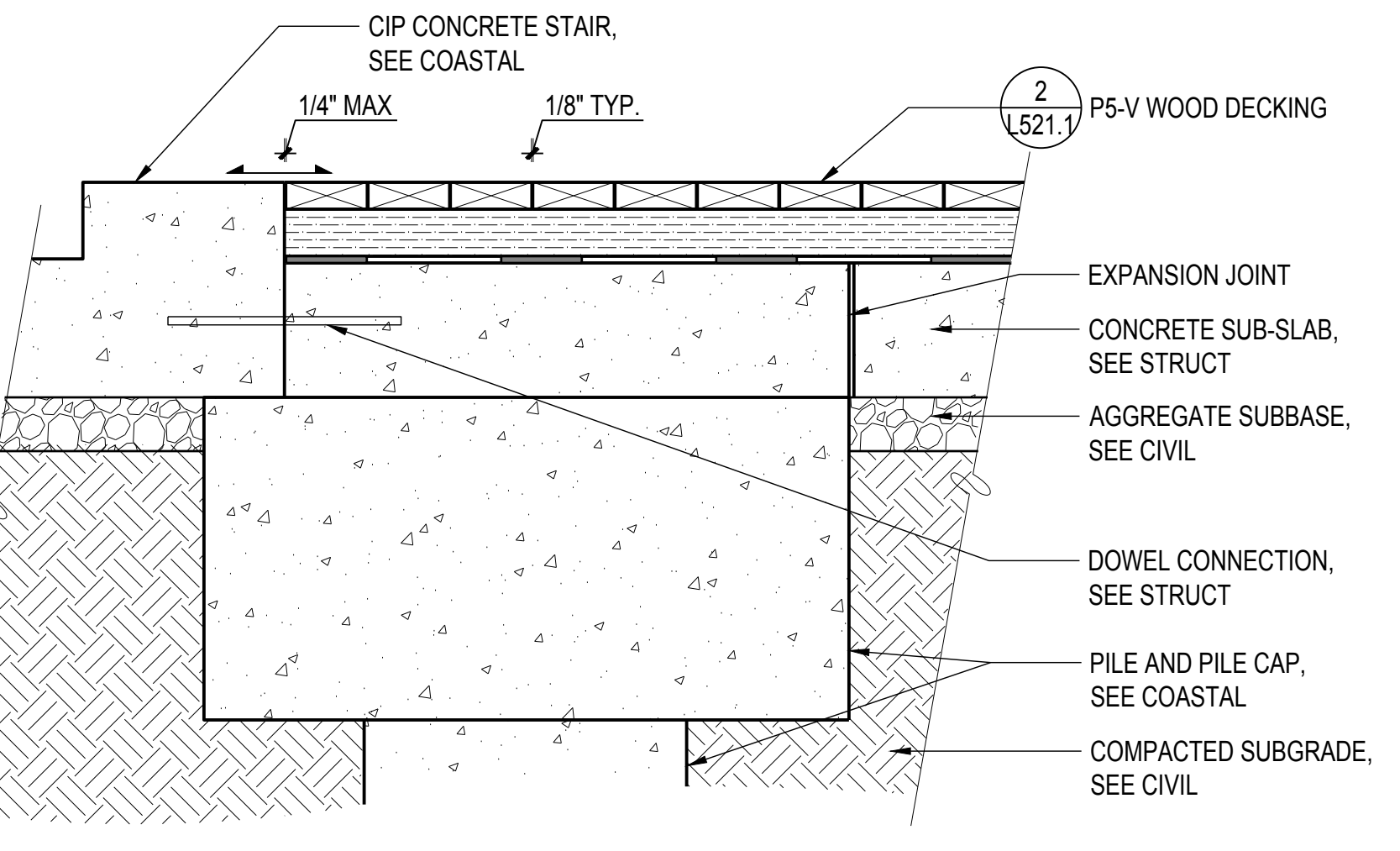
**1 PLAN: P5-V2, VEHICULAR RATED WOOD DECKING AT METAL STAIR**  
SCALE: 3/8" = 1'-0"  
0 1' 2' 4' 6' NORTH



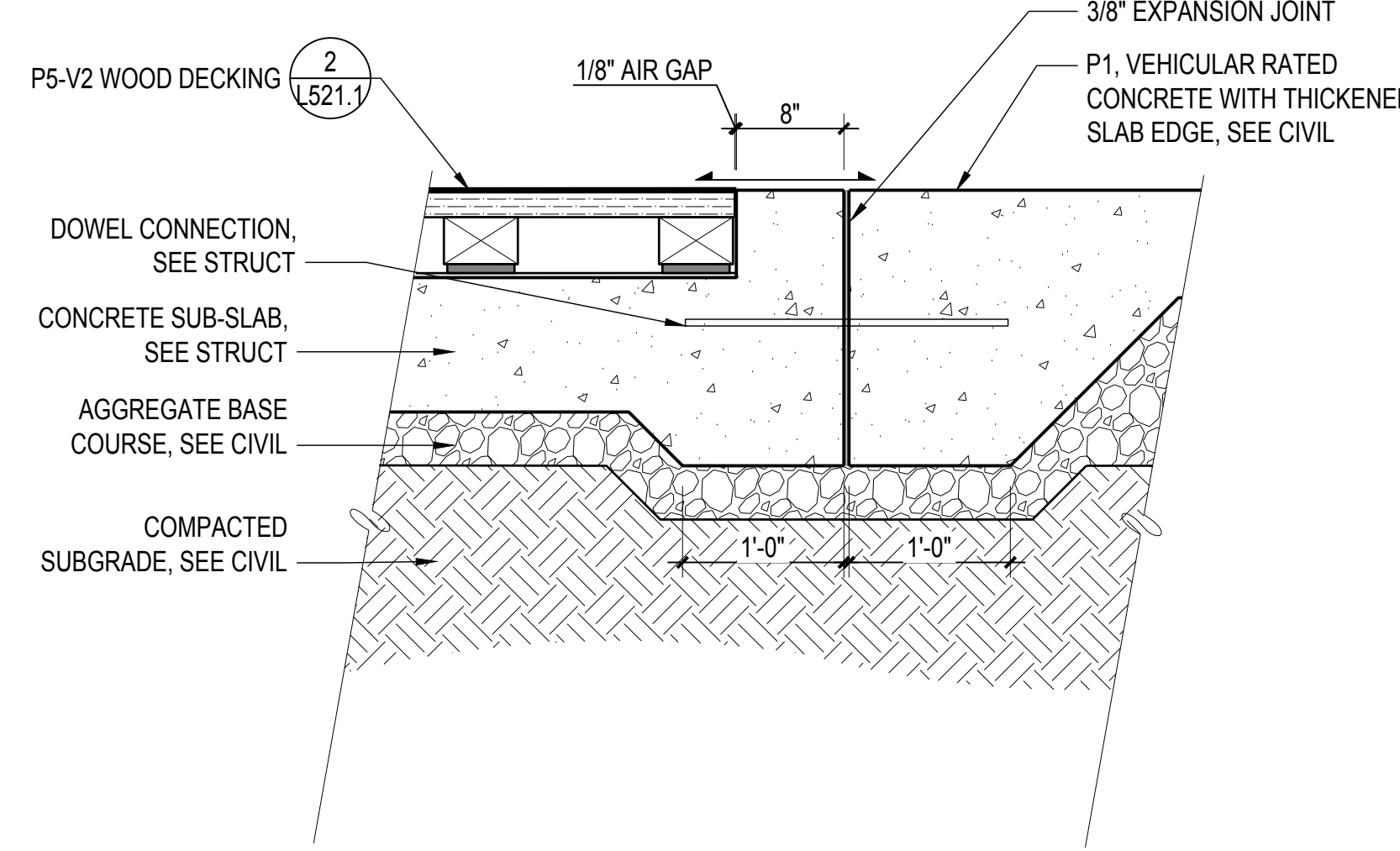
**2 DETL: P5-V2, WOOD DECKING AT SHOP BUILDING STAIR**  
SCALE: 1" = 1'-0"



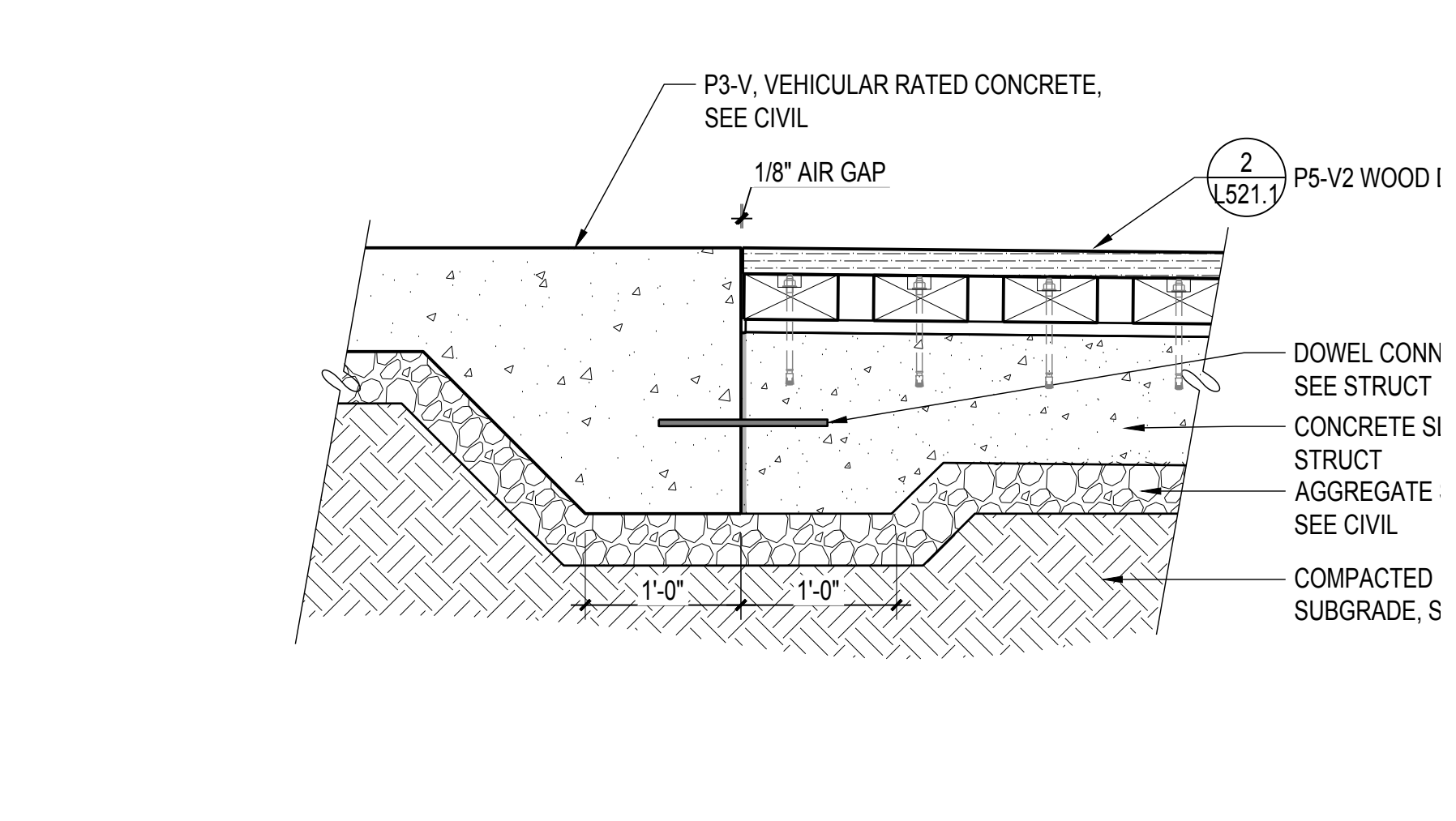
**3 DETL: P5-V2, WOOD DECK EDGE AT BIORETENTION**  
SCALE: 1" = 1'-0"



**4 DETL: P5-V2, WOOD DECKING AT SHOP BUILDING STAIR**  
SCALE: 1" = 1'-0"



**5 DETL: P5-V2, WOOD DECKING AT P1 CONC PAVING**  
SCALE: 1" = 1'-0"



**6 DETL: P5-V2, WOOD DECKING AT P1 CONC PAVING**  
SCALE: 1" = 1'-0"

# 900 INNES PARK DEVELOPMENT

CITY AND COUNTY OF SAN FRANCISCO  
RECREATION AND PARKS DEPARTMENT  
49 SOUTH VAN NESS AVENUE, SUITE 1220  
SAN FRANCISCO, CA 94103  
PH. 415-831-2700

THE TRUST FOR PUBLIC LAND  
101 MONTGOMERY STREET  
SUITE 900  
SAN FRANCISCO, CA 94104  
PH. 415-495-4014

PRIME CONSULTANT / LANDSCAPE ARCHITECT  
GUSTAFSON GUTHRIE NICHOL  
PH. 206-903-6802

CIVIL ENGINEER  
SHERWOOD DESIGN ENGINEERS  
PH. 415-348-9650

ARCHITECT  
JENSEN ARCHITECTS  
PH. 415-348-9650

ECOLOGICAL RESTORATION  
RANA CREEK  
PH. 831-659-3820

STRUCTURAL ENGINEER  
JON BRODY STRUCTURAL ENGINEERS  
PH. 415-296-9494

COASTAL ENGINEER  
MOFFATT AND NICHOL  
PH. 925-944-5411

LIGHTING  
NITEO CALIFORNIA  
PH. 415-666-2232

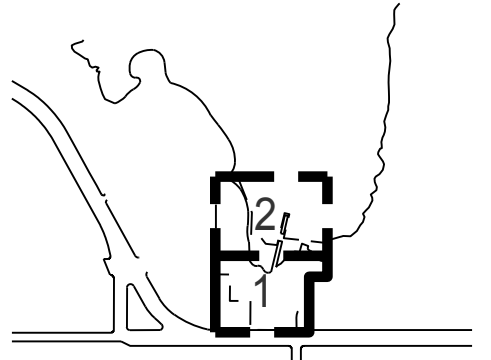
MEP & IT  
INTERFACE ENGINEERING  
PH. 415-489-7240

GEOTECHNICAL ENGINEER  
AGS, INC  
PH. 415-957-9240

SECURITY CONSULTANT  
ZBETA CONSULTING  
PH. 415-259-0422

FOR OFFICIAL USE

KEY PLAN



## REVISIONS:

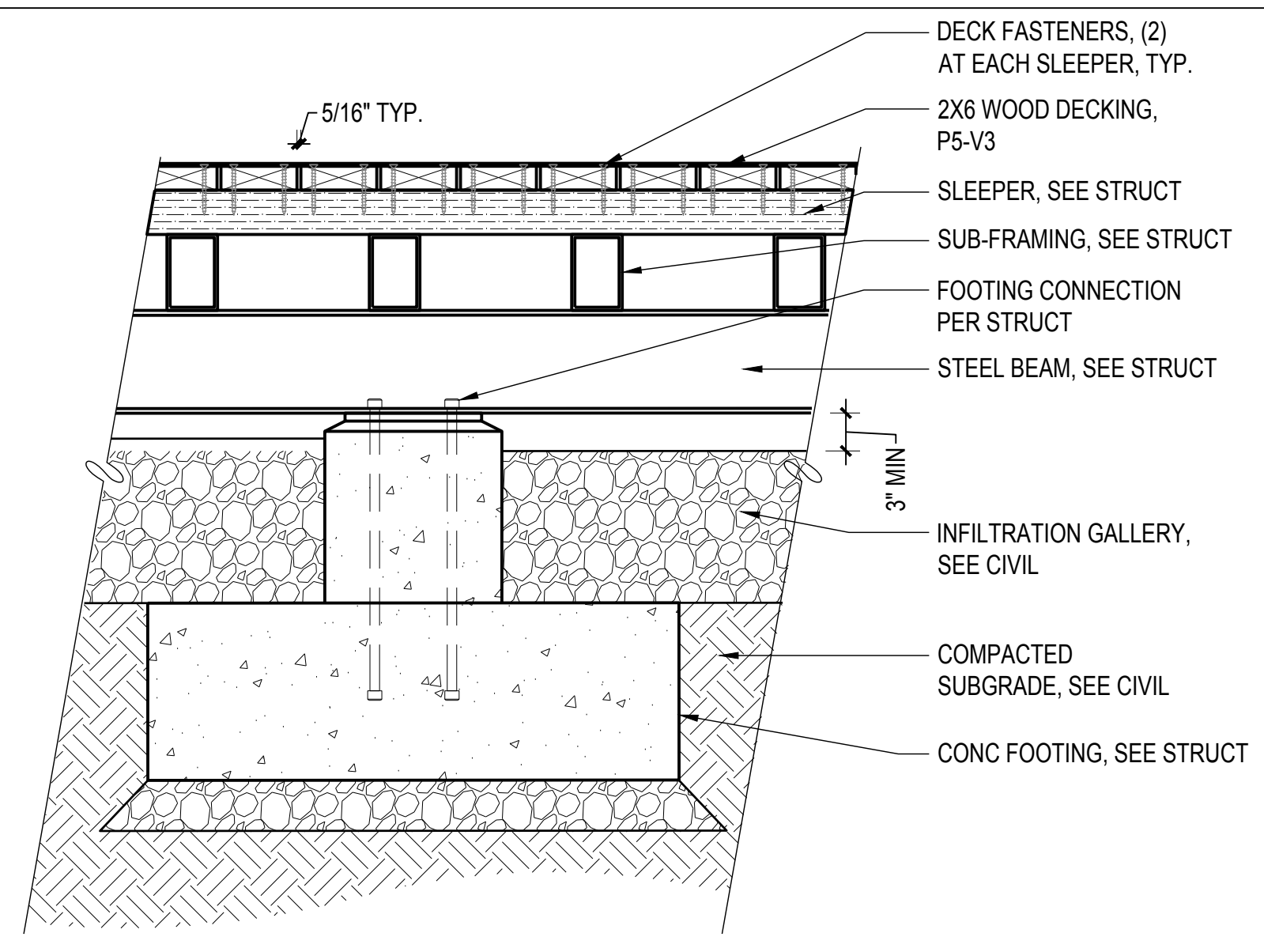
NO.	DATE	DESCRIPTION

## ISSUANCE

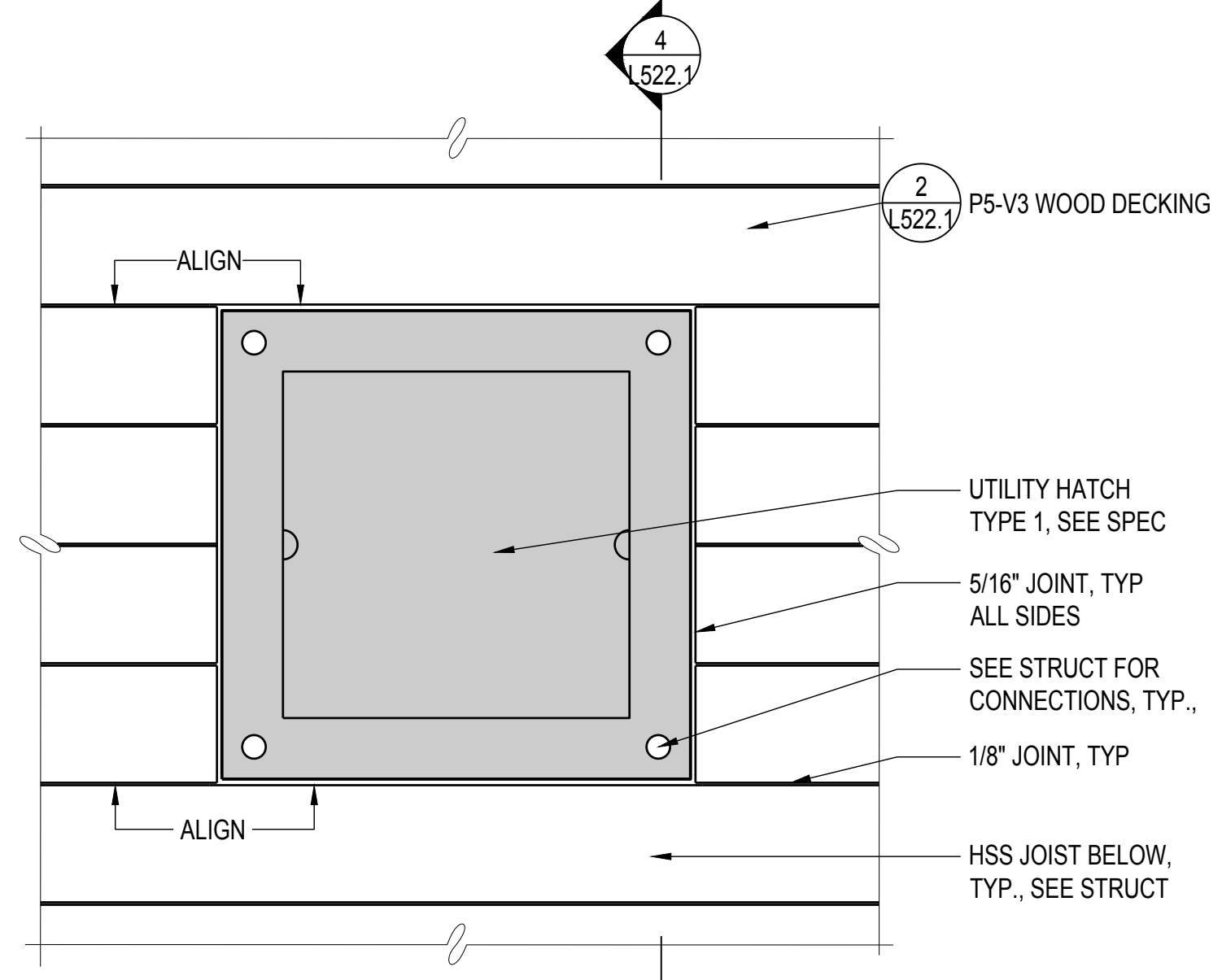
BID SET	
DRAWN BY HV	CHECKED BY
DATE 7/01/2021	GGN PROJECT # 1608

## PAVING DETAILS

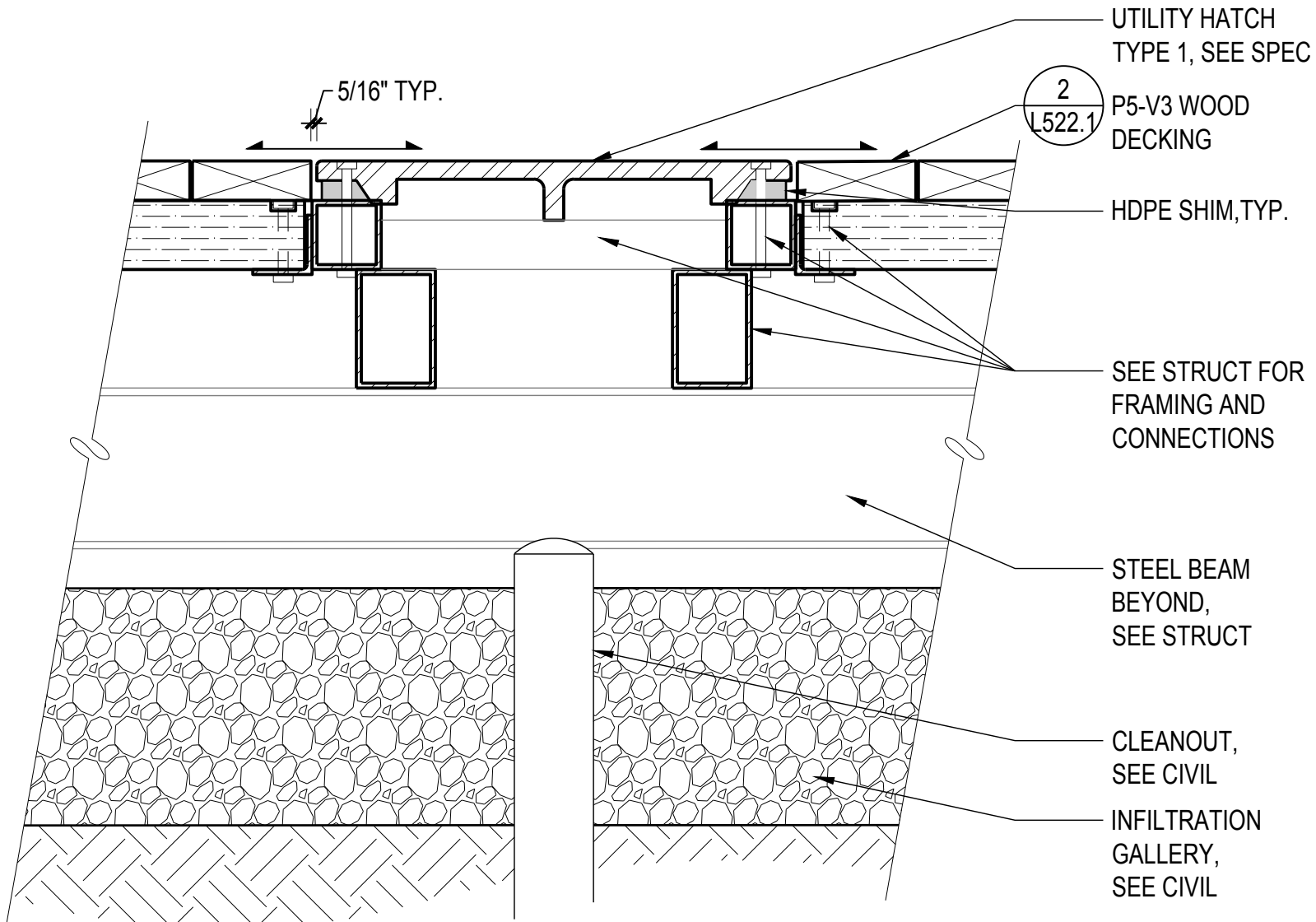
# L522.1



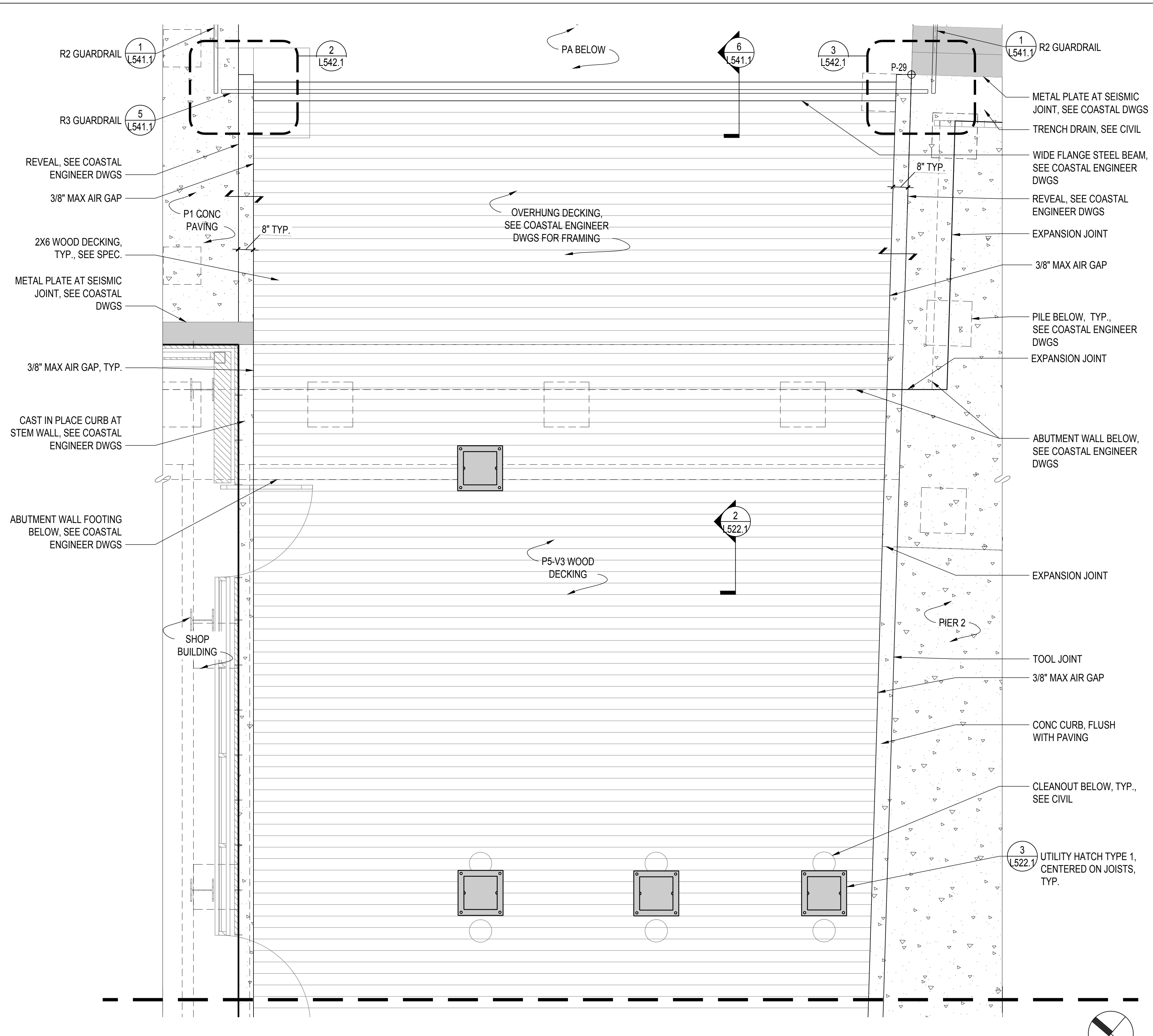
**2 DETL: P5-V3 WOOD DECKING AT INFILTRATION GALLERY**  
SCALE: 1" = 1'-0"



**3 DETL PLAN: UTILITY HATCH TYPE 1 AT P5-V3**  
SCALE: 1 1/2" = 1'-0"



**4 DETL: UTILITY HATCH TYPE 1 AT P5-V3**  
SCALE: 1 1/2" = 1'-0"



**1 PLAN: P5-V3 VEHICULAR RATED WOOD DECKING AT INFILTRATION GALLERY**  
SCALE: 0.0312

7/1/2021 ANS (full sheet) 0 (22.00 x 34.00 inches)

# 900 INNES PARK DEVELOPMENT

CITY AND COUNTY OF SAN FRANCISCO  
RECREATION AND PARKS DEPARTMENT  
49 SOUTH VAN NESS AVENUE, SUITE 1220  
SAN FRANCISCO, CA 94103  
PH. 415-831-2700



THE TRUST FOR PUBLIC LAND  
101 MONTGOMERY STREET  
SUITE 900  
SAN FRANCISCO, CA 94104  
PH. 415-495-4014



PRIME CONSULTANT / LANDSCAPE ARCHITECT  
GUSTAFSON GUTHRIE NICHOL  
PH. 206-903-6802

CIVIL ENGINEER  
SHERWOOD DESIGN ENGINEERS  
PH. 415-348-9650

ARCHITECT  
JENSEN ARCHITECTS  
PH. 415-348-9650  
ECOLOGICAL RESTORATION  
RANA CREEK  
PH. 831-659-3820

STRUCTURAL ENGINEER  
JON BRODY STRUCTURAL ENGINEERS  
PH. 415-296-9494

COASTAL ENGINEER  
MOFFATT AND NICHOL  
PH. 925-944-5411

LIGHTING  
NITEO CALIFORNIA  
PH. 415-666-2232

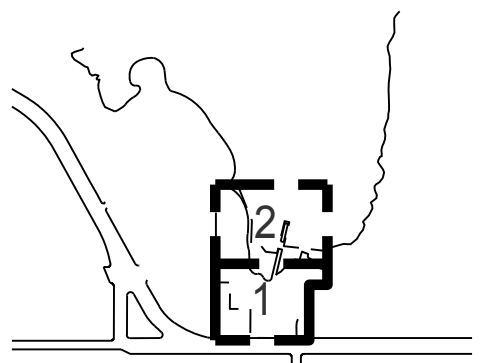
MEP & IT  
INTERFACE ENGINEERING  
PH. 415-489-7240

GEOTECHNICAL ENGINEER  
AGS, INC  
PH. 415-957-9240

SECURITY CONSULTANT  
ZBETA CONSULTING  
PH. 415-259-0422

FOR OFFICIAL USE

KEY PLAN



REVISIONS:

NO.	DATE	DESCRIPTION

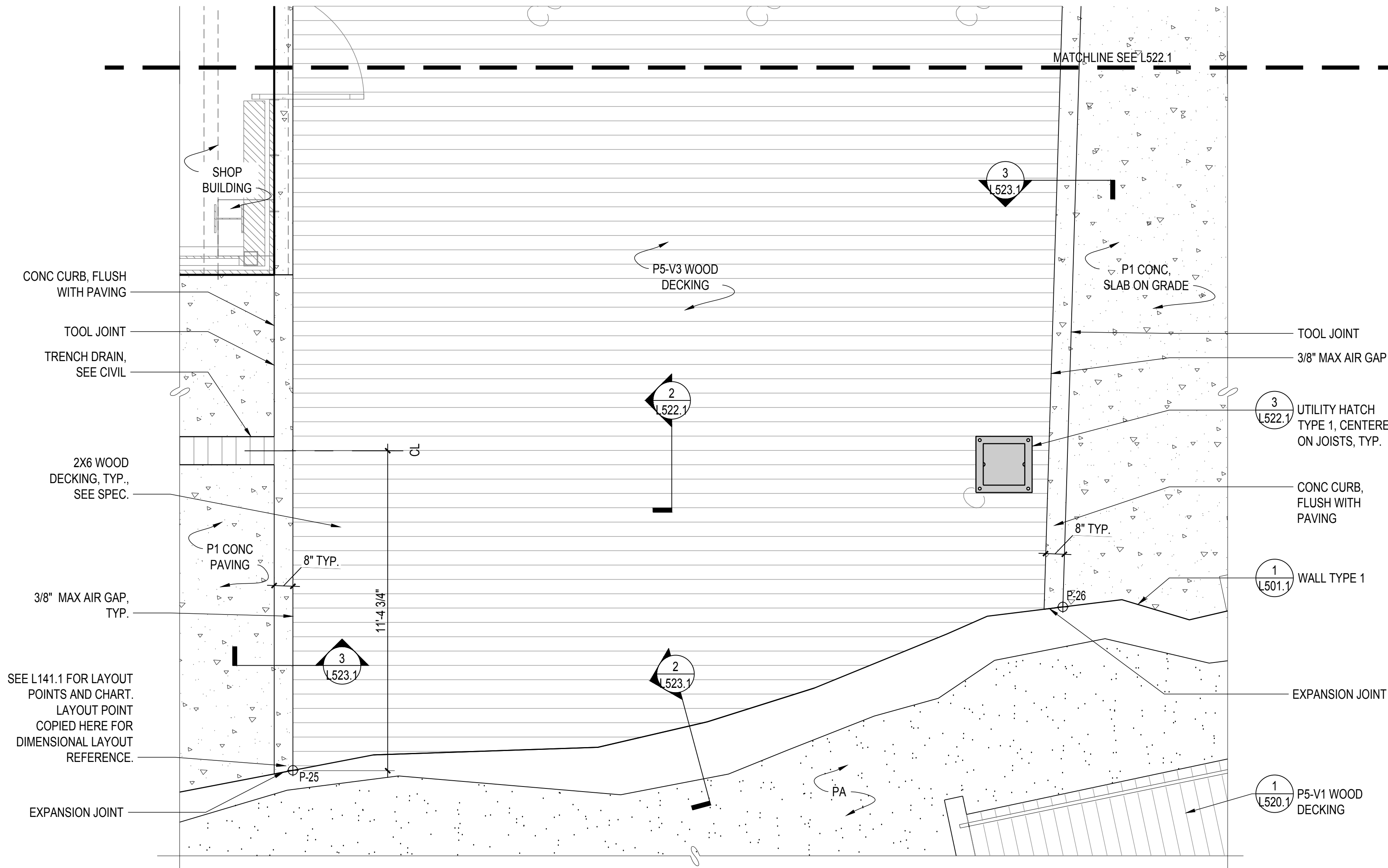
ISSUANCE

BID SET

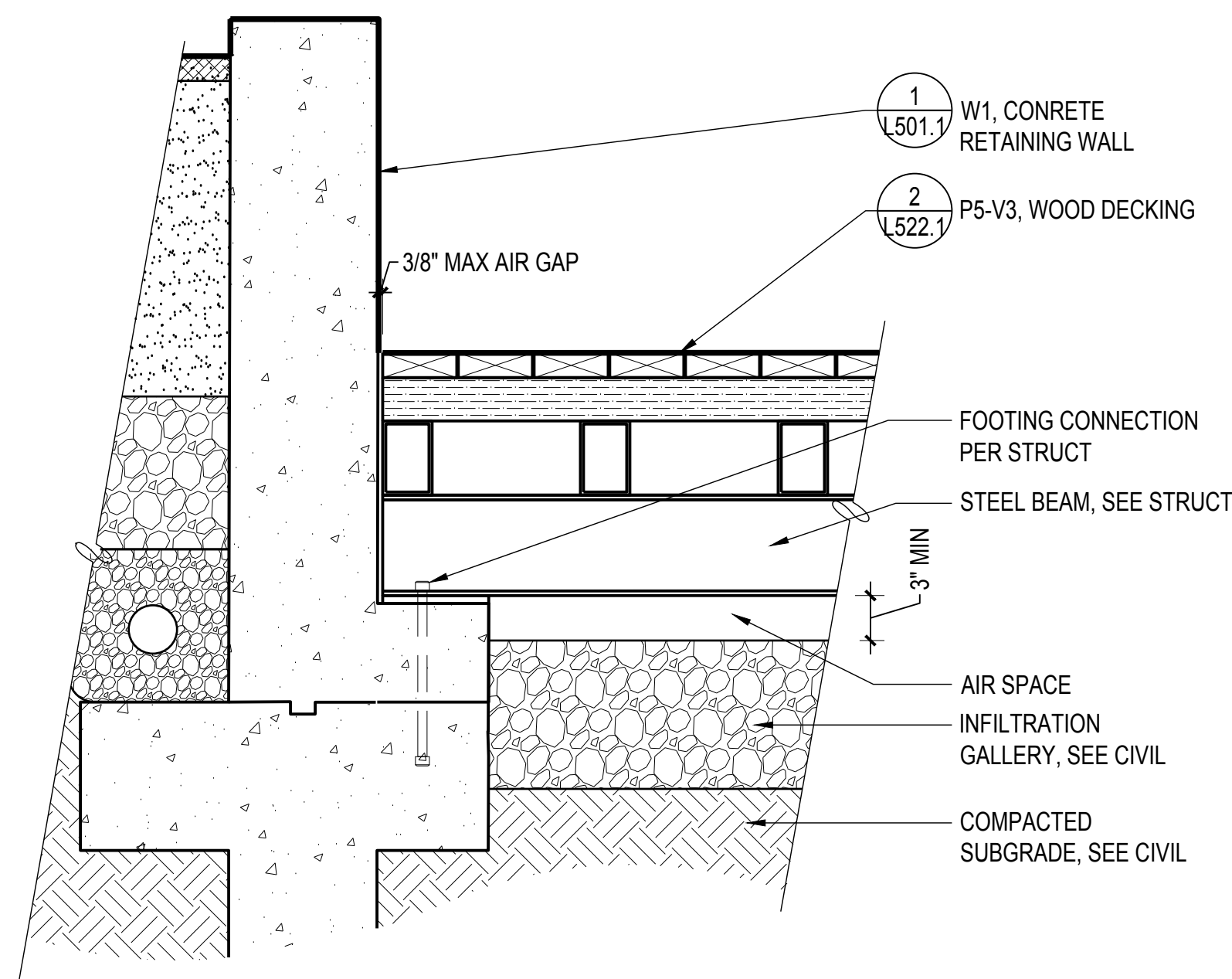
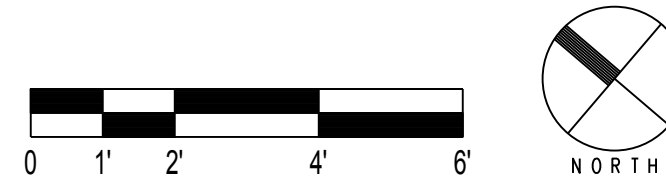
DRAWN BY	CHECKED BY
DATE	GGN PROJECT #
7/01/2021	1608

PAVING DETAILS

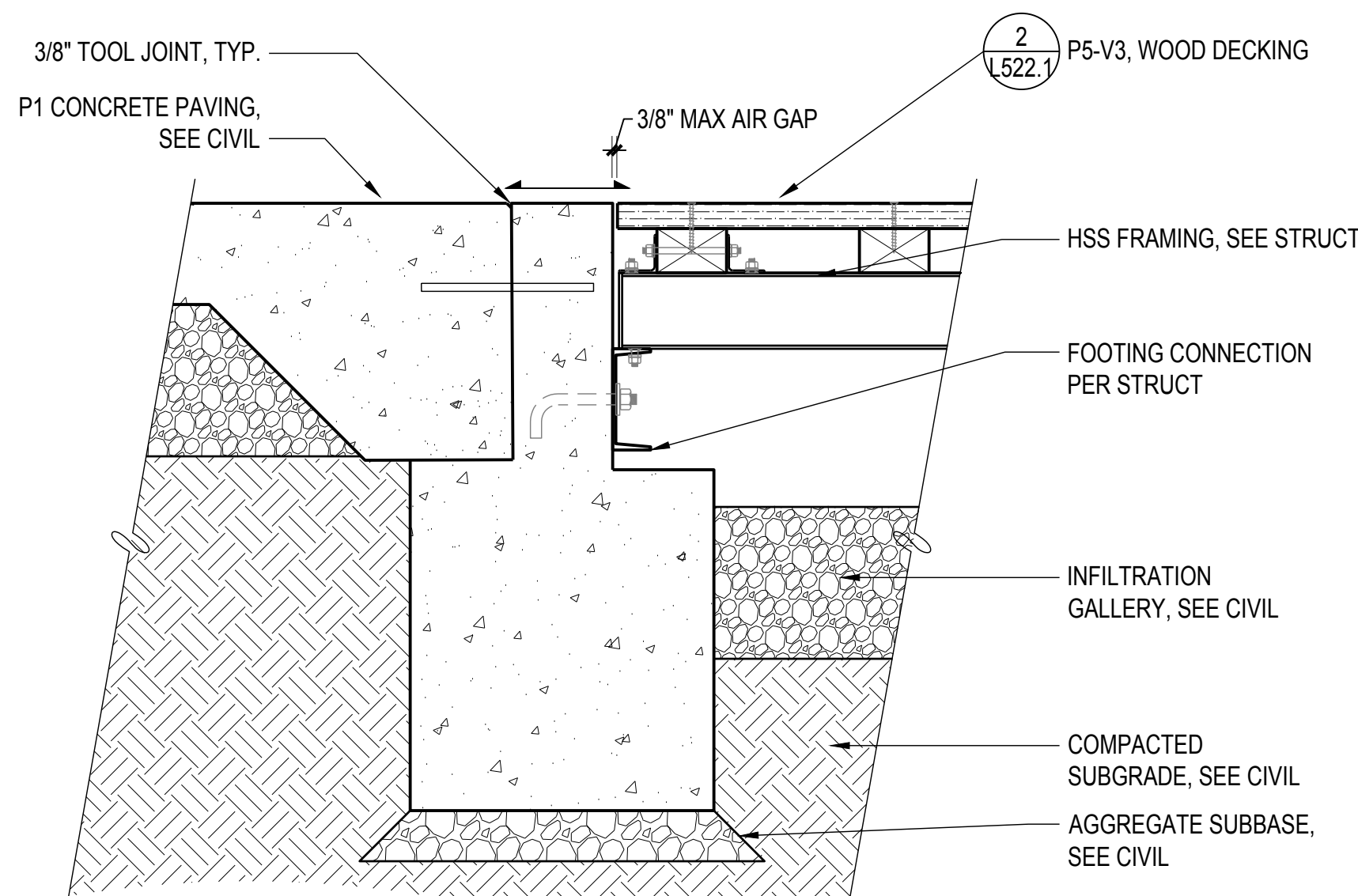
L523.1



1 PLAN: P5-V3 VEHICULAR RATED WOOD DECKING AT PIER  
SCALE: 3/8" = 1'-0"



2 DETL: P5-V3 - VEHICULAR RATED WOOD DECKING AT W1  
SCALE: 1" = 1'-0"



3 DETL: P5-V3, VEHICULAR RATED WOOD DECKING AT P1 PAVING  
SCALE: 1" = 1'-0"

**900 INNES  
PARK DEVELOPMENT**

CITY AND COUNTY OF SAN FRANCISCO  
RECREATION AND PARKS DEPARTMENT  
49 SOUTH VAN NESS AVENUE, SUITE 1220  
SAN FRANCISCO, CA 94103  
PH. 415-831-2700



THE TRUST FOR PUBLIC LAND  
101 MONTGOMERY STREET  
SUITE 900  
SAN FRANCISCO, CA 94104  
PH. 415-495-4014



PRIME CONSULTANT / LANDSCAPE ARCHITECT  
GUSTAFSON GUTHRIE NICHOL  
PH. 206-903-6802

CIVIL ENGINEER  
SHERWOOD DESIGN ENGINEERS  
PH. 415-348-9650

ARCHITECT  
JENSEN ARCHITECTS  
PH. 415-348-9650  
ECOLOGICAL RESTORATION  
RANA CREEK  
PH. 831-659-3820

STRUCTURAL ENGINEER  
JON BRODY STRUCTURAL ENGINEERS  
PH. 415-296-9494

COASTAL ENGINEER  
MOFFATT AND NICHOL  
PH. 925-944-5411

LIGHTING  
NITEO CALIFORNIA  
PH. 415-666-2232

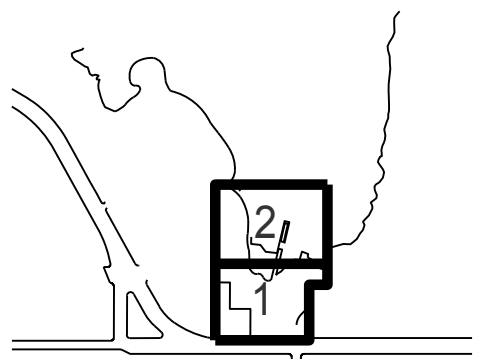
MEP & IT  
INTERFACE ENGINEERING  
PH. 415-489-7240

GEOTECHNICAL ENGINEER  
AGS, INC  
PH. 415-957-9240

SECURITY CONSULTANT  
ZBETA CONSULTING  
PH. 415-259-0422

FOR OFFICIAL USE

KEY PLAN



**REVISIONS:**

NO.	DATE	DESCRIPTION

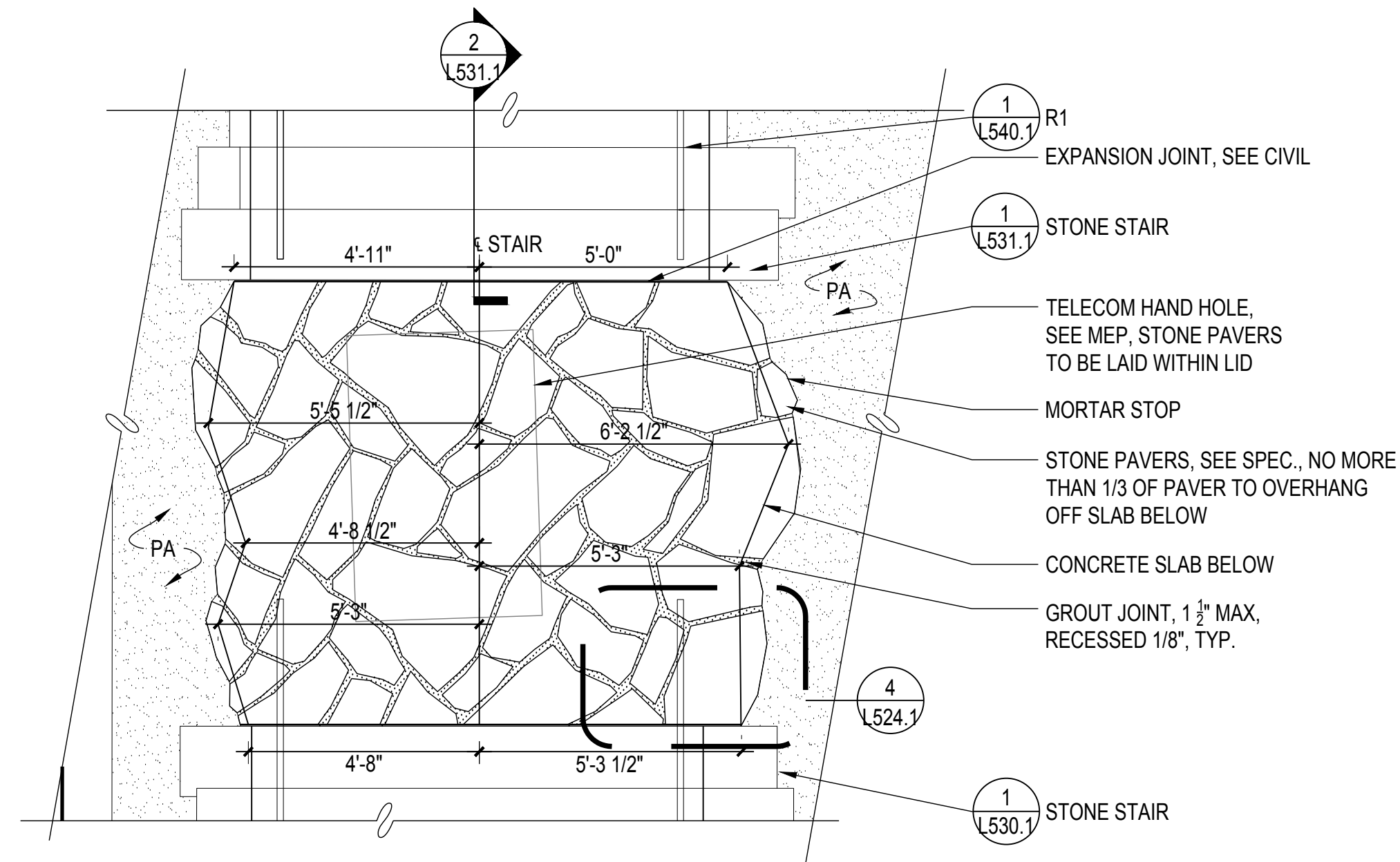
ISSUANCE

**BID SET**

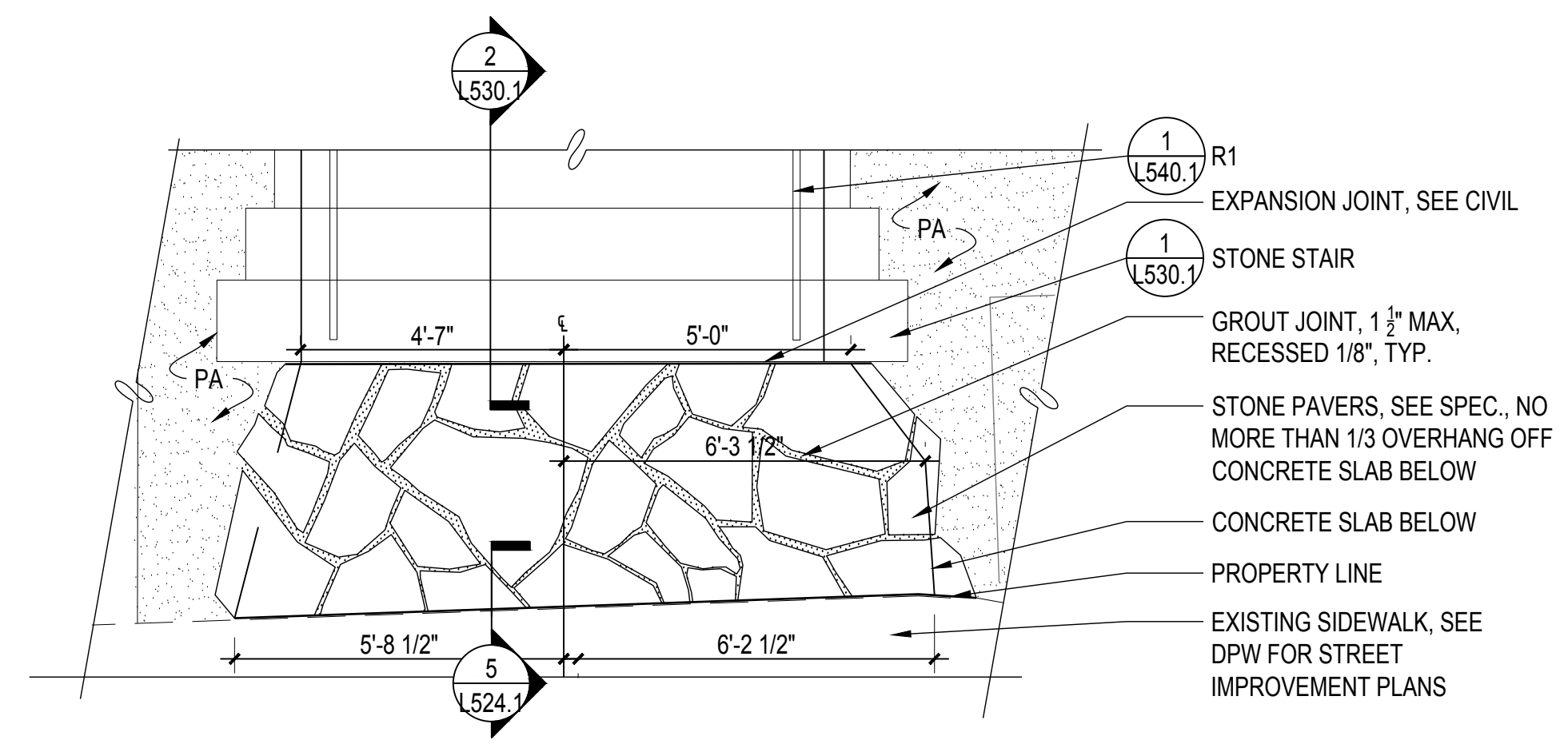
DRAWN BY	CHECKED BY
DATE	GGN PROJECT #
7/01/2021	1608

**PAVING DETAILS**

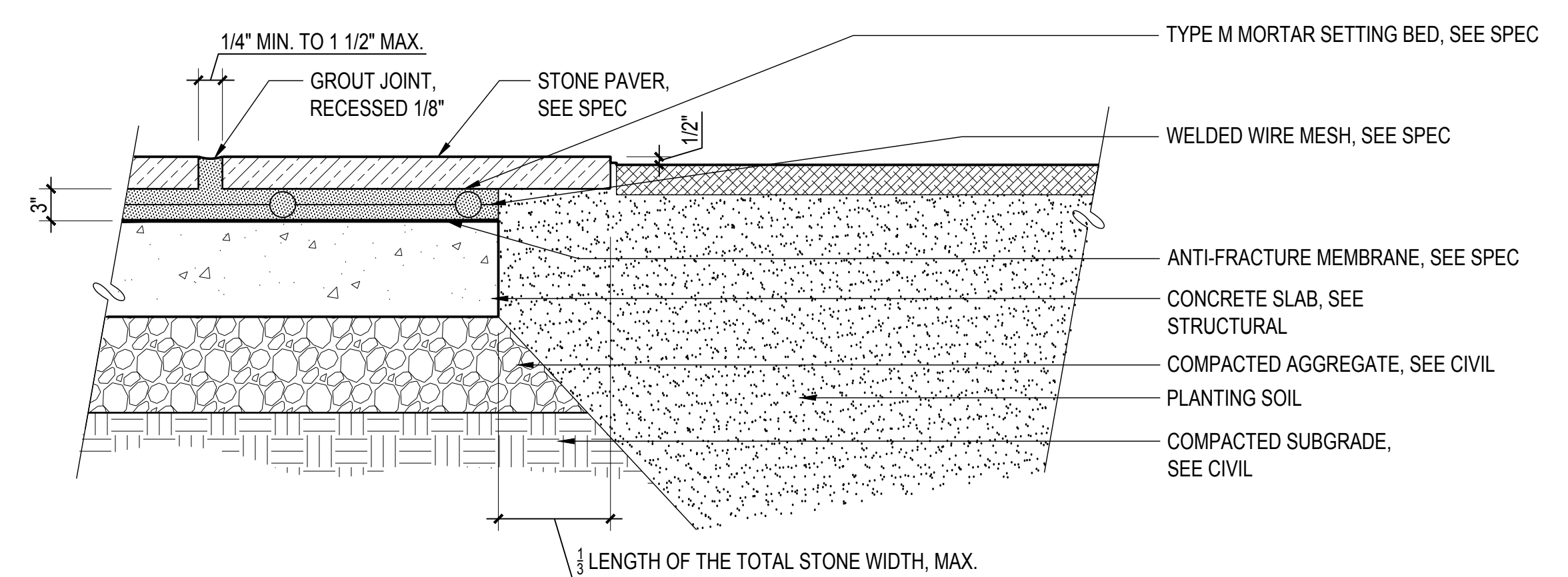
**L524.1**



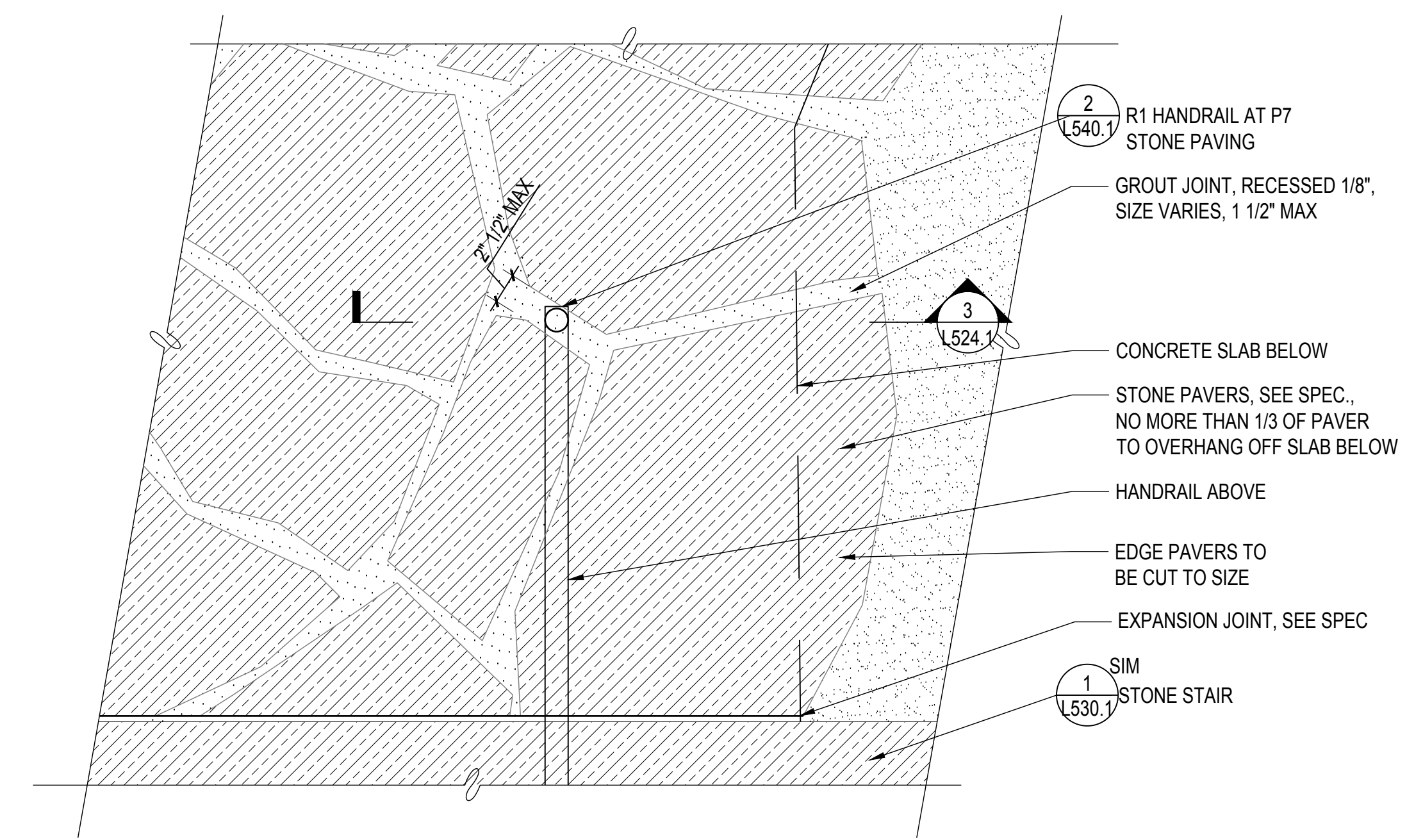
**1 PLAN: P7 STONE PAVING**  
SCALE: 3/8" = 1'-0"



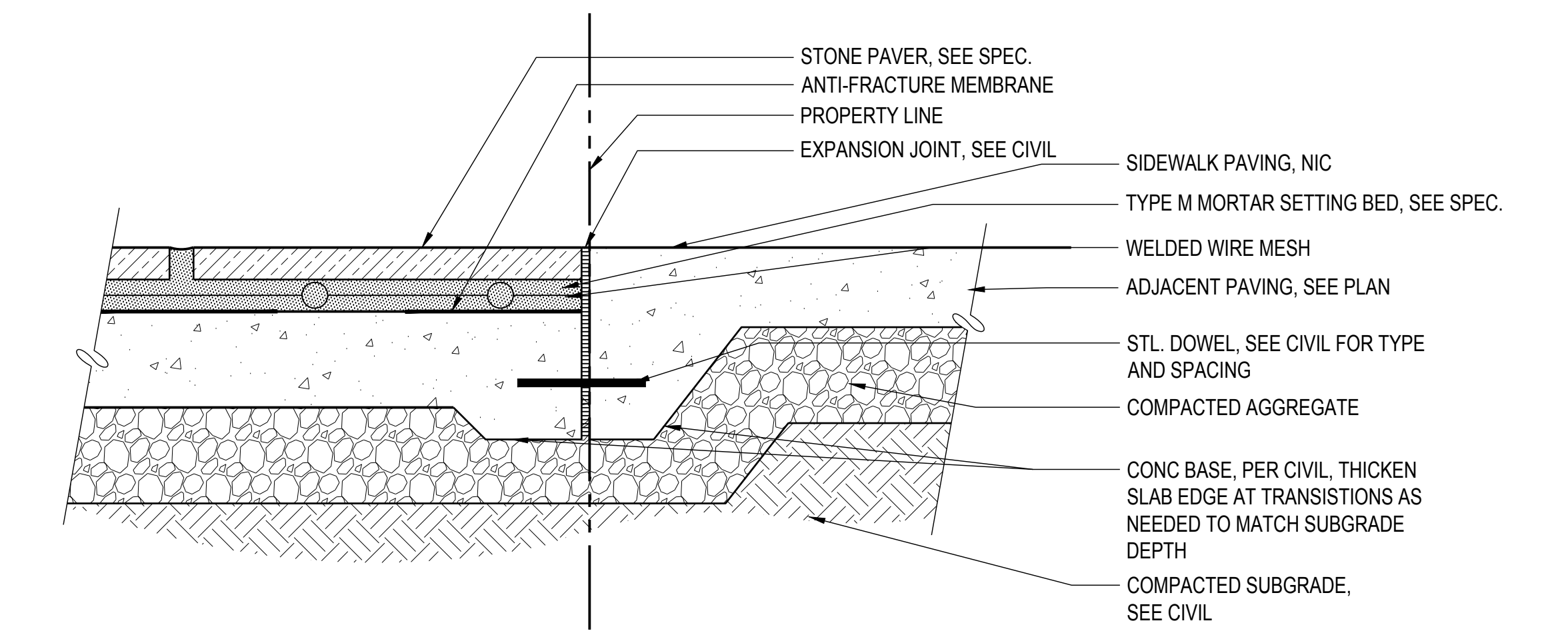
**2 PLAN: P7 STONE PAVING AT SIDEWALK**  
SCALE: 3/8" = 1'-0"



**3 DETL: P7 STONE PAVING**  
SCALE: 1 1/2" = 1'-0"



**4 ENLG: P7 STONE PAVING AT STAIR**  
SCALE: 1 1/2" = 1'-0"



**5 DETL: P7 STONE PAVING AT SIDEWALK**  
SCALE: 1 1/2" = 1'-0"

**900 INNES  
PARK DEVELOPMENT**

CITY AND COUNTY OF SAN FRANCISCO  
RECREATION AND PARKS DEPARTMENT  
49 SOUTH VAN NESS AVENUE, SUITE 1220  
SAN FRANCISCO, CA 94103  
PH. 415-831-2700



THE TRUST FOR PUBLIC LAND  
101 MONTGOMERY STREET  
SUITE 900  
SAN FRANCISCO, CA 94104  
PH. 415-495-4014



PRIME CONSULTANT / LANDSCAPE ARCHITECT  
GUSTAFSON GUTHRIE NICHOL  
PH. 206-903-6802

CIVIL ENGINEER  
SHERWOOD DESIGN ENGINEERS  
PH. 415-348-9650

ARCHITECT  
JENSEN ARCHITECTS  
PH. 415-348-9650

ECOLOGICAL RESTORATION  
RANA CREEK  
PH. 831-659-3820

STRUCTURAL ENGINEER  
JON BRODY STRUCTURAL ENGINEERS  
PH. 415-296-9494

COASTAL ENGINEER  
MOFFATT AND NICHOL  
PH. 925-944-5411

LIGHTING  
NITEO CALIFORNIA  
PH. 415-666-2232

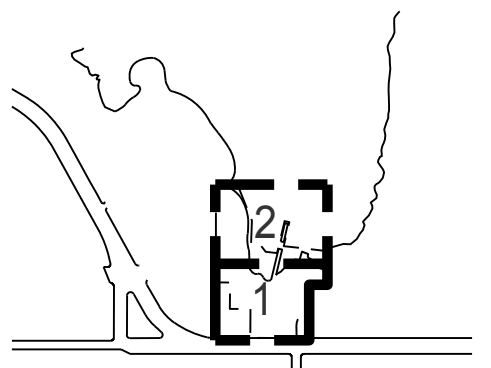
MEP & IT  
INTERFACE ENGINEERING  
PH. 415-489-7240

GEOTECHNICAL ENGINEER  
AGS, INC  
PH. 415-957-9240

SECURITY CONSULTANT  
ZBETA CONSULTING  
PH. 415-259-0422

FOR OFFICIAL USE

KEY PLAN



**REVISIONS:**

NO.	DATE	DESCRIPTION

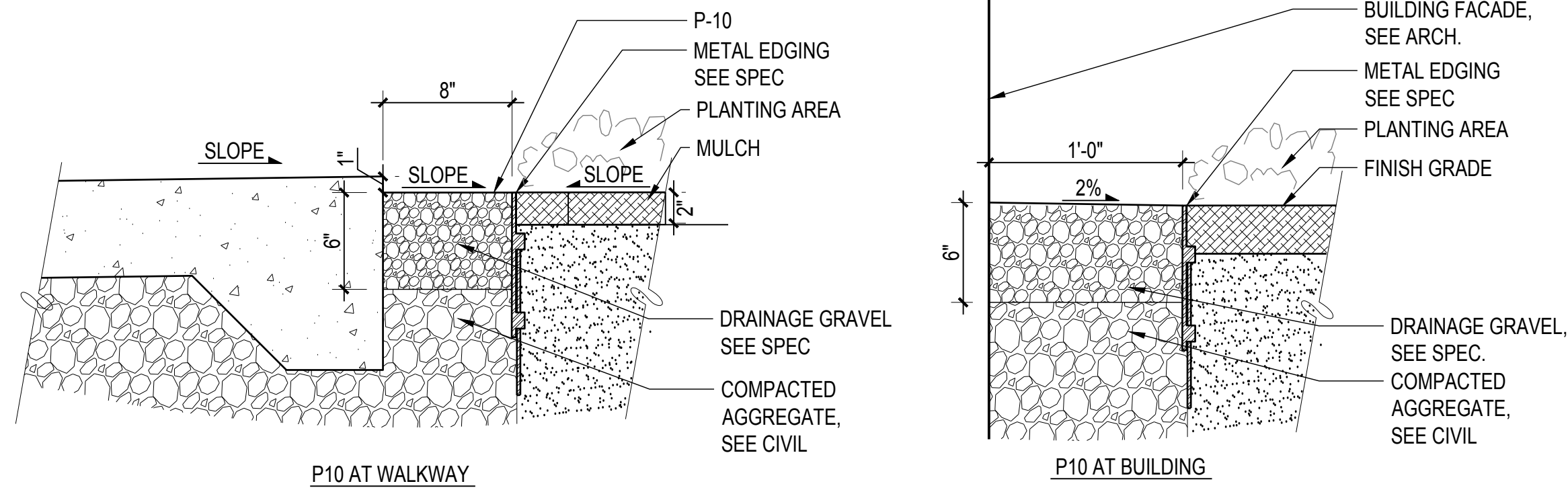
ISSUANCE

**BID SET**

DRAWN BY	CHECKED BY
DATE	GGN PROJECT #
7/01/2021	1608

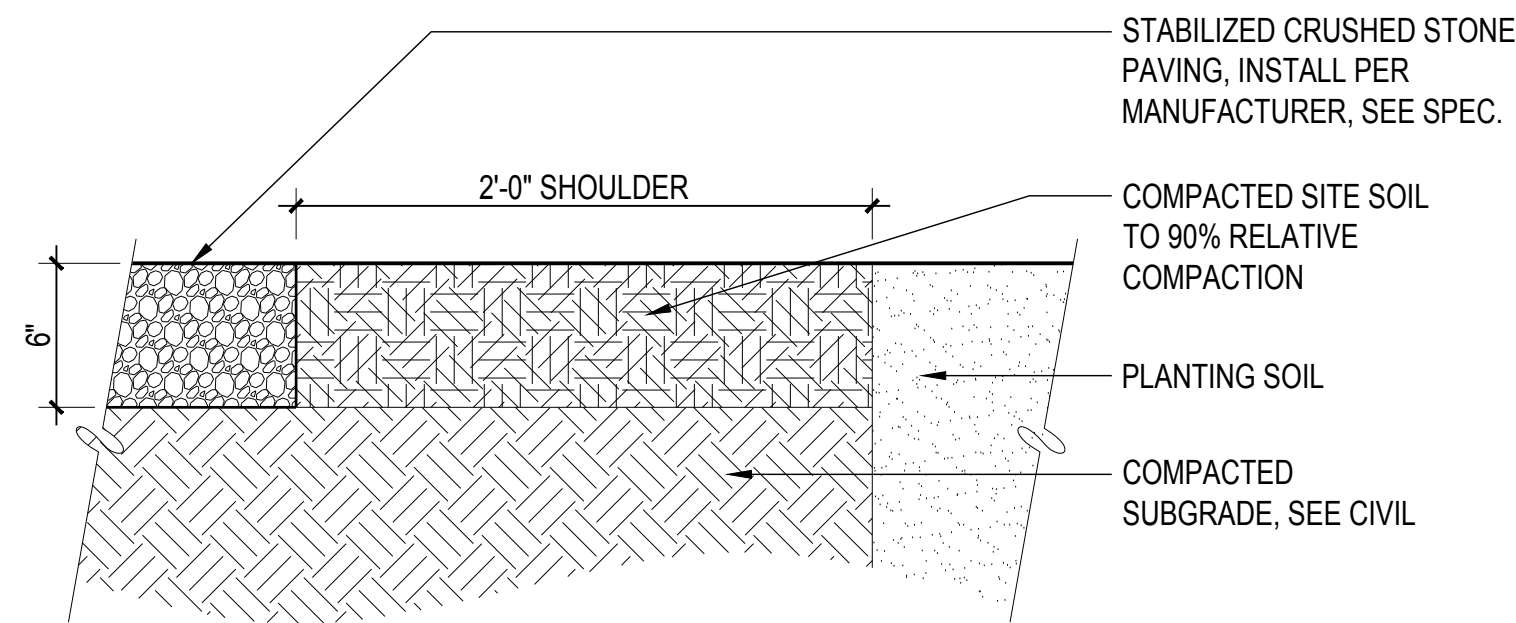
**PAVING DETAILS**

**L525.1**



**1 DETL: P10 DRAINAGE GRAVEL**

SCALE: 1 1/2" = 1'-0"



**2 DETL: P8 STABILIZED CRUSHED STONE**

SCALE: 1 1/2" = 1'-0"



# 900 INNES PARK DEVELOPMENT

CITY AND COUNTY OF SAN FRANCISCO  
RECREATION AND PARKS DEPARTMENT  
49 SOUTH VAN NESS AVENUE, SUITE 1220  
SAN FRANCISCO, CA 94103  
PH. 415-831-2700

THE TRUST FOR PUBLIC LAND  
101 MONTGOMERY STREET  
SUITE 900  
SAN FRANCISCO, CA 94104  
PH. 415-495-4014

PRIME CONSULTANT / LANDSCAPE ARCHITECT  
GUSTAFSON GUTHRIE NICHOL  
PH. 206-903-6802

CIVIL ENGINEER  
SHERWOOD DESIGN ENGINEERS  
PH. 415-348-9650

ARCHITECT  
JENSEN ARCHITECTS  
PH. 415-348-9650

ECOLOGICAL RESTORATION  
RANA CREEK  
PH. 831-659-3820

STRUCTURAL ENGINEER  
JON BRODY STRUCTURAL ENGINEERS  
PH. 415-296-9494

COASTAL ENGINEER  
MOFFATT AND NICHOL  
PH. 925-944-5411

LIGHTING  
NITEO CALIFORNIA  
PH. 415-666-2232

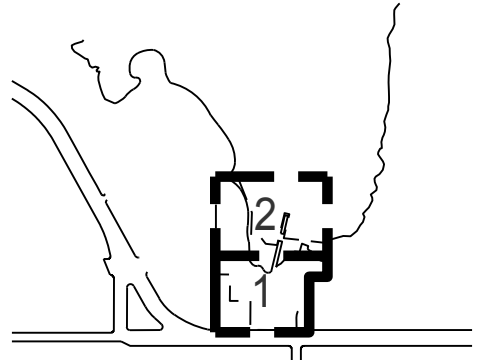
MEP & IT  
INTERFACE ENGINEERING  
PH. 415-489-7240

GEOTECHNICAL ENGINEER  
AGS, INC  
PH. 415-957-9240

SECURITY CONSULTANT  
ZBETA CONSULTING  
PH. 415-259-0422

FOR OFFICIAL USE

## KEY PLAN



## REVISIONS:

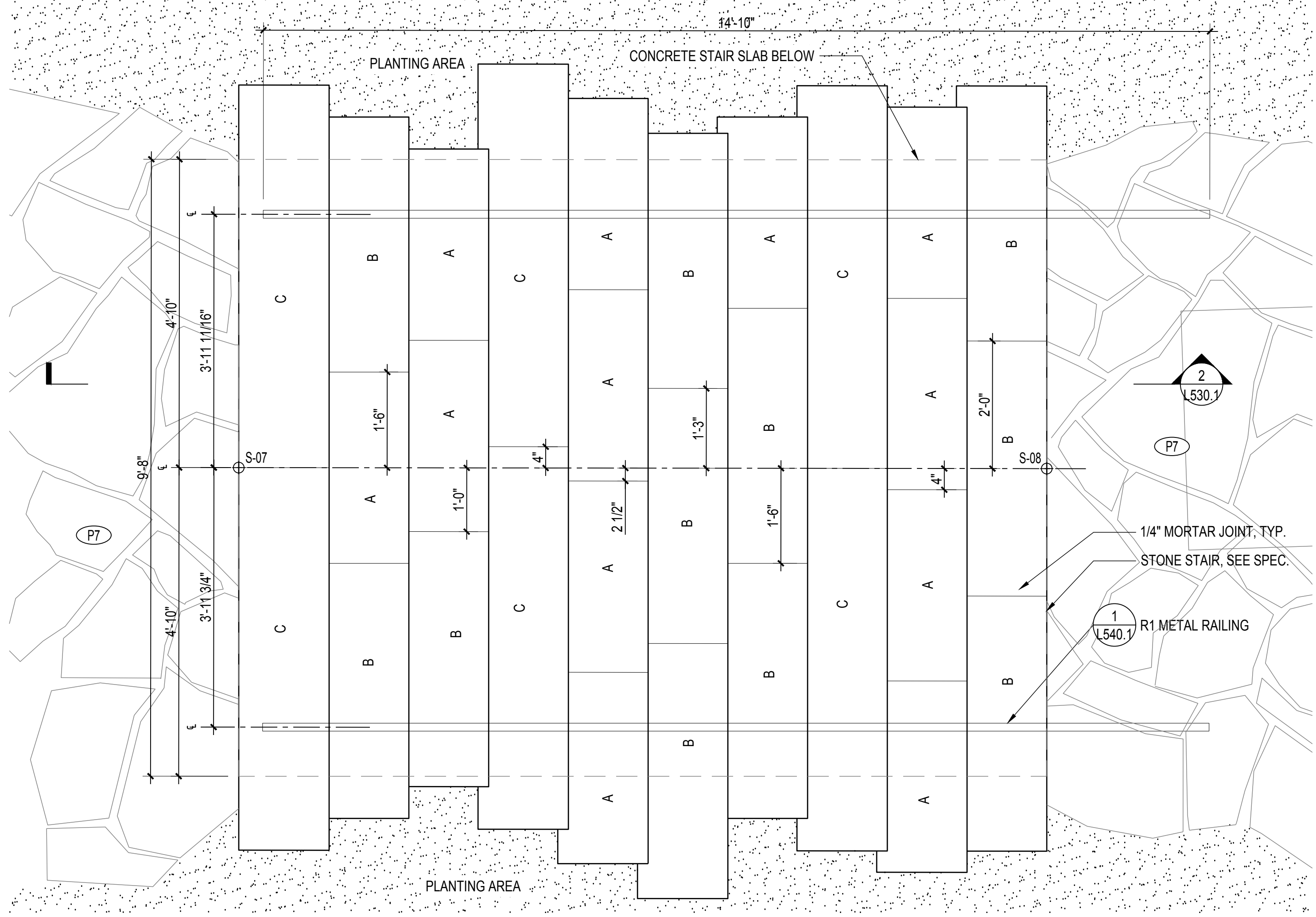
NO.	DATE	DESCRIPTION

## ISSUANCE

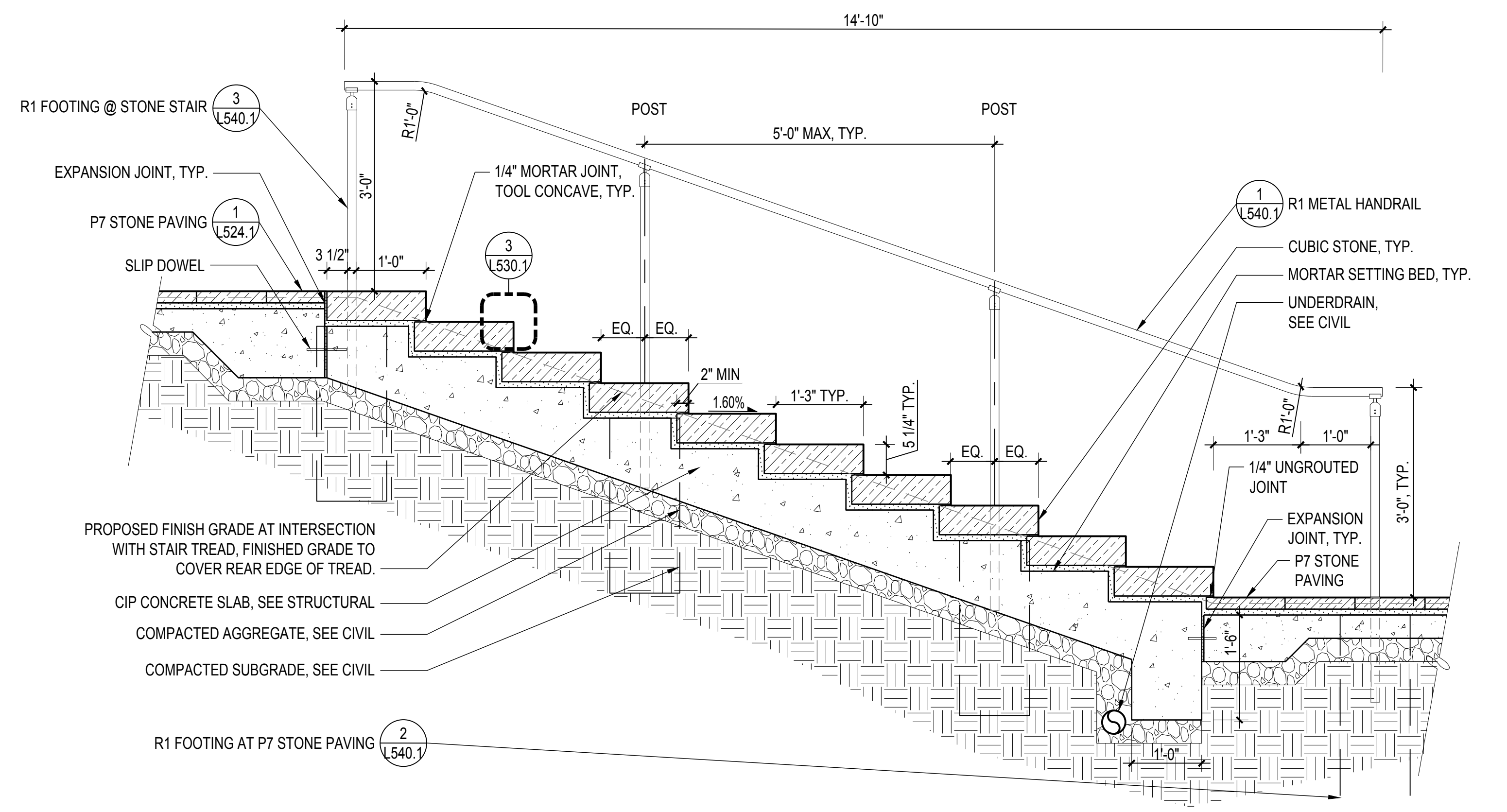
BID SET	
DRAWN BY	CHECKED BY
DATE	GGN PROJECT #
7/01/2021	1608

## DETL STAIRS - STONE

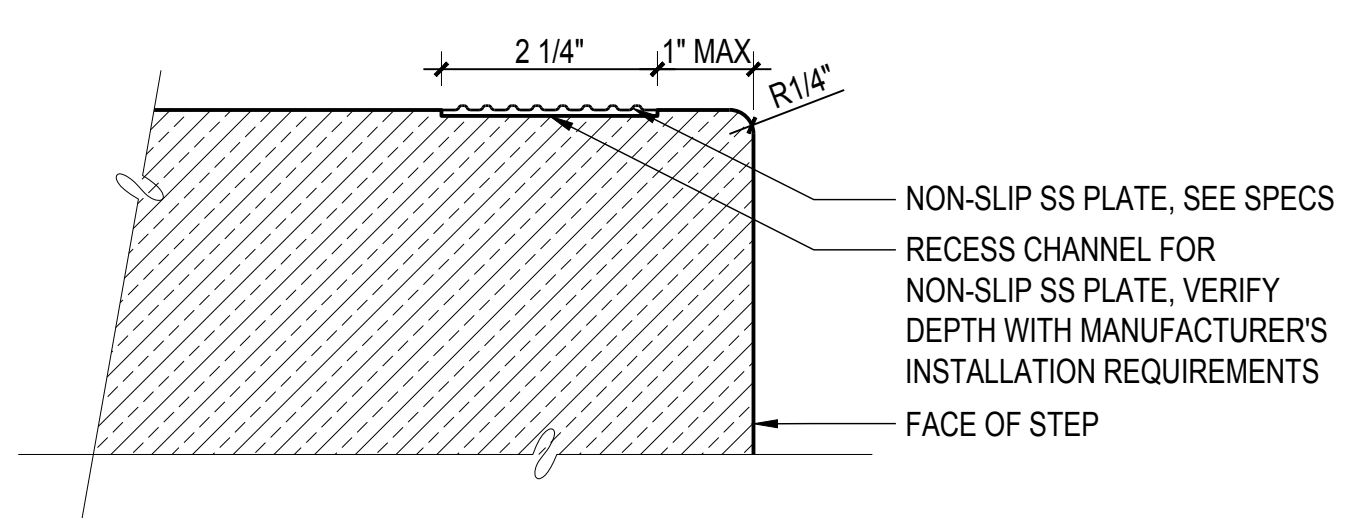
# L530.1



1 ENLARGEMENT PLAN: STONE STAIR 1  
SCALE: 3/4" = 1'-0"



2 DETL: STONE STAIR 1  
SCALE: 3/4" = 1'-0"



3 DETL: STONE TREAD NOSING  
SCALE: 6" = 1'-0"

**900 INNES  
PARK DEVELOPMENT**

CITY AND COUNTY OF SAN FRANCISCO  
RECREATION AND PARKS DEPARTMENT  
49 SOUTH VAN NESS AVENUE, SUITE 1220  
SAN FRANCISCO, CA 94103  
PH. 415-831-2700



THE TRUST FOR PUBLIC LAND  
101 MONTGOMERY STREET  
SUITE 900  
SAN FRANCISCO, CA 94104  
PH. 415-495-4014



PRIME CONSULTANT / LANDSCAPE ARCHITECT  
GUSTAFSON GUTHRIE NICHOL  
PH. 206-903-6802

CIVIL ENGINEER  
SHERWOOD DESIGN ENGINEERS  
PH. 415-348-9650

ARCHITECT  
JENSEN ARCHITECTS  
PH. 415-348-9650

ECOLOGICAL RESTORATION  
RANA CREEK  
PH. 831-659-3820

STRUCTURAL ENGINEER  
JON BRODY STRUCTURAL ENGINEERS  
PH. 415-296-9494

COASTAL ENGINEER  
MOFFATT AND NICHOL  
PH. 925-944-5411

LIGHTING  
NITEO CALIFORNIA  
PH. 415-666-2232

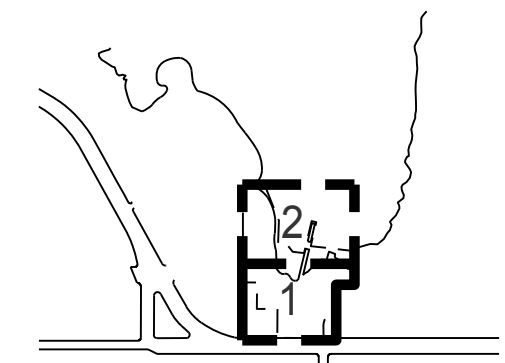
MEP & IT  
INTERFACE ENGINEERING  
PH. 415-489-7240

GEOTECHNICAL ENGINEER  
AGS, INC  
PH. 415-957-9240

SECURITY CONSULTANT  
ZBETA CONSULTING  
PH. 415-259-0422

FOR OFFICIAL USE

KEY PLAN



REVISIONS:

NO.	DATE	DESCRIPTION

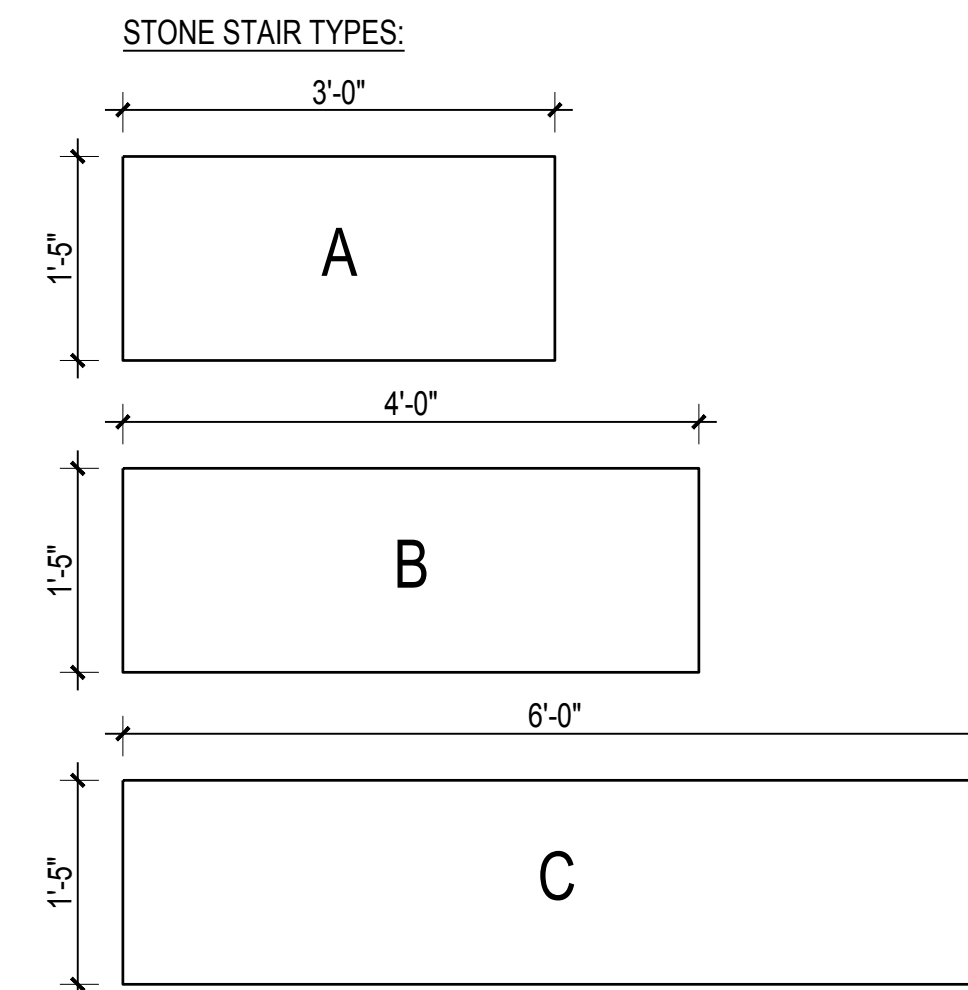
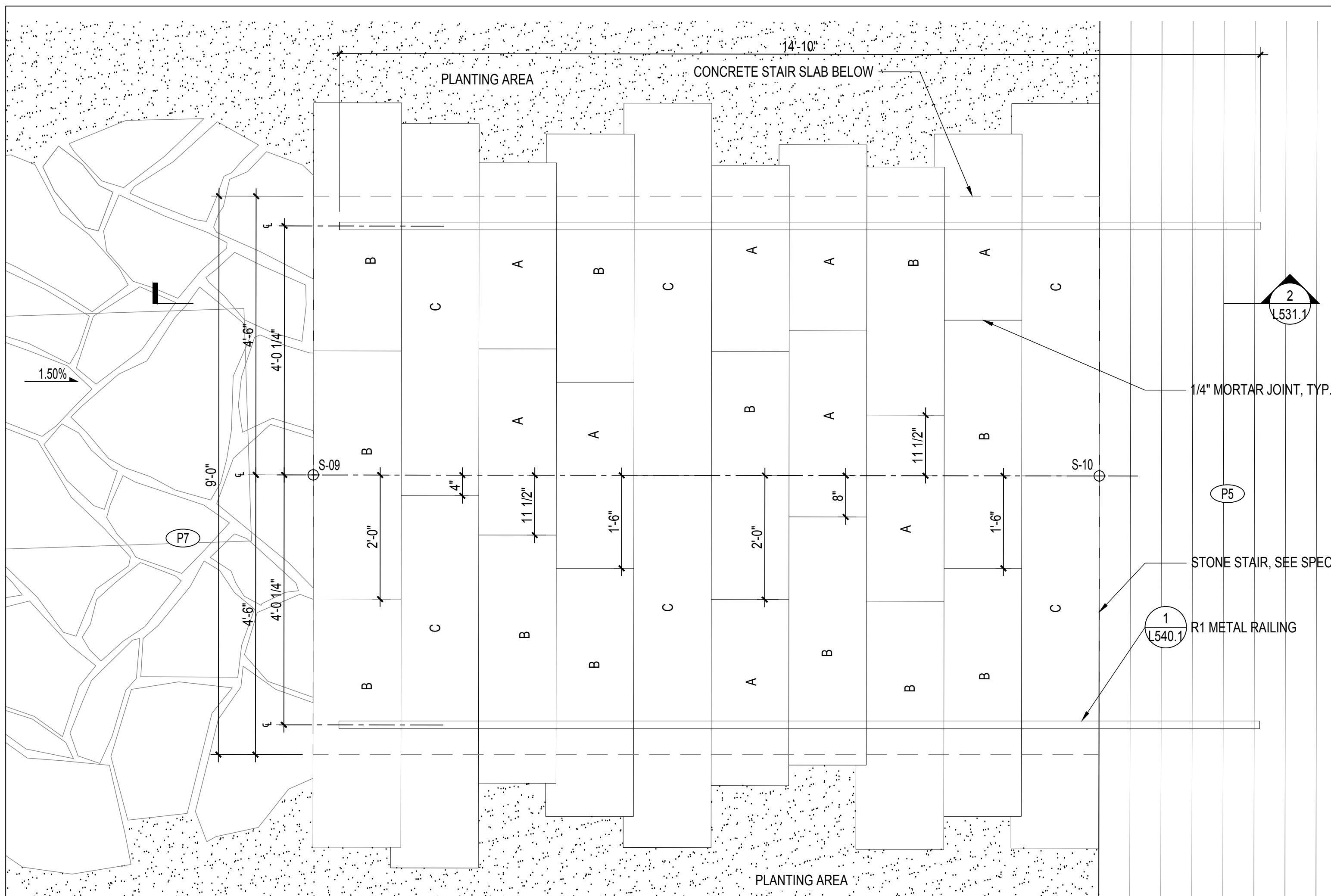
ISSUANCE

BID SET

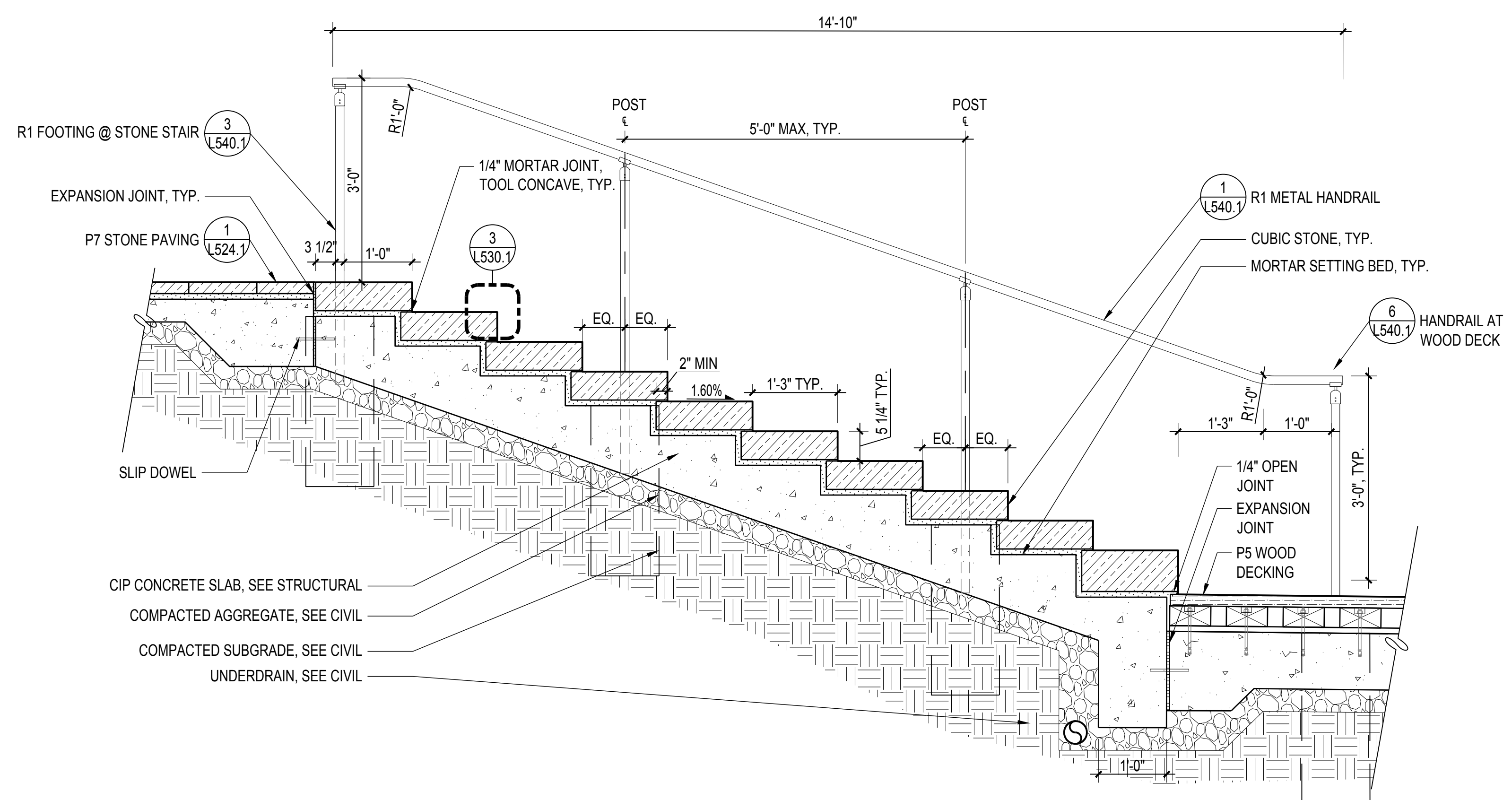
DRAWN BY	CHECKED BY
DATE	GGN PROJECT #
7/01/2021	1608

DETL STAIR -  
STONE

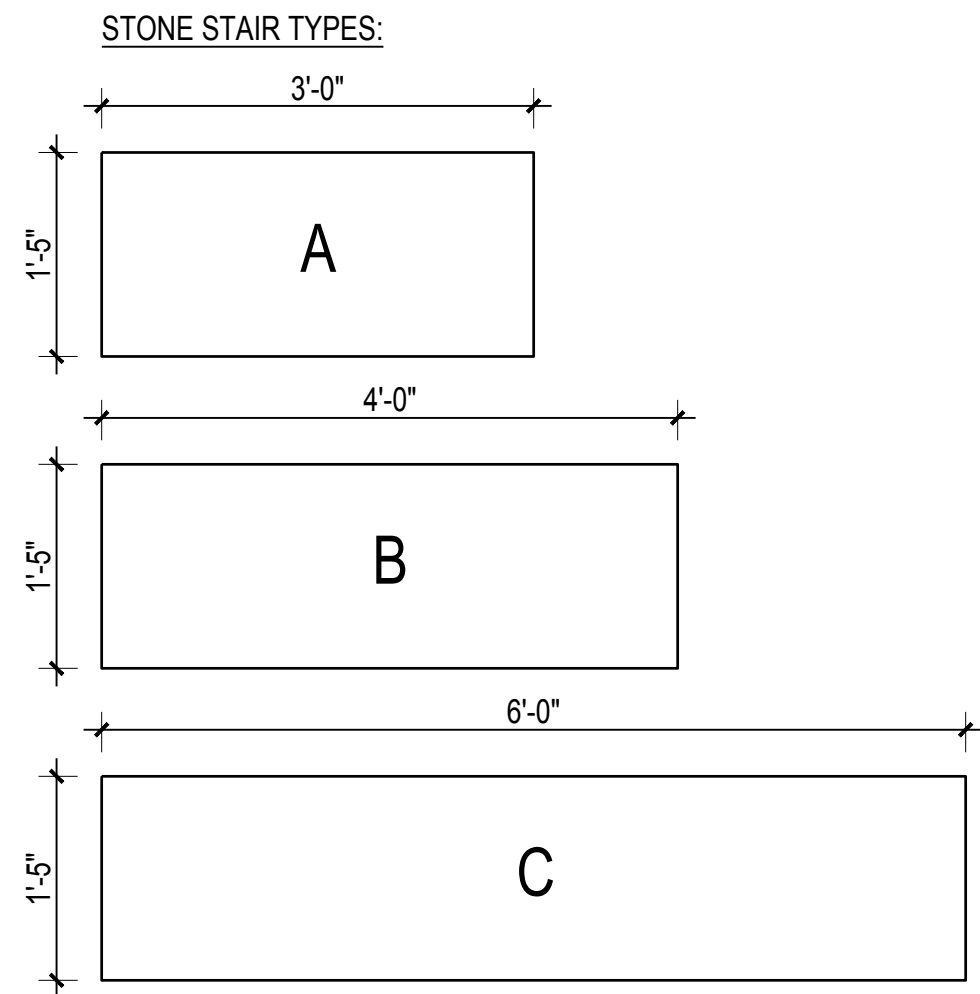
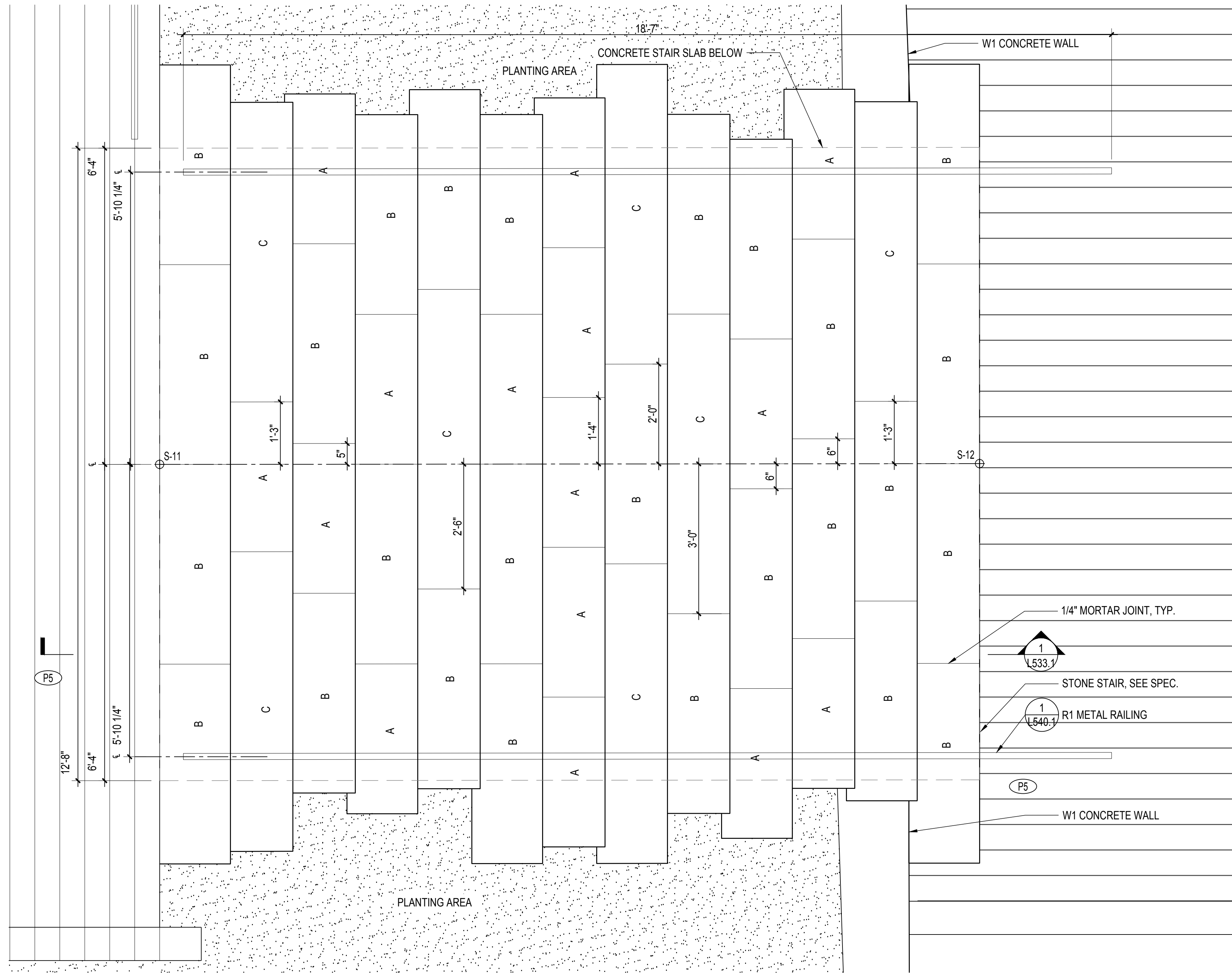
**L531.1**



**1** PLAN: STONE STAIR 2  
SCALE: 3/4" = 1'-0"



**2** DETL: STONE STAIR 2  
SCALE: 3/4" = 1'-0"



**1 PLAN: STONE STAIR 3**  
SCALE: 3/4" = 1'-0"

7/1/2021 ANS (full bleed D 222.00 x 34.00 inches)

**900 INNES  
PARK DEVELOPMENT**

CITY AND COUNTY OF SAN FRANCISCO  
RECREATION AND PARKS DEPARTMENT  
49 SOUTH VAN NESS AVENUE, SUITE 1220  
SAN FRANCISCO, CA 94103  
PH. 415-831-2700



THE TRUST FOR PUBLIC LAND  
101 MONTGOMERY STREET  
SUITE 900  
SAN FRANCISCO, CA 94104  
PH. 415-495-4014



PRIME CONSULTANT / LANDSCAPE ARCHITECT  
GUSTAFSON GUTHRIE NICHOL  
PH. 206-903-8802

CIVIL ENGINEER  
SHERWOOD DESIGN ENGINEERS  
PH. 415-348-9650

ARCHITECT  
JENSEN ARCHITECTS  
PH. 415-348-9650

ECOLOGICAL RESTORATION  
RANA CREEK  
PH. 831-659-3820

STRUCTURAL ENGINEER  
JON BRODY STRUCTURAL ENGINEERS  
PH. 415-296-9494

COASTAL ENGINEER  
MOFFATT AND NICHOL  
PH. 925-944-5411

LIGHTING  
NITEO CALIFORNIA  
PH. 415-666-2232

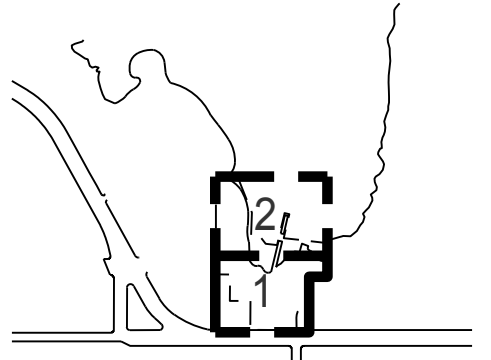
MEP & IT  
INTERFACE ENGINEERING  
PH. 415-489-7240

GEOTECHNICAL ENGINEER  
AGS, INC  
PH. 415-957-9240

SECURITY CONSULTANT  
ZBETA CONSULTING  
PH. 415-259-0422

FOR OFFICIAL USE

KEY PLAN



REVISIONS:

NO.	DATE	DESCRIPTION

ISSUANCE

ISSUANCE		BID SET	
DRAWN BY	CHECKED BY		
DATE	GGN PROJECT #		
7/01/2021	1608		

DETL STAIR - STONE

**L532.1**

**900 INNES  
PARK DEVELOPMENT**

CITY AND COUNTY OF SAN FRANCISCO  
RECREATION AND PARKS DEPARTMENT  
49 SOUTH VAN NESS AVENUE, SUITE 1220  
SAN FRANCISCO, CA 94103  
PH. 415-831-2700



THE TRUST FOR PUBLIC LAND  
101 MONTGOMERY STREET  
SUITE 900  
SAN FRANCISCO, CA 94104  
PH. 415-495-4014



PRIME CONSULTANT / LANDSCAPE ARCHITECT  
GUSTAFSON GUTHRIE NICHOL  
PH. 206-903-8802

CIVIL ENGINEER  
SHERWOOD DESIGN ENGINEERS  
PH. 415-348-9650

ARCHITECT  
JENSEN ARCHITECTS  
PH. 415-348-9650

ECOLOGICAL RESTORATION  
RANA CREEK  
PH. 831-659-3820

STRUCTURAL ENGINEER  
JON BRODY STRUCTURAL ENGINEERS  
PH. 415-296-9494

COASTAL ENGINEER  
MOFFATT AND NICHOL  
PH. 925-944-5411

LIGHTING  
NITEO CALIFORNIA  
PH. 415-666-2232

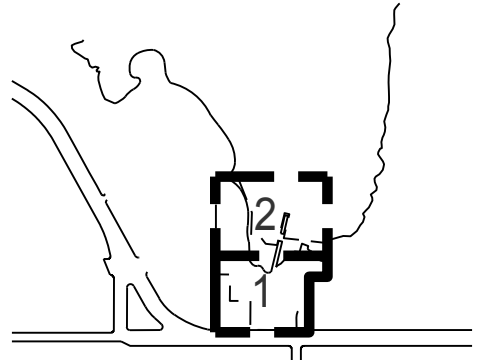
MEP & IT  
INTERFACE ENGINEERING  
PH. 415-489-7240

GEOTECHNICAL ENGINEER  
AGS, INC  
PH. 415-957-9240

SECURITY CONSULTANT  
ZBETA CONSULTING  
PH. 415-259-0422

FOR OFFICIAL USE

KEY PLAN



REVISIONS:

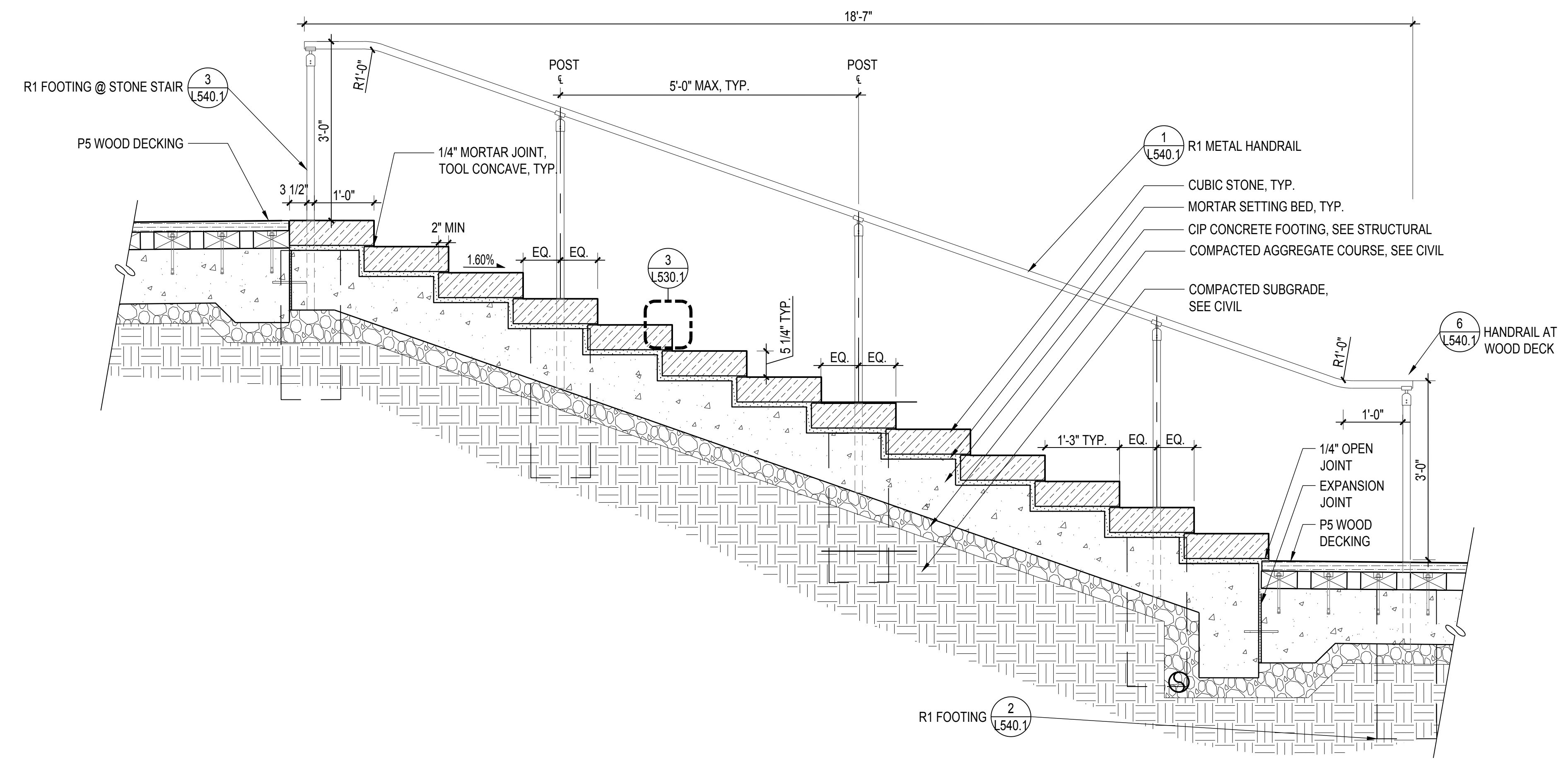
NO.	DATE	DESCRIPTION

ISSUANCE

BID SET	
DRAWN BY	CHECKED BY
DATE	GGN PROJECT #
7/01/2021	1608

DETL STAIR - STONE

**L533.1**



**1 DETL: STONE STAIR 3**  
SCALE: 3/4" = 1'-0"

**900 INNES  
PARK DEVELOPMENT**

CITY AND COUNTY OF SAN FRANCISCO  
RECREATION AND PARKS DEPARTMENT  
49 SOUTH VAN NESS AVENUE, SUITE 1220  
SAN FRANCISCO, CA 94103  
PH. 415-831-2700

THE TRUST FOR PUBLIC LAND  
101 MONTGOMERY STREET  
SUITE 900  
SAN FRANCISCO, CA 94104  
PH. 415-495-4014



PRIME CONSULTANT / LANDSCAPE ARCHITECT  
GUSTAFSON GUTHRIE NICHOL  
PH. 206-903-6802

CIVIL ENGINEER  
SHERWOOD DESIGN ENGINEERS  
PH. 415-348-9650

ARCHITECT  
JENSEN ARCHITECTS  
PH. 415-348-9650

ECOLOGICAL RESTORATION  
RANA CREEK  
PH. 831-659-3820

STRUCTURAL ENGINEER  
JON BRODY STRUCTURAL ENGINEERS  
PH. 415-296-9494

COASTAL ENGINEER  
MOFFATT AND NICHOL  
PH. 925-944-5411

LIGHTING  
NITEO CALIFORNIA  
PH. 415-666-2232

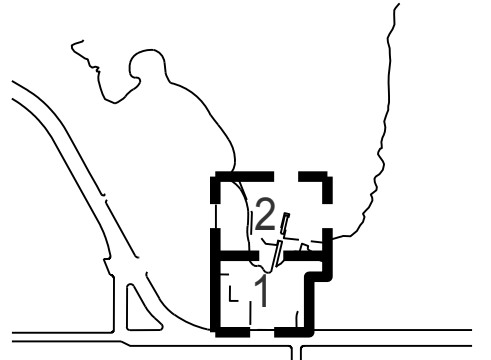
MEP & IT  
INTERFACE ENGINEERING  
PH. 415-489-7240

GEOTECHNICAL ENGINEER  
AGS, INC  
PH. 415-957-9240

SECURITY CONSULTANT  
ZBETA CONSULTING  
PH. 415-259-0422

FOR OFFICIAL USE

KEY PLAN



REVISIONS:

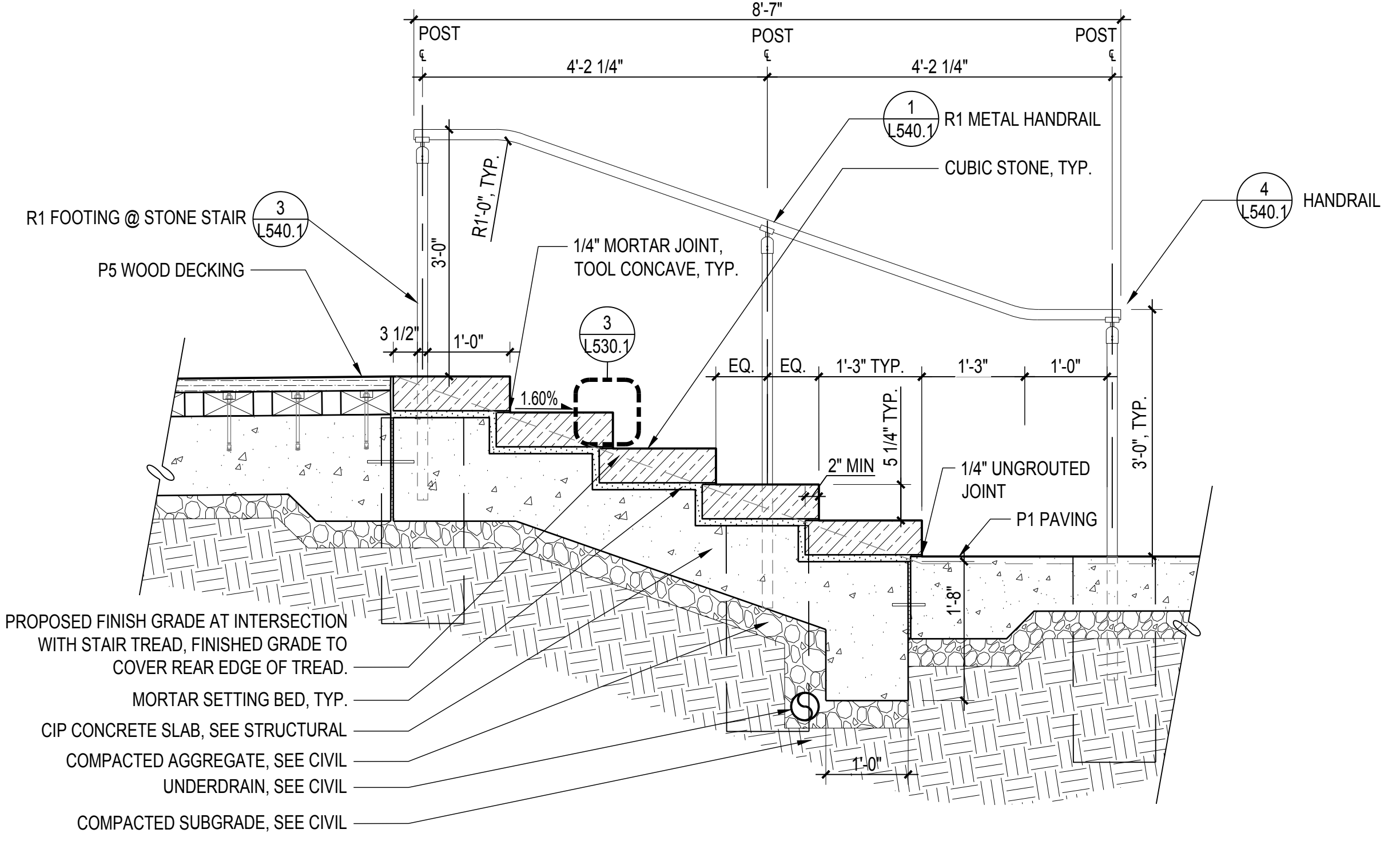
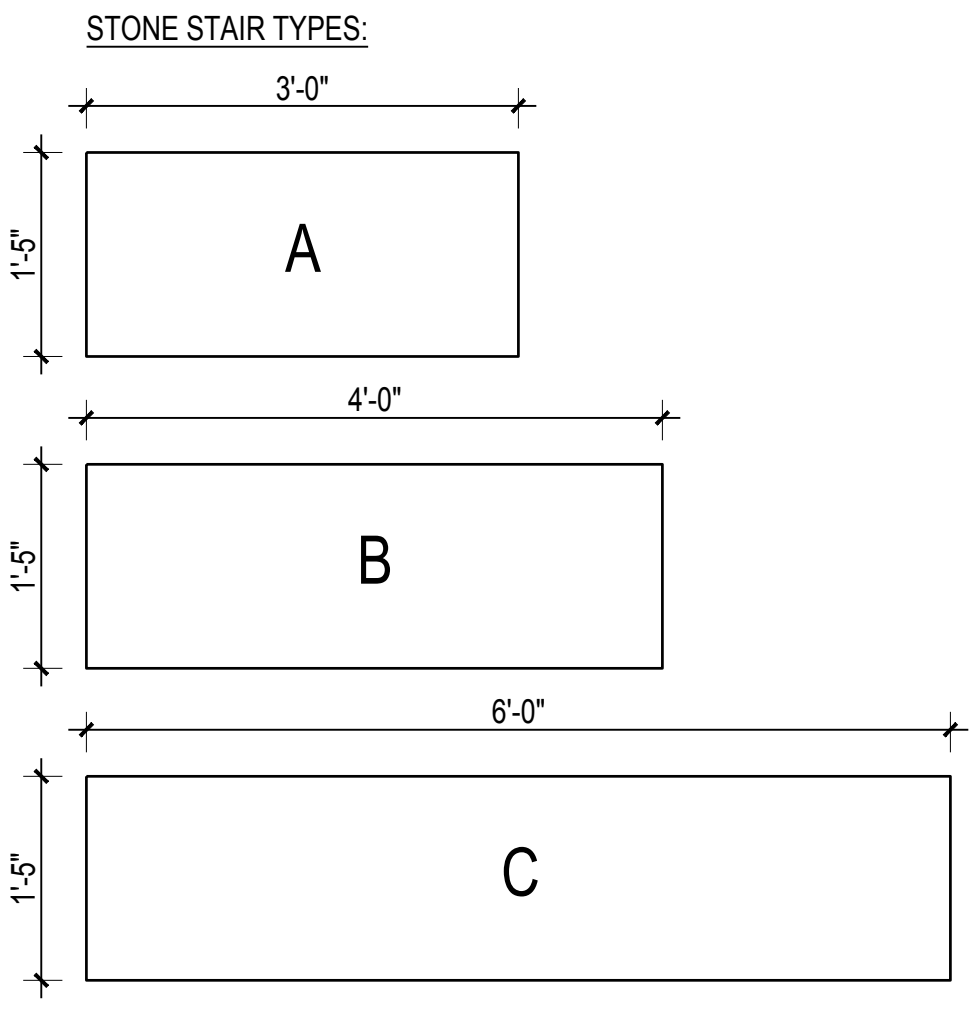
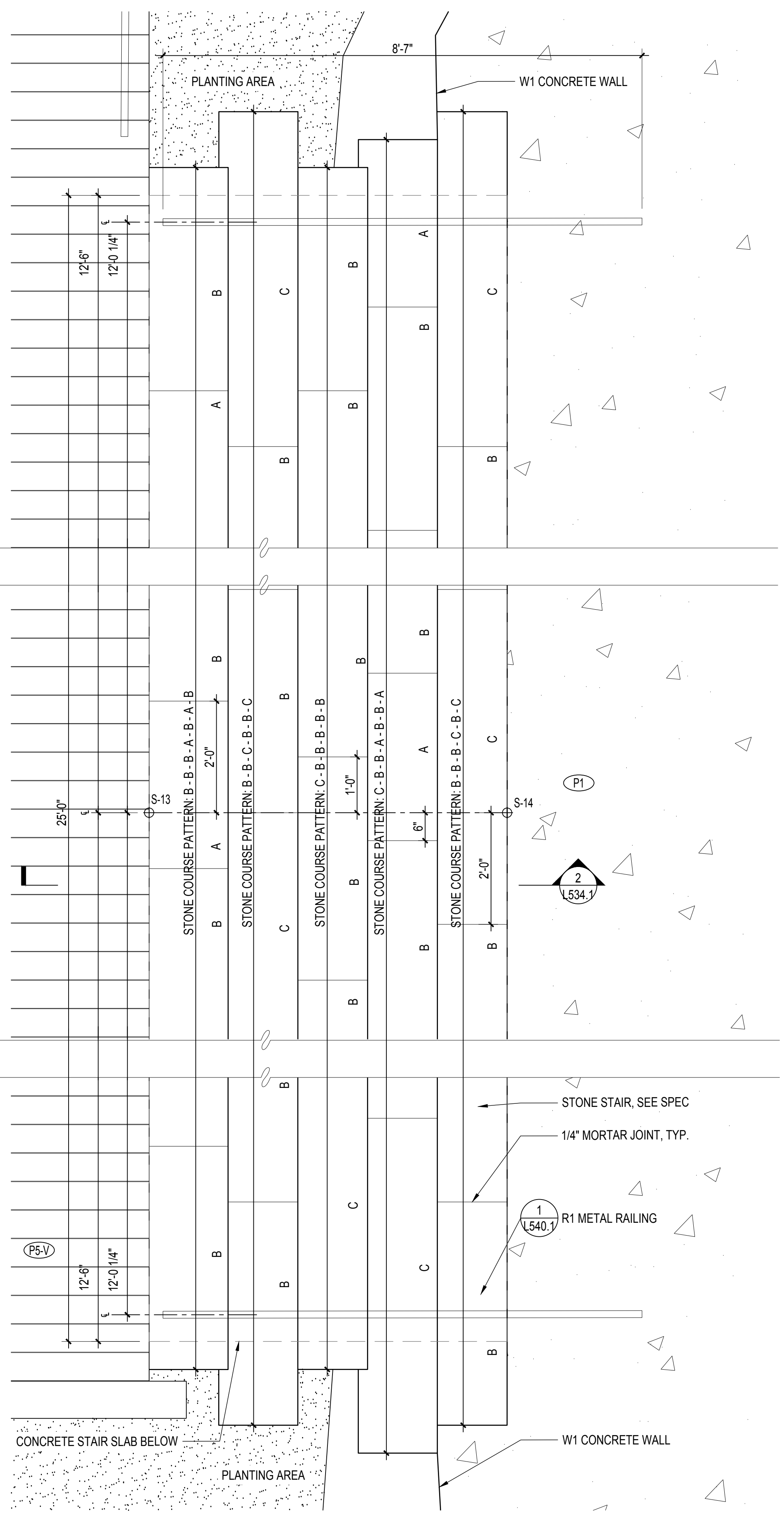
NO.	DATE	DESCRIPTION

ISSUANCE

BID SET	
DRAWN BY	CHECKED BY
DATE	GGN PROJECT #
7/01/2021	1608

**DETL STAIR -  
STONE**

**L534.1**



7/1/2021 ANS (full sheet) D (22.00 x 34.00 inches)

# 900 INNES PARK DEVELOPMENT

CITY AND COUNTY OF SAN FRANCISCO  
RECREATION AND PARKS DEPARTMENT  
49 SOUTH VAN NESS AVENUE, SUITE 1220  
SAN FRANCISCO, CA 94103  
PH. 415-831-2700



THE TRUST FOR PUBLIC LAND  
101 MONTGOMERY STREET  
SUITE 900  
SAN FRANCISCO, CA 94104  
PH. 415-495-4014



PRIME CONSULTANT / LANDSCAPE ARCHITECT  
GUSTAFSON GUTHRIE NICHOL  
PH. 206-903-6802

CIVIL ENGINEER  
SHERWOOD DESIGN ENGINEERS  
PH. 415-348-9650

ARCHITECT  
JENSEN ARCHITECTS  
PH. 415-348-9650

ECOLOGICAL RESTORATION  
RANA CREEK  
PH. 831-659-3820

STRUCTURAL ENGINEER  
JON BRODY STRUCTURAL ENGINEERS  
PH. 415-296-9494

COASTAL ENGINEER  
MOFFATT AND NICHOL  
PH. 925-944-5411

LIGHTING  
NITEO CALIFORNIA  
PH. 415-666-2232

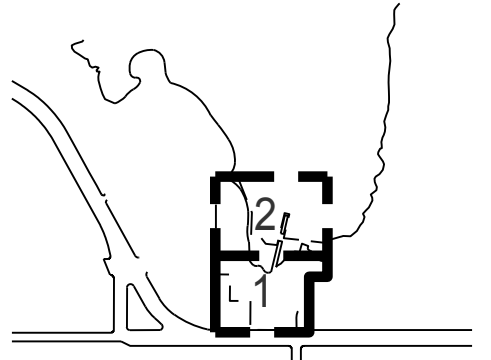
MEP & IT  
INTERFACE ENGINEERING  
PH. 415-489-7240

GEOTECHNICAL ENGINEER  
AGS, INC  
PH. 415-957-9240

SECURITY CONSULTANT  
ZBETA CONSULTING  
PH. 415-259-0422

FOR OFFICIAL USE

## KEY PLAN



## REVISIONS:

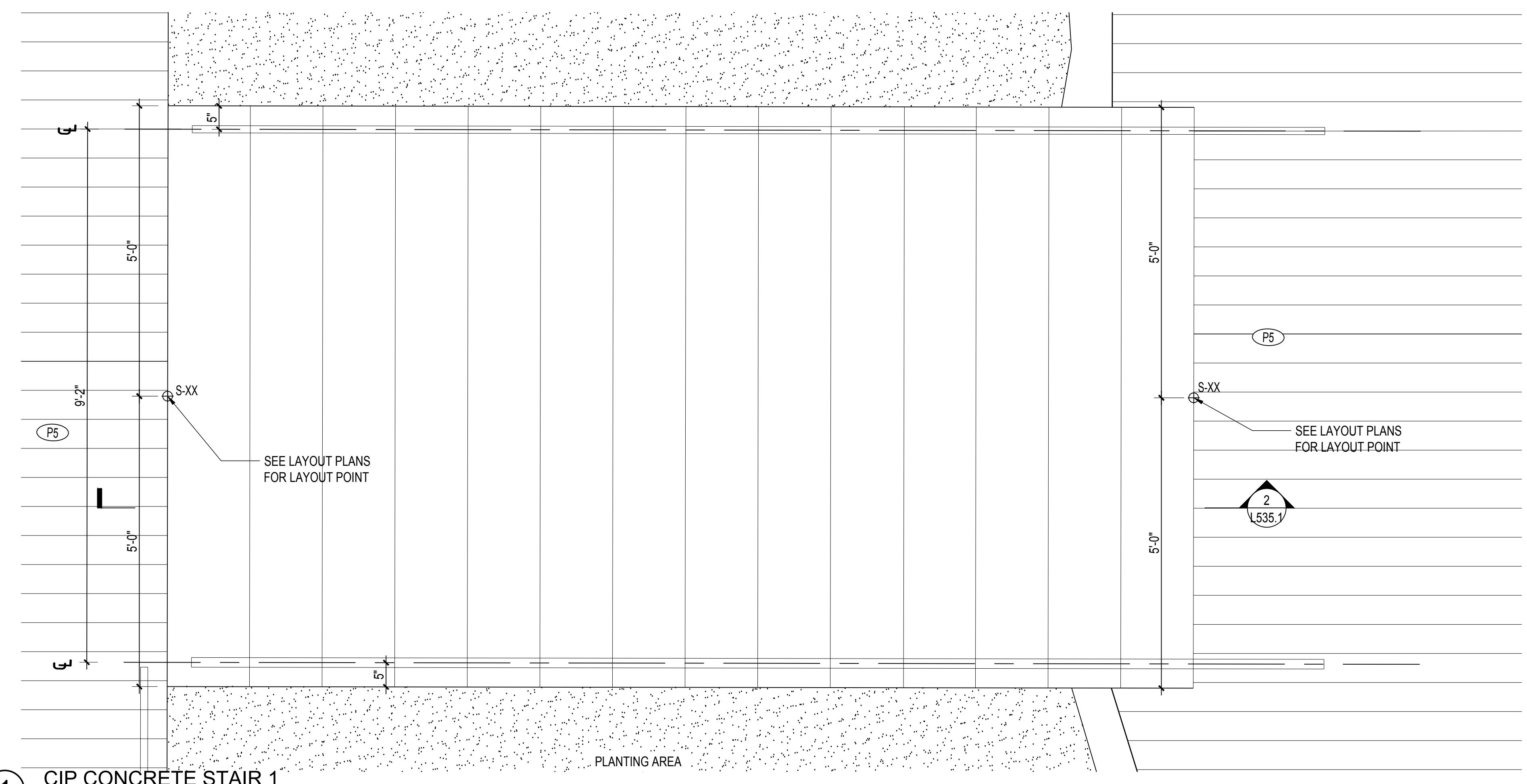
NO.	DATE	DESCRIPTION

## ISSUANCE

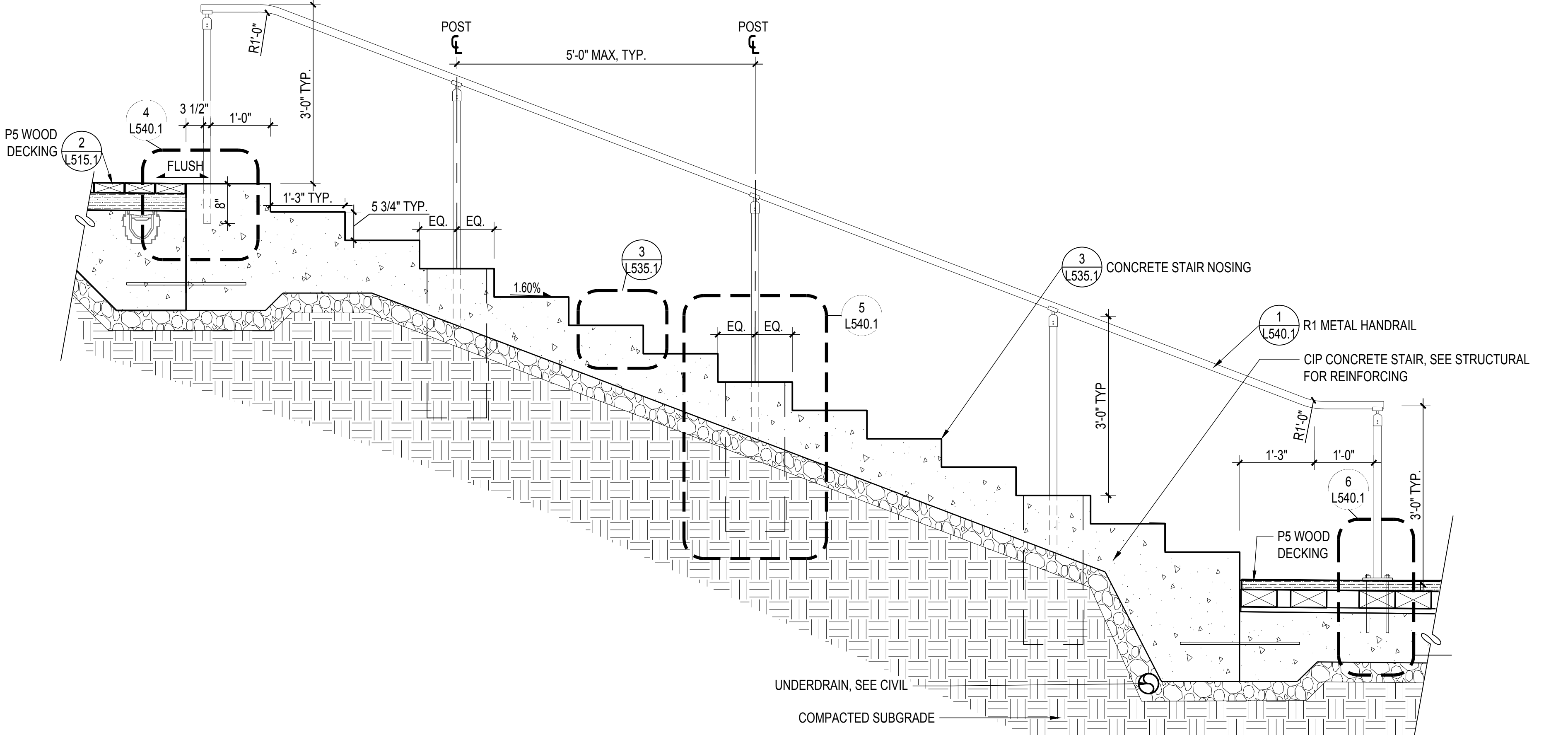
BID SET	
DRAWN BY	CHECKED BY
DATE	GGN PROJECT #
7/01/2021	1608

## DETL STAIRS - CONC

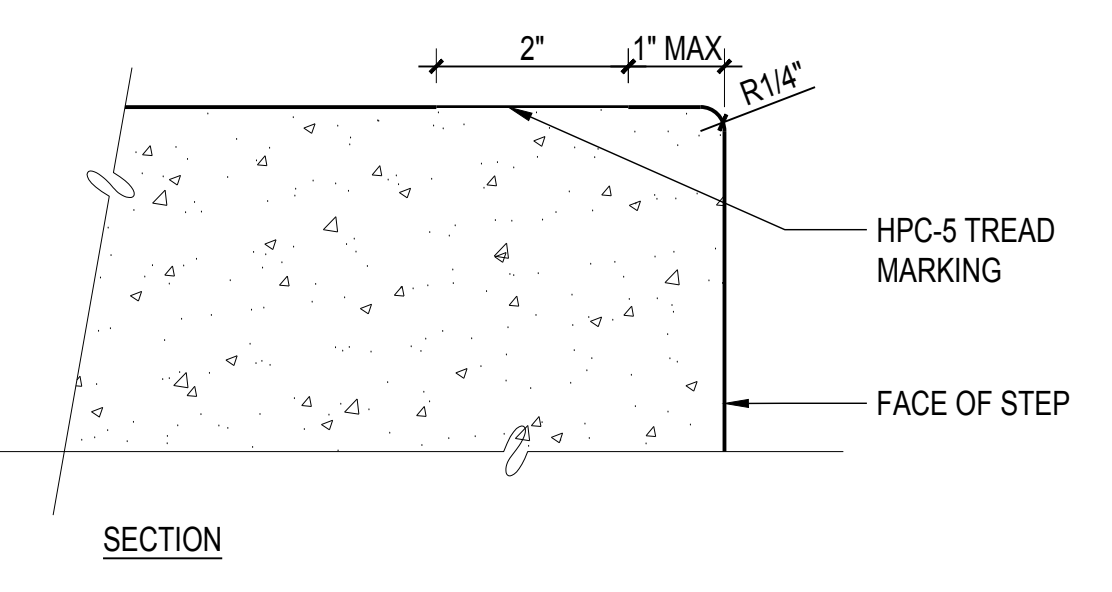
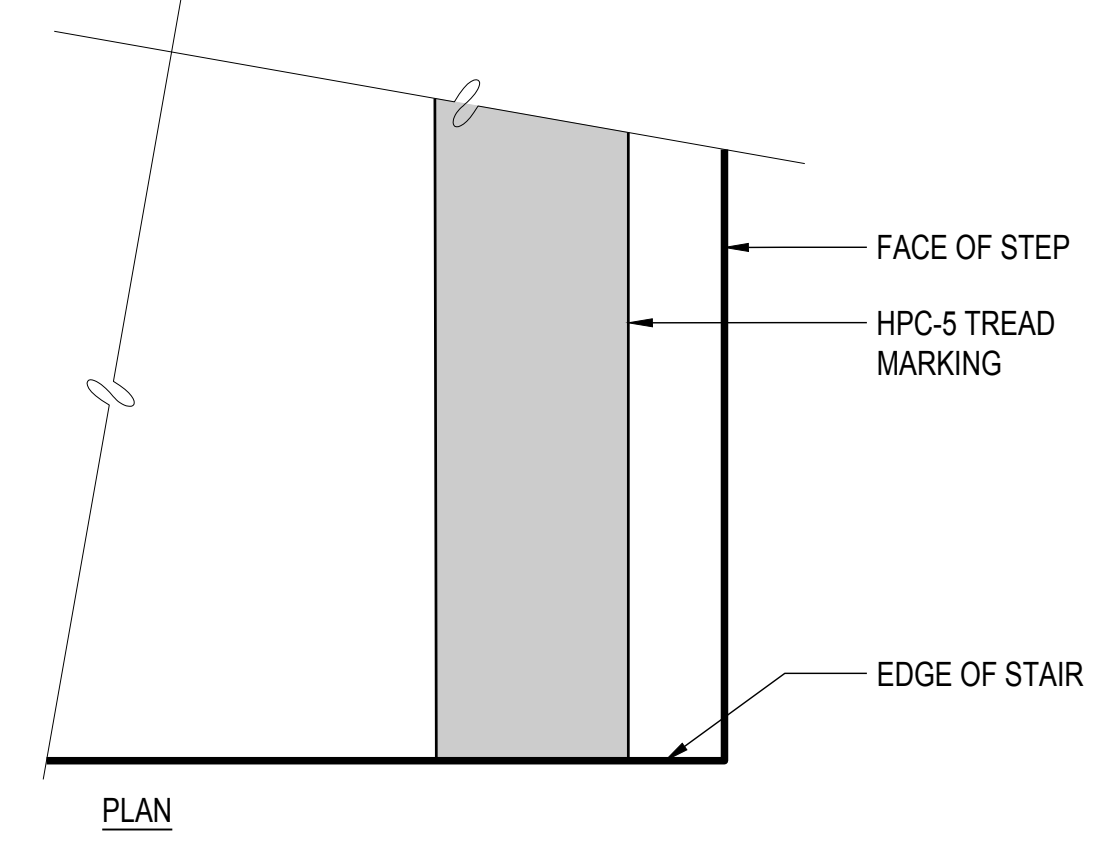
# L535.1



**1** CIP CONCRETE STAIR 1  
SCALE: 3/4" = 1'-0"



**2** DETL: CIP CONCRETE STAIR 1  
SCALE: 3/4" = 1'-0"



**3** DETL: CONCRETE STAIR NOSING  
SCALE: 6" = 1'-0"

**900 INNES  
PARK DEVELOPMENT**

CITY AND COUNTY OF SAN FRANCISCO  
RECREATION AND PARKS DEPARTMENT  
49 SOUTH VAN NESS AVENUE, SUITE 1220  
SAN FRANCISCO, CA 94103  
PH. 415-831-2700

THE TRUST FOR PUBLIC LAND  
101 MONTGOMERY STREET  
SUITE 900  
SAN FRANCISCO, CA 94104  
PH. 415-495-4014

PRIME CONSULTANT / LANDSCAPE ARCHITECT  
GUSTAFSON GUTHRIE NICHOL  
PH. 206-903-8802

CIVIL ENGINEER  
SHERWOOD DESIGN ENGINEERS  
PH. 415-348-9650

ARCHITECT  
JENSEN ARCHITECTS  
PH. 415-348-9650

ECOLOGICAL RESTORATION  
RANA CREEK  
PH. 831-659-3820

STRUCTURAL ENGINEER  
JON BRODY STRUCTURAL ENGINEERS  
PH. 415-296-9494

COASTAL ENGINEER  
MOFFATT AND NICHOL  
PH. 925-944-5411

LIGHTING  
NITEO CALIFORNIA  
PH. 415-666-2232

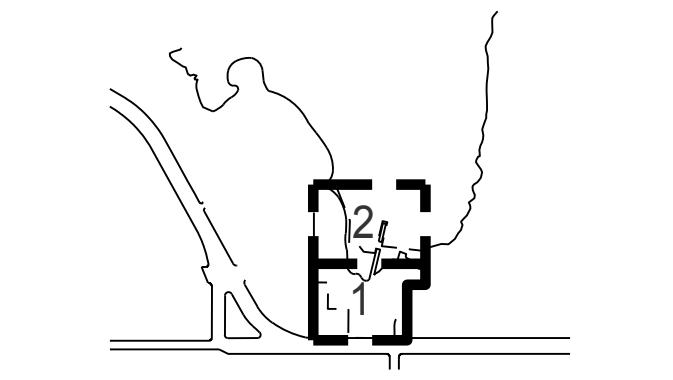
MEP & IT  
INTERFACE ENGINEERING  
PH. 415-489-7240

GEOTECHNICAL ENGINEER  
AGS, INC  
PH. 415-957-9240

SECURITY CONSULTANT  
ZBETA CONSULTING  
PH. 415-259-0422

FOR OFFICIAL USE

KEY PLAN



**REVISIONS:**

NO.	DATE	DESCRIPTION

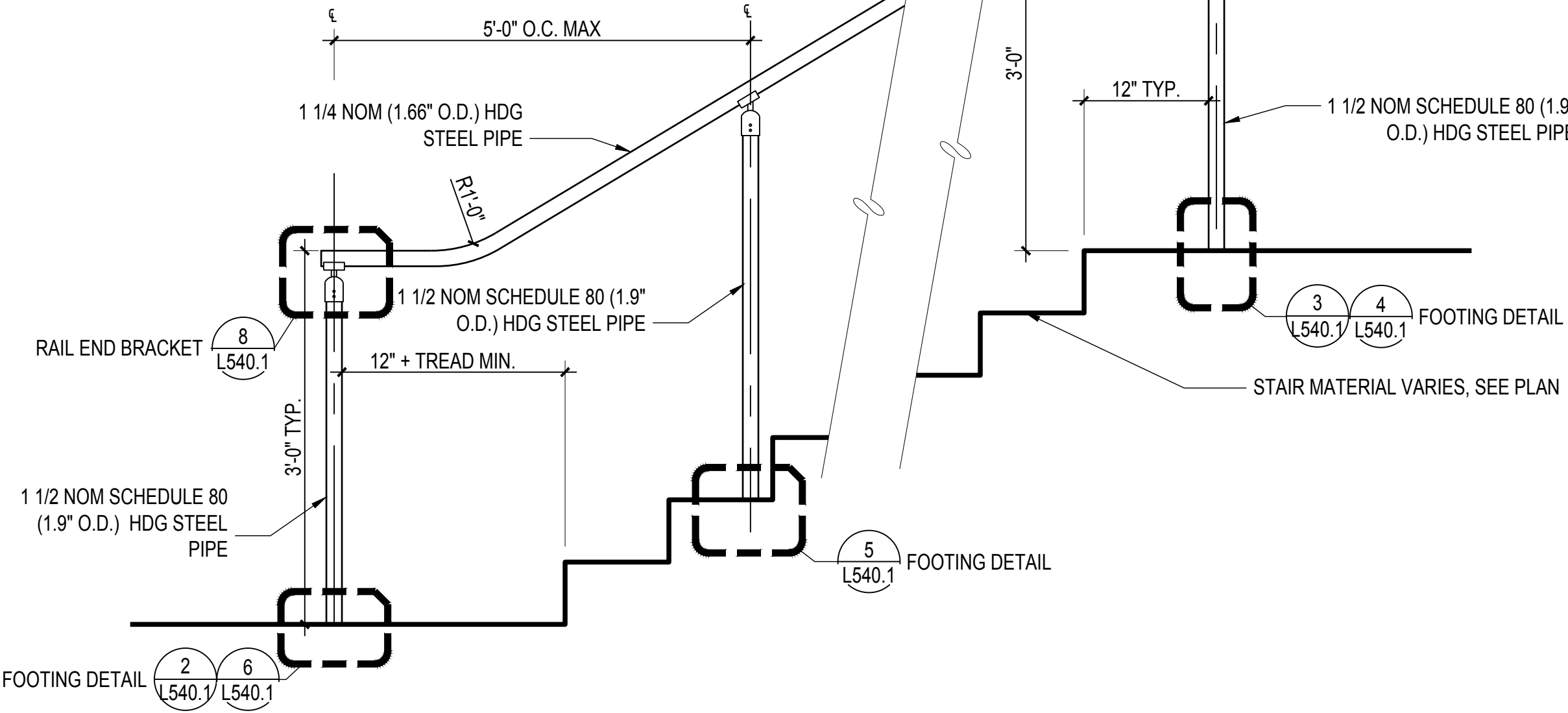
**ISSUANCE**

BID SET	
DRAWN BY	CHECKED BY
DATE	GGN PROJECT #
7/01/2021	1608

**RAILING DETAILS**

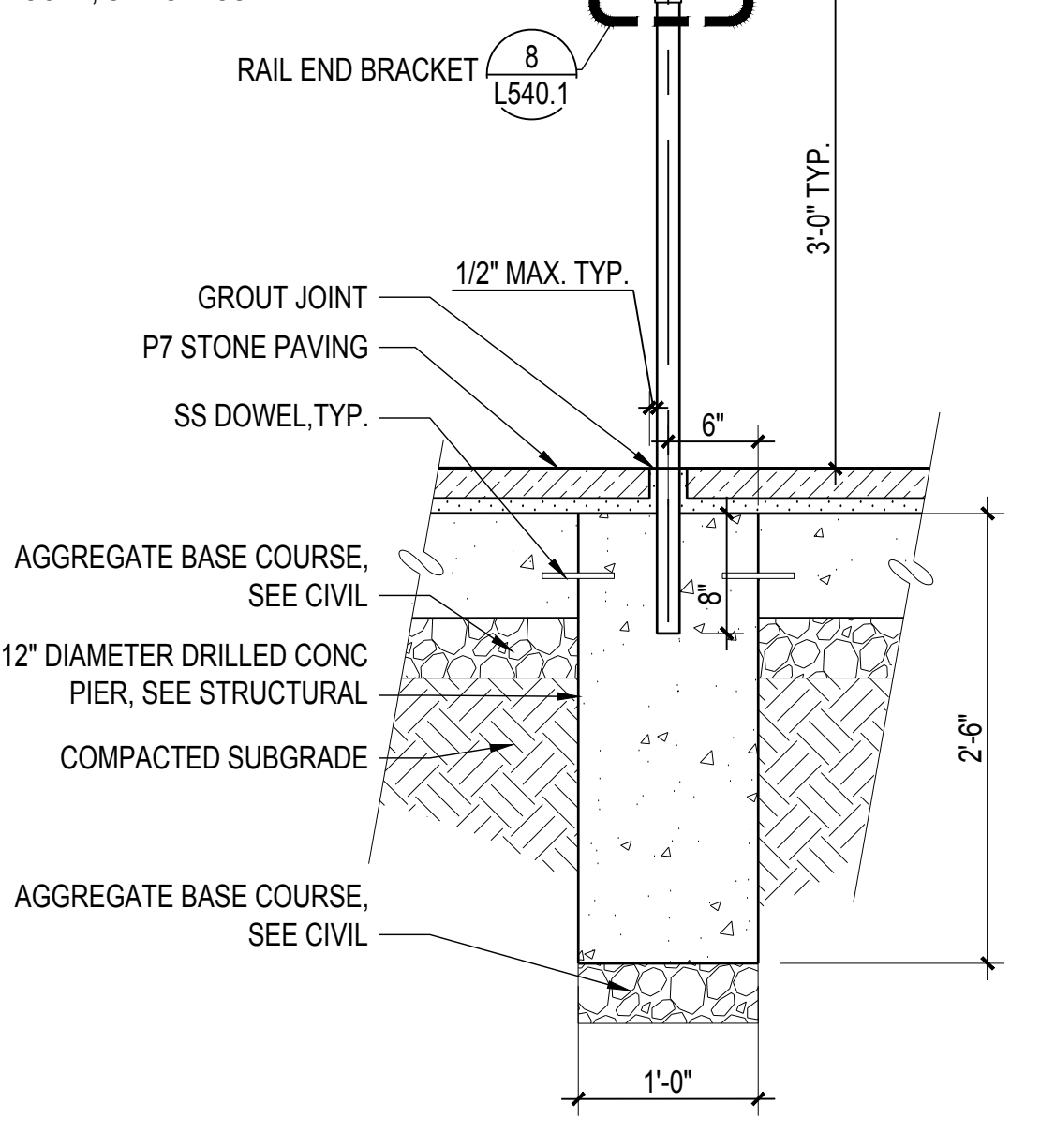
**L540.1**

NOTE: ALL RAILINGS, INCLUDING FITTINGS TO RECEIVE HPC-4 COAT, SEE SPECS.



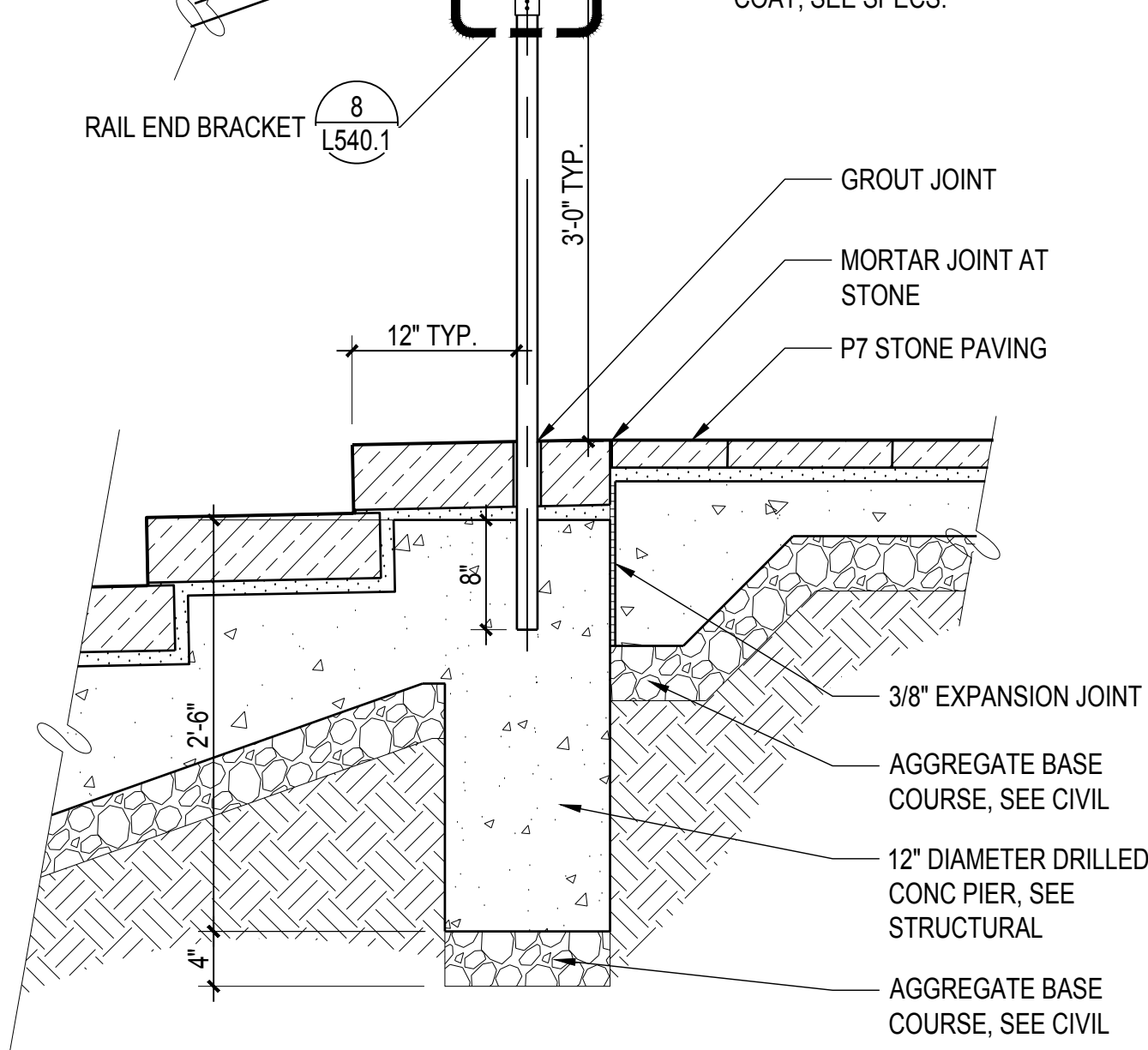
**1 ELEV: R1 METAL HANDRAIL AT STAIRS**  
SCALE: 1" = 1'

NOTE: ALL RAILINGS, INCLUDING FITTINGS TO RECEIVE HPC-4 COAT, SEE SPECS.

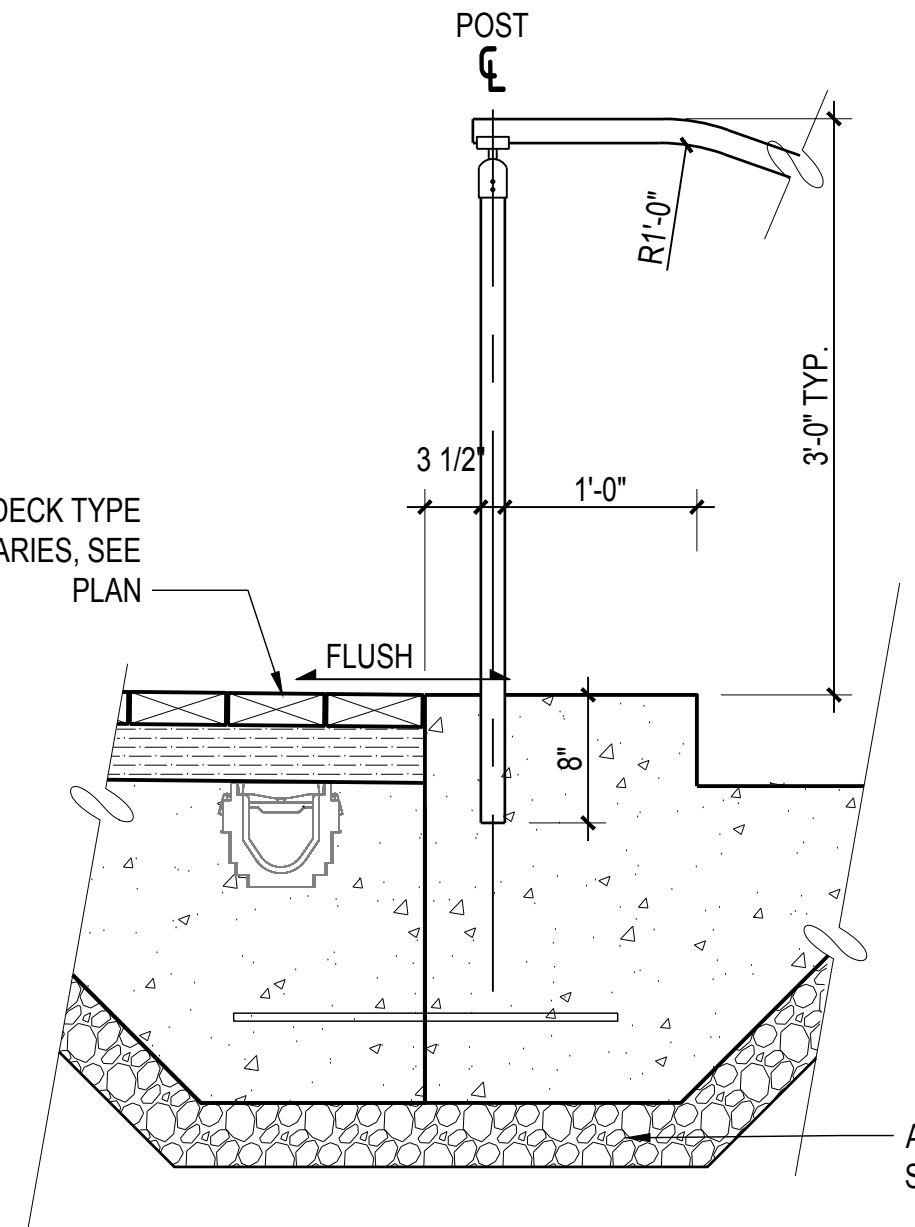


**2 DETL: R1 FOOTING AT P7 STONE PAVING**  
SCALE: 1" = 1'

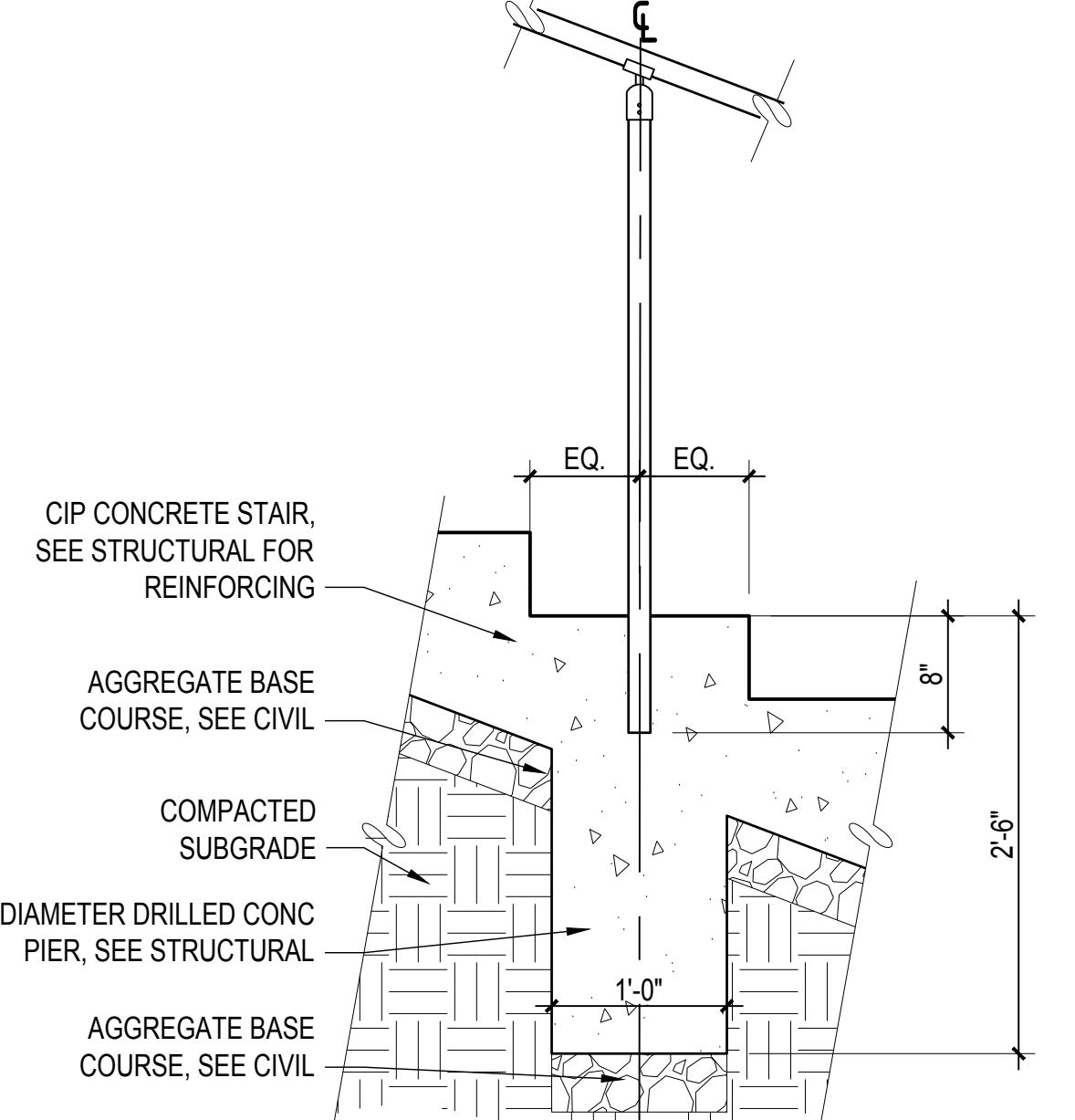
NOTE: ALL RAILINGS, INCLUDING FITTINGS TO RECEIVE HPC-4 COAT, SEE SPECS.



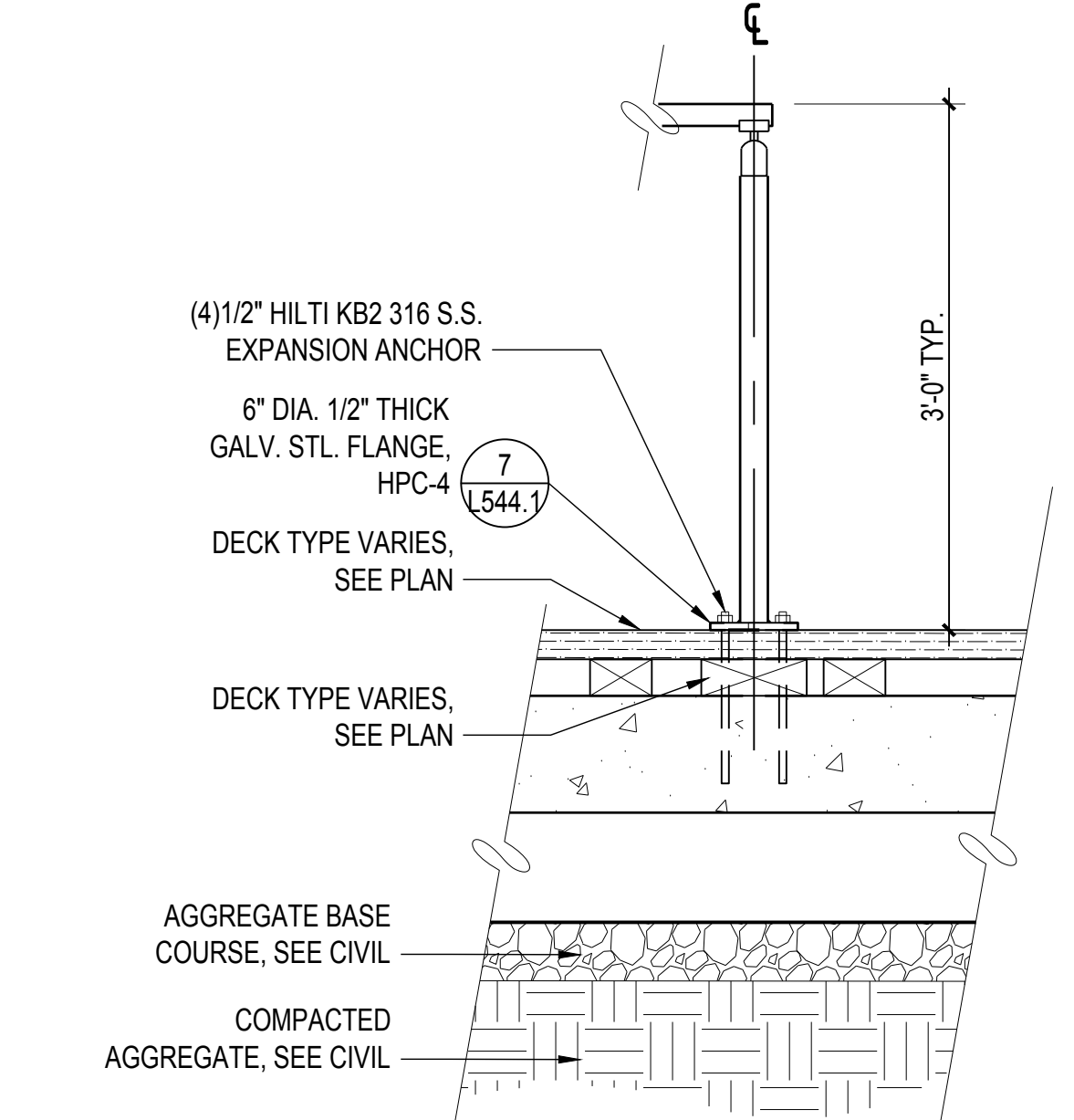
**3 DETL: R1 FOOTING @ STONE STAIR TOP**  
SCALE: 1" = 1'



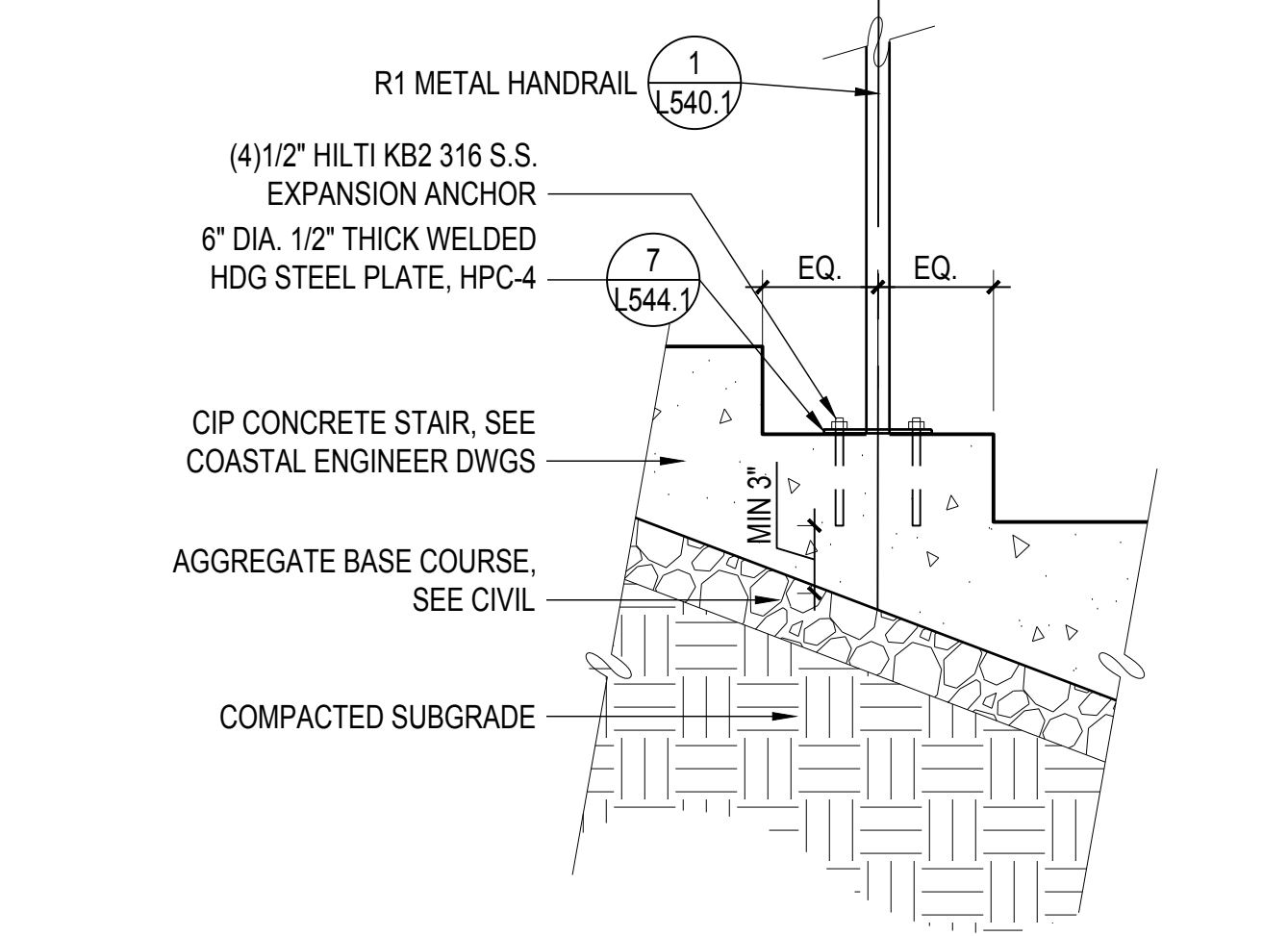
**4 DETL: R1 HANDRAIL AT TOP OF CONC STAIRS**  
SCALE: 1" = 1'-0"



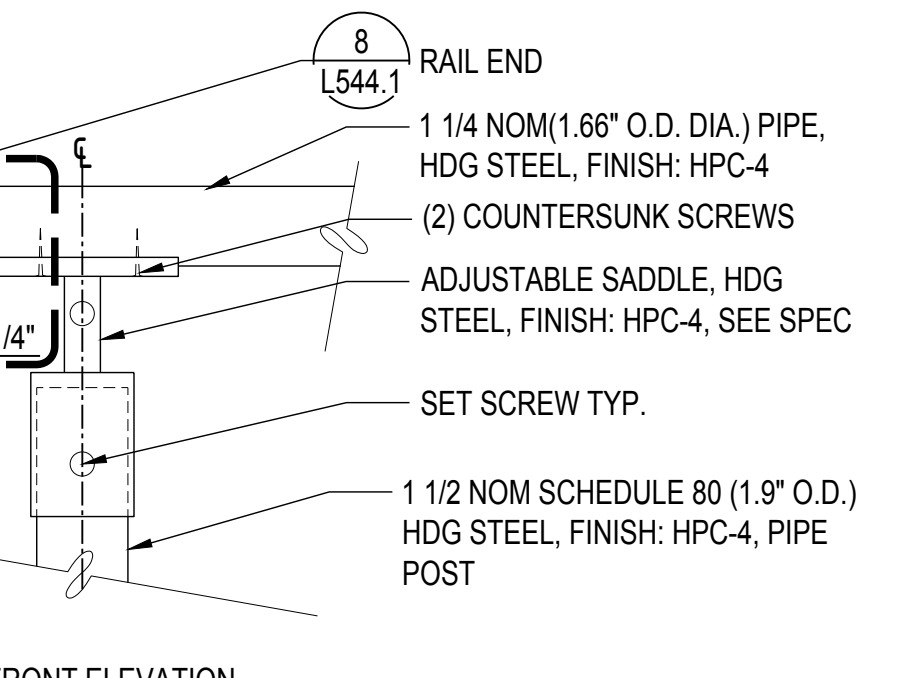
**5 DETL: R1 HANDRAIL IN CONC STAIRS**  
SCALE: 1" = 1'-0"



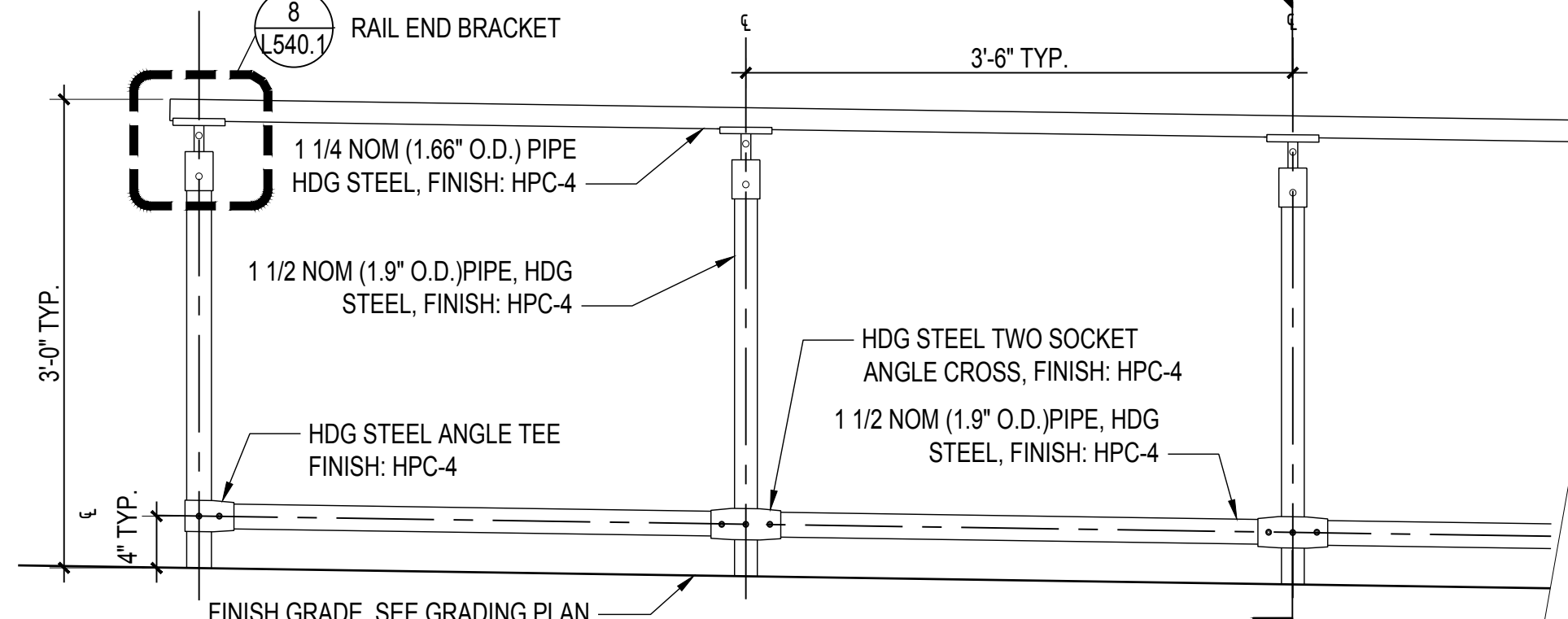
**6 DETL: R1 HANDRAIL AT P5-2 & P5-V1**  
SCALE: 1" = 1'-0"



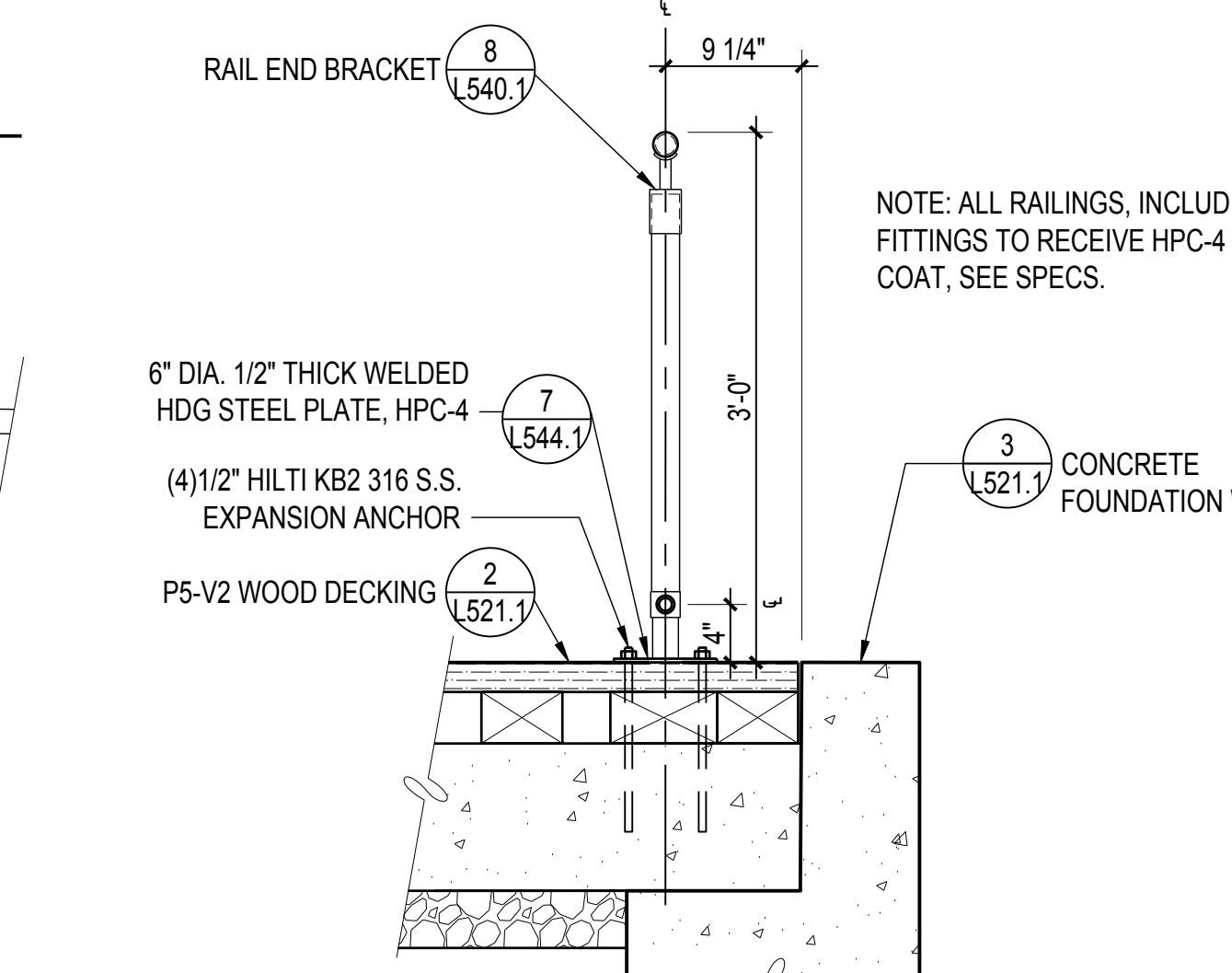
**7 DETL: R1 HANDRAIL, AT SHOP STAIR**  
SCALE: 1" = 1'-0"



**8 DETL: R2 & R3 RAIL END BRACKET**  
SCALE: 3" = 1'-0"



**9 ELEV: R6 METAL HANDRAIL AT P5-V2**  
SCALE: 1" = 1'-0"



**10 DETL: R6 METAL HANDRAIL AT P5-V2**  
SCALE: 1" = 1'-0"

# 900 INNES PARK DEVELOPMENT

CITY AND COUNTY OF SAN FRANCISCO  
RECREATION AND PARKS DEPARTMENT  
49 SOUTH VAN NESS AVENUE, SUITE 1220  
SAN FRANCISCO, CA 94103  
PH. 415-831-2700

THE TRUST FOR PUBLIC LAND  
101 MONTGOMERY STREET  
SUITE 900  
SAN FRANCISCO, CA 94104  
PH. 415-495-4014

PRIME CONSULTANT / LANDSCAPE ARCHITECT  
GUSTAFSON GUTHRIE NICHOL  
PH. 206-903-8802

CIVIL ENGINEER  
SHERWOOD DESIGN ENGINEERS  
PH. 415-348-9650

ARCHITECT  
JENSEN ARCHITECTS  
PH. 415-348-9650

ECOLOGICAL RESTORATION  
RANA CREEK  
PH. 831-659-3820

STRUCTURAL ENGINEER  
JON BRODY STRUCTURAL ENGINEERS  
PH. 415-296-9494

COASTAL ENGINEER  
MOFFATT AND NICHOL  
PH. 925-944-5411

LIGHTING  
NITEO CALIFORNIA  
PH. 415-666-2232

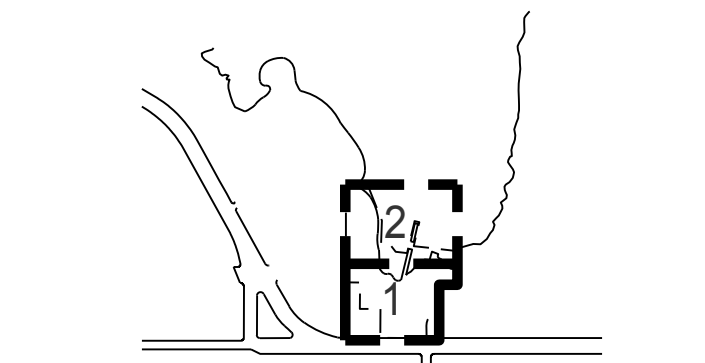
MEP & IT  
INTERFACE ENGINEERING  
PH. 415-489-7240

GEOTECHNICAL ENGINEER  
AGS, INC  
PH. 415-957-9240

SECURITY CONSULTANT  
ZBETA CONSULTING  
PH. 415-259-0422

FOR OFFICIAL USE

KEY PLAN



## REVISIONS:

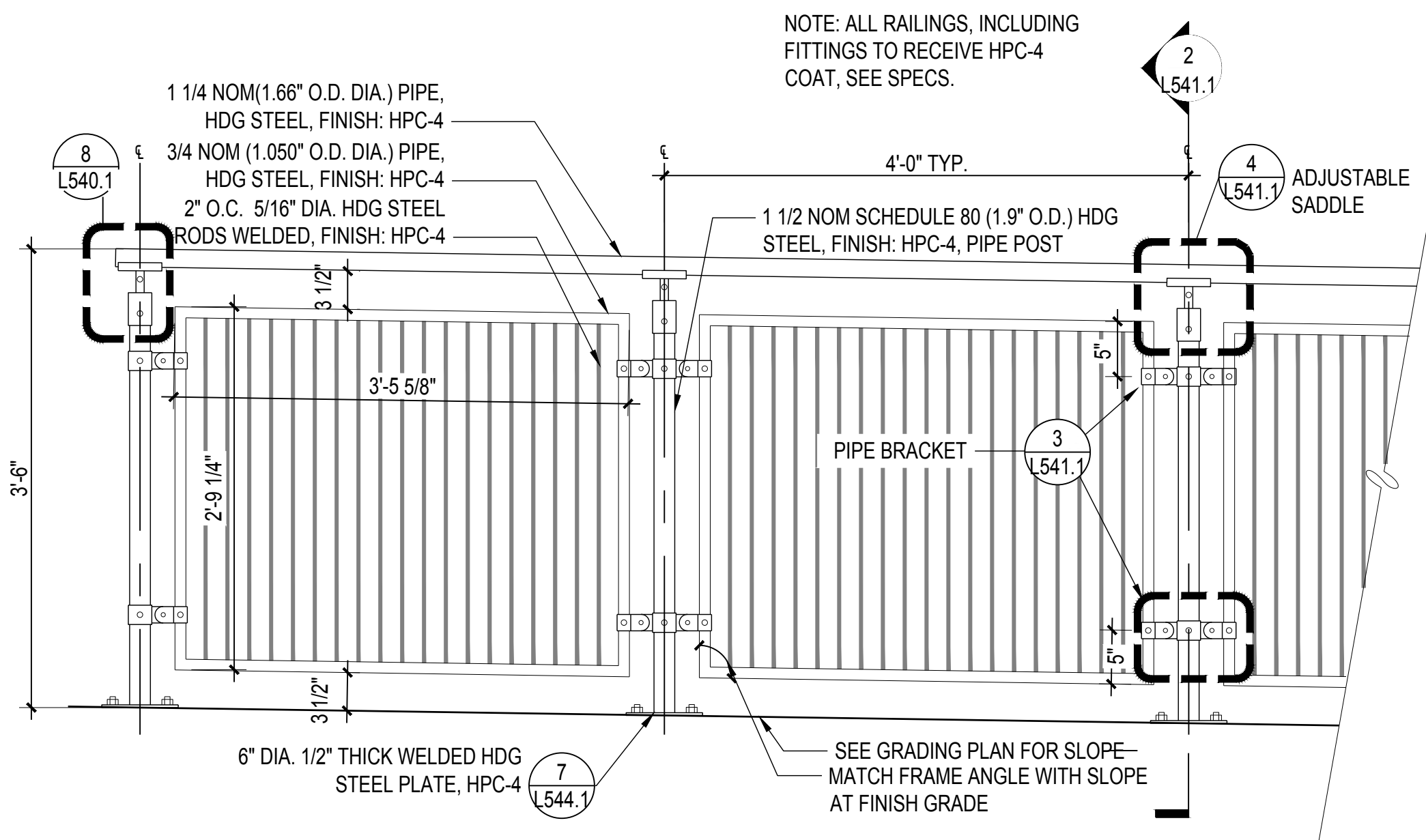
NO.	DATE	DESCRIPTION

## ISSUANCE

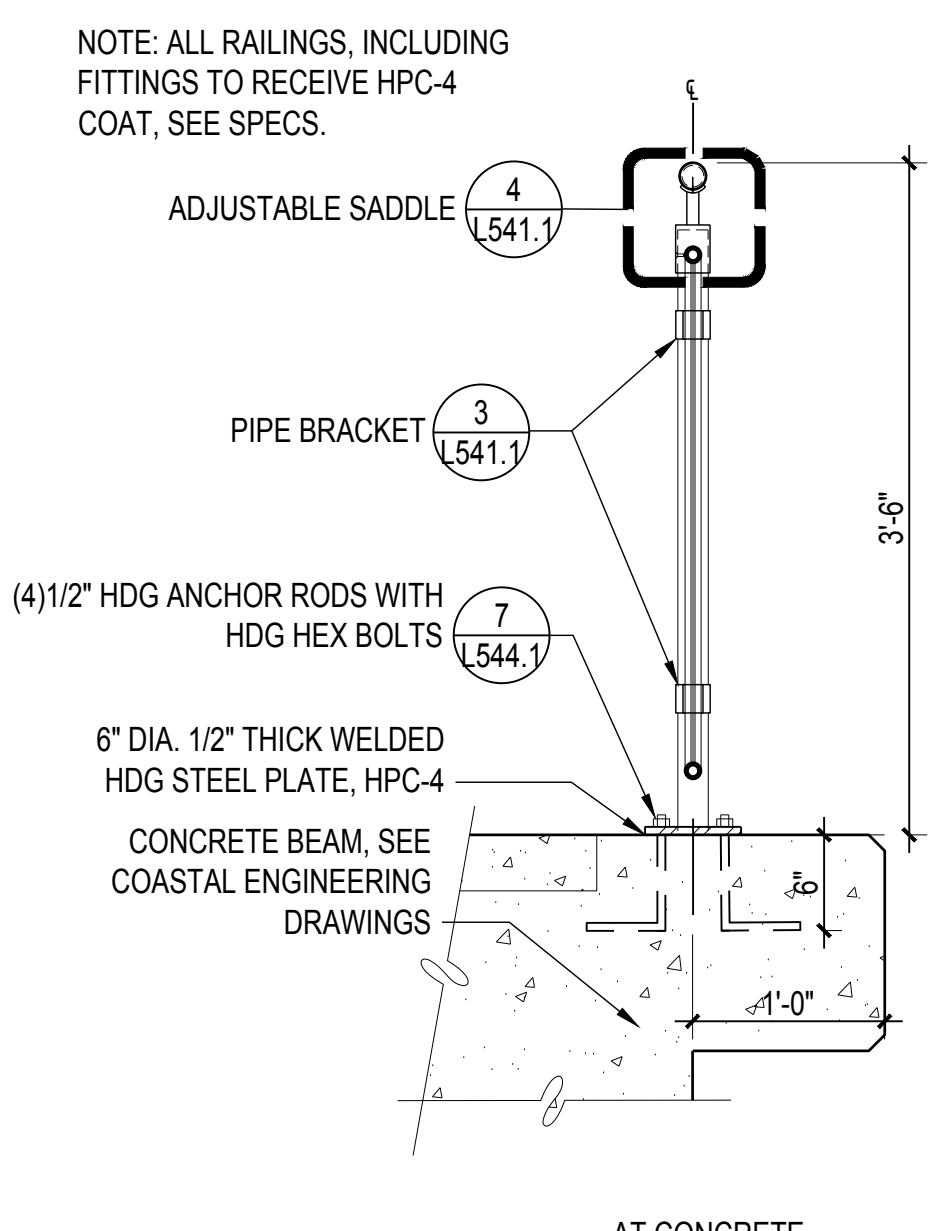
BID SET	
DRAWN BY	CHECKED BY
DATE	GGN PROJECT #
7/01/2021	1608

## RAILING DETAILS

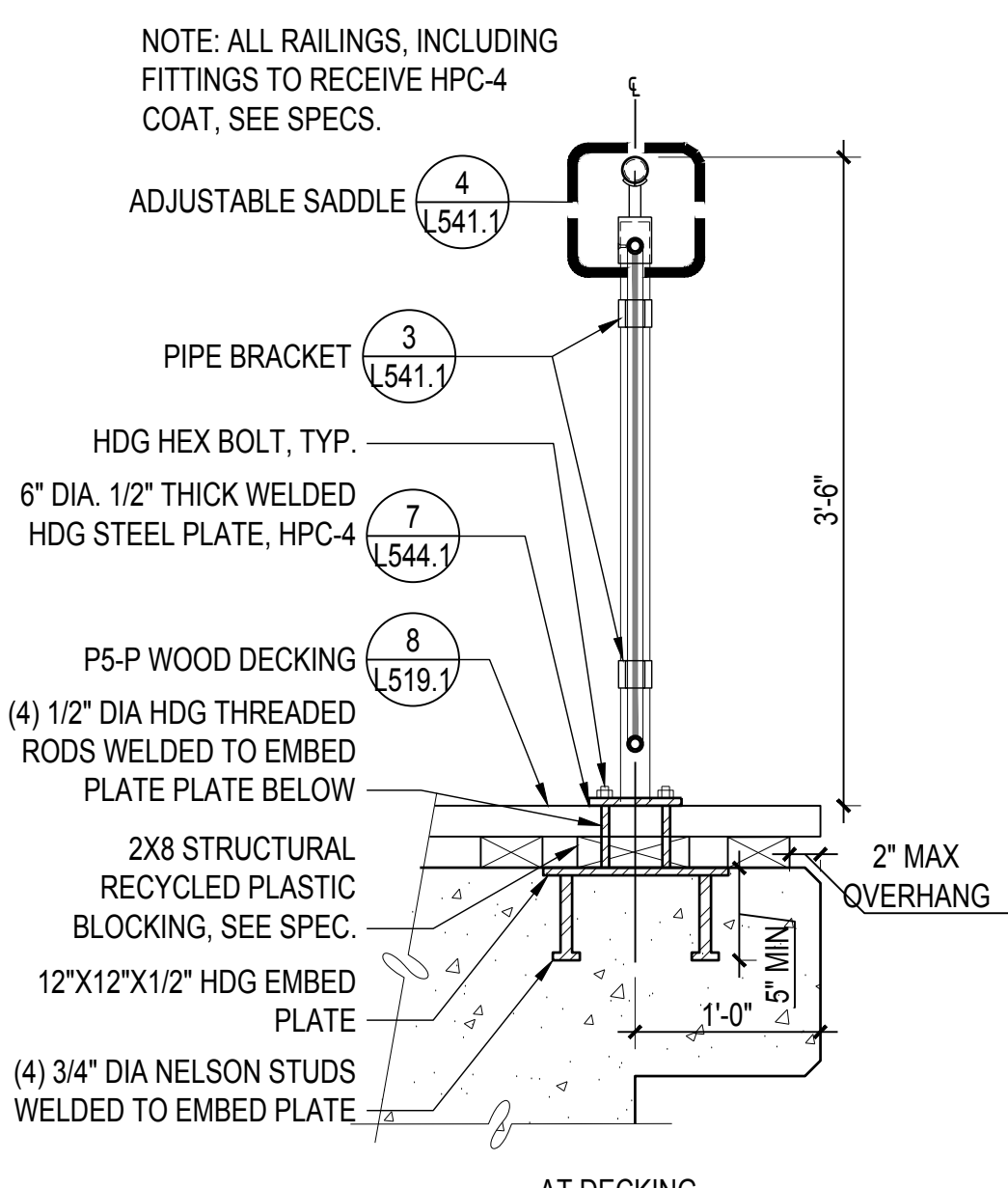
# L541.1



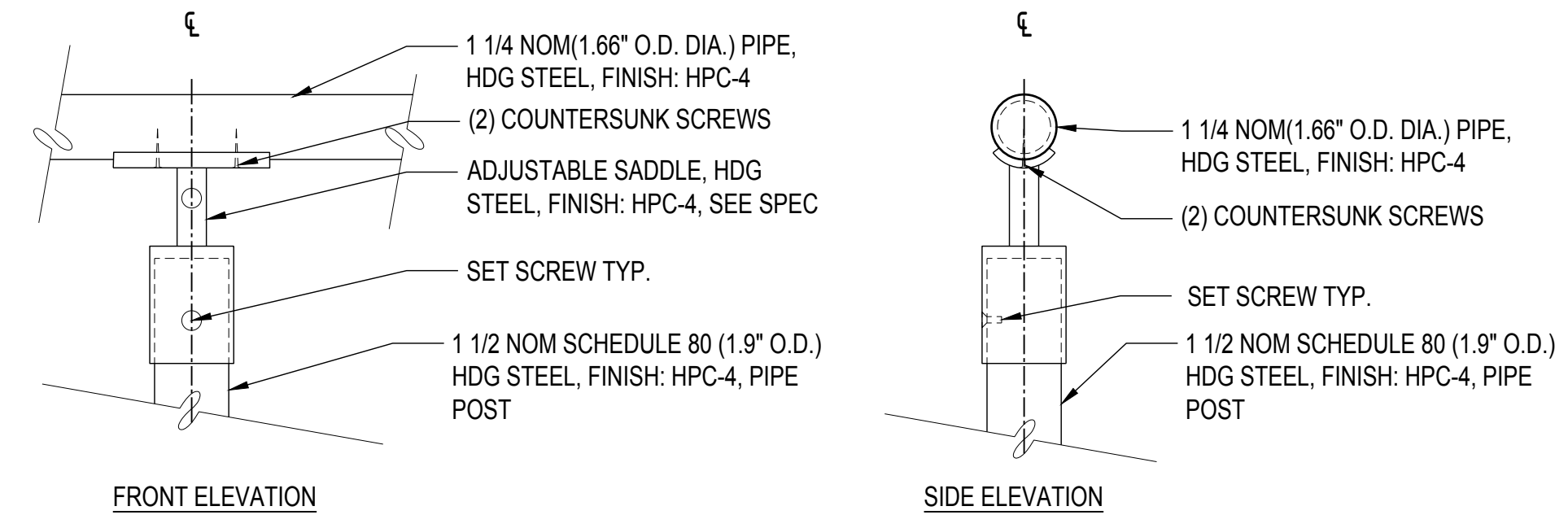
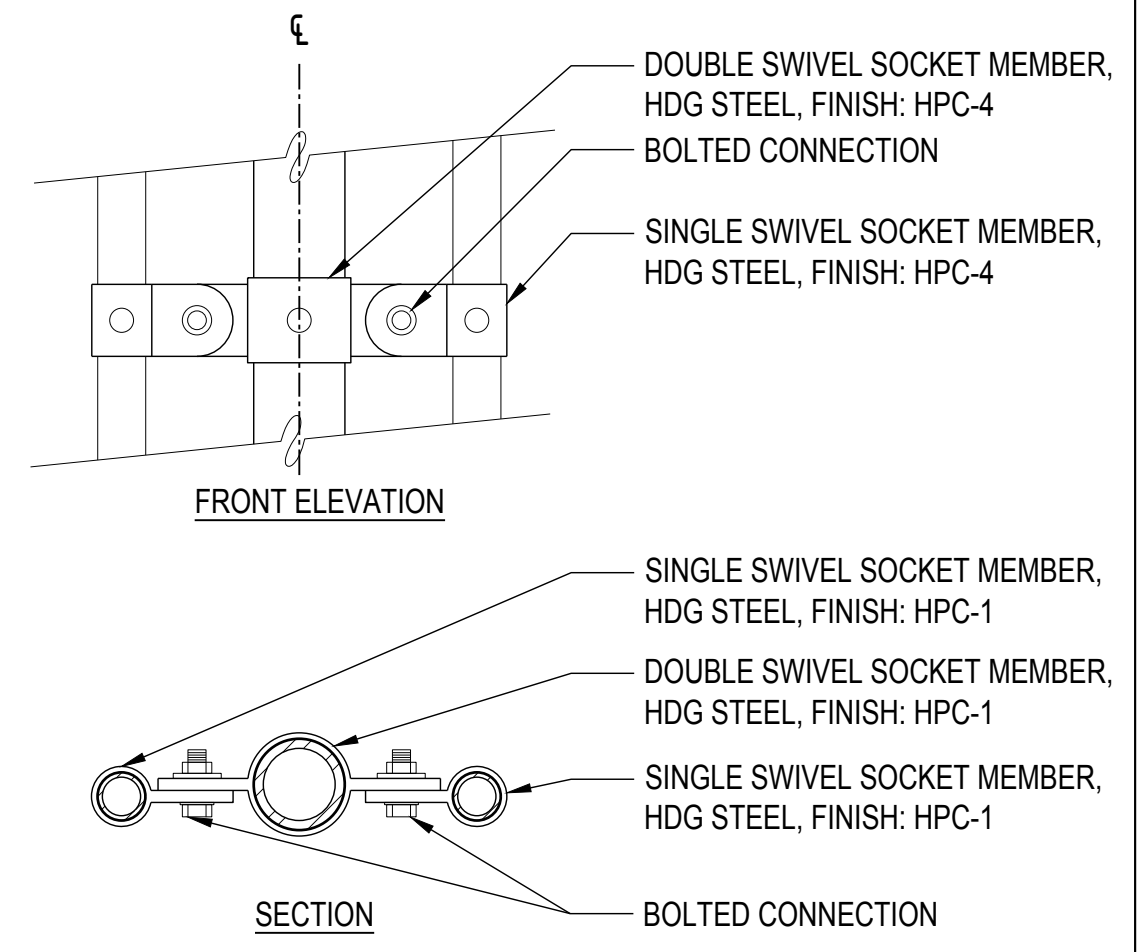
**1** ELEV: GUARDRAIL R2  
SCALE: 1" = 1'-0"



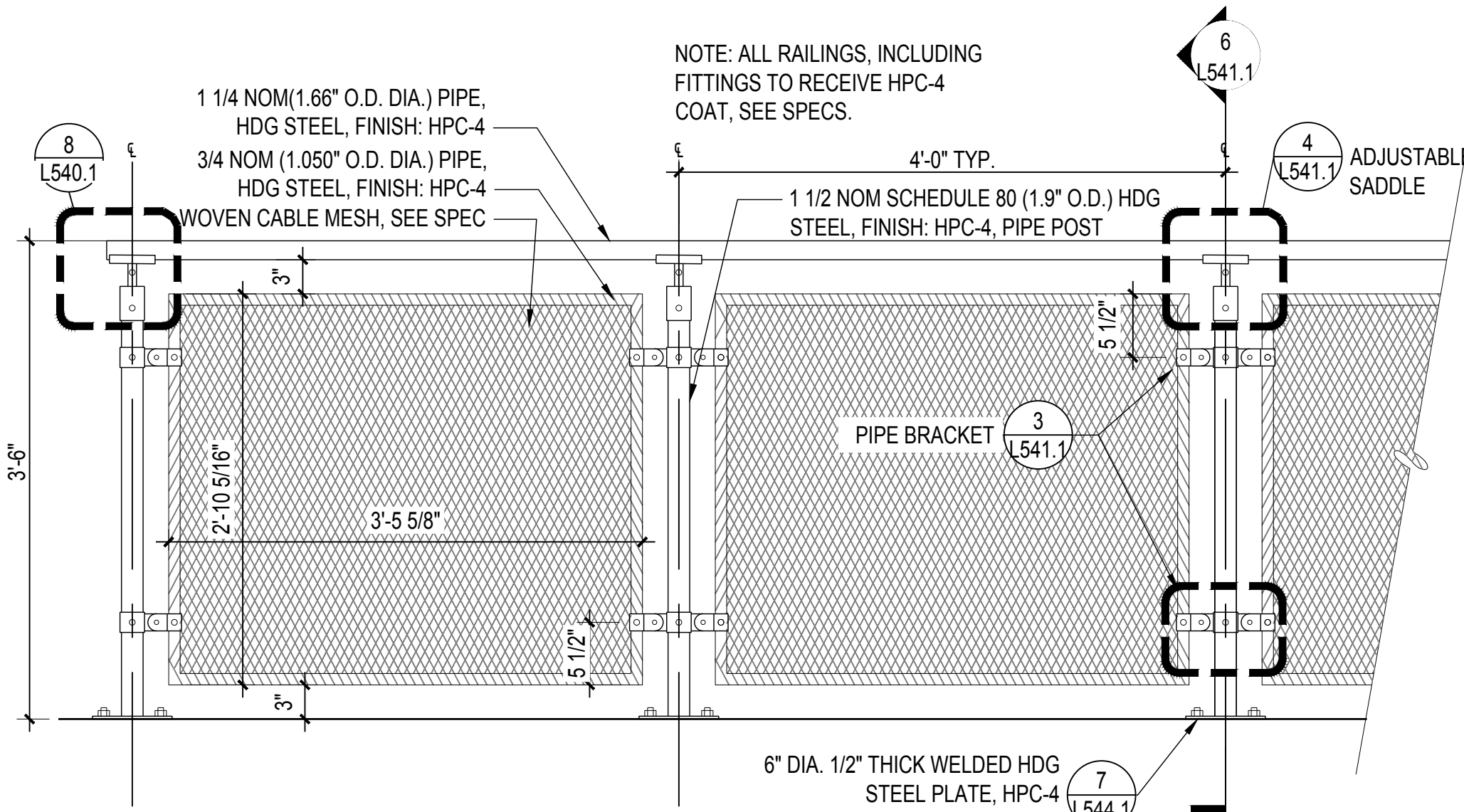
**2** SECT: GUARDRAIL R2 @ PIER  
SCALE: 1" = 1'-0"



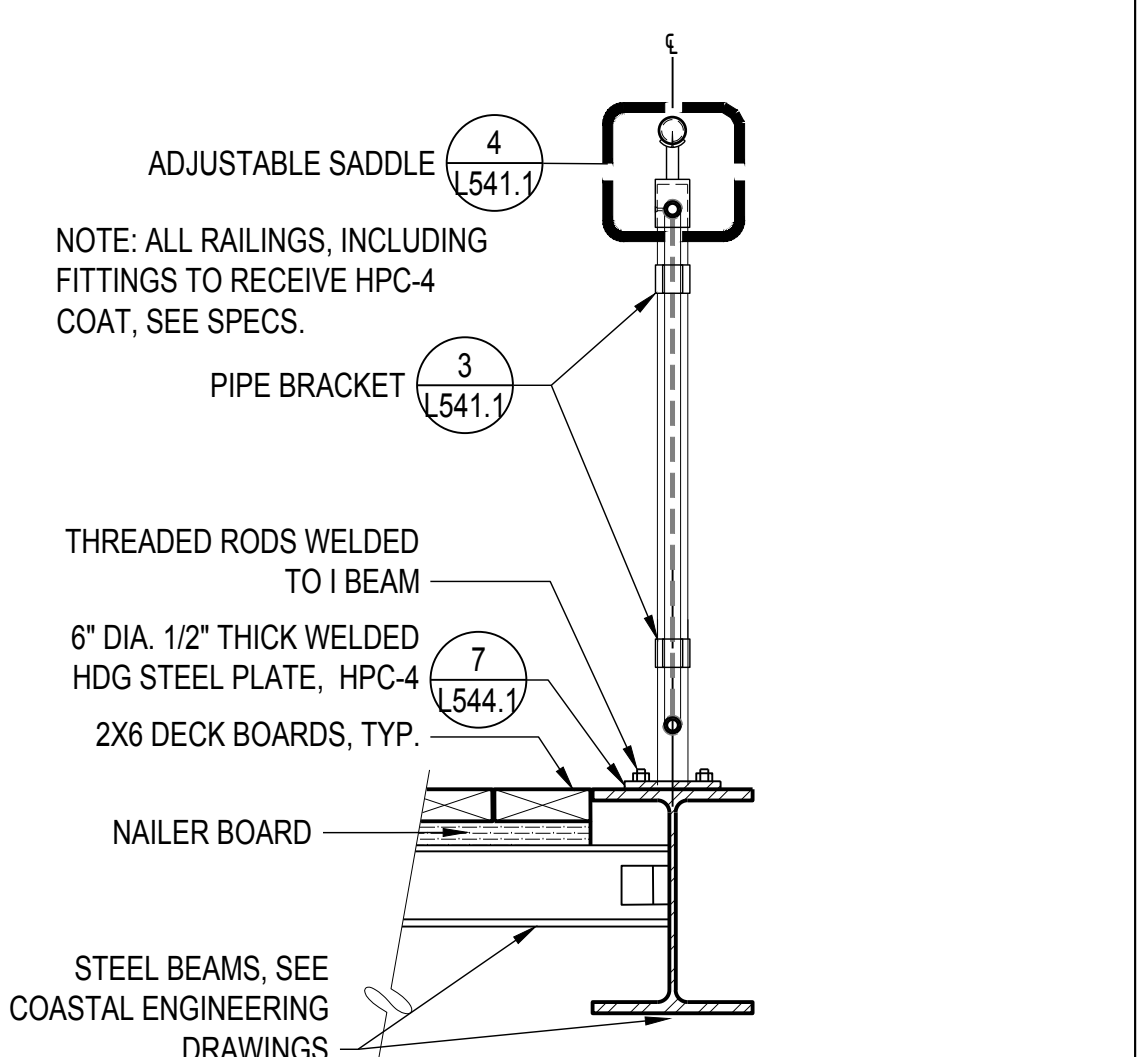
**3** DET: PIPE BRACKET  
SCALE: 3" = 1'-0"



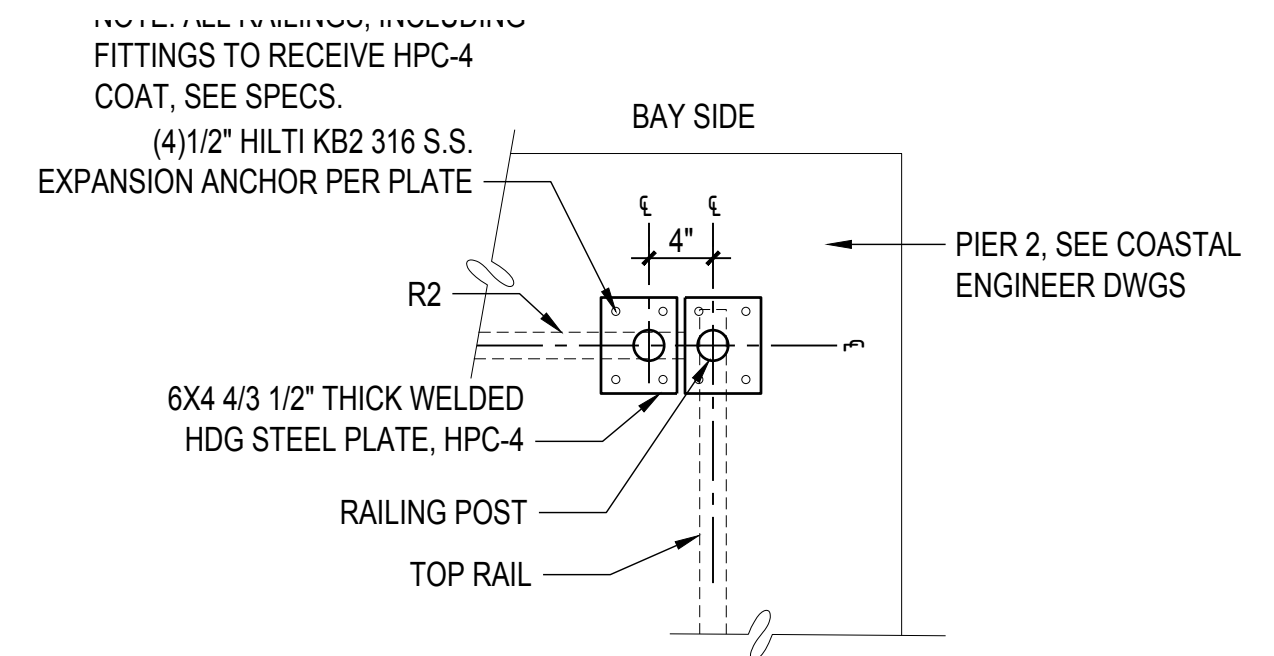
**4** DET: ADJUSTABLE SADDLE, R2 & R3  
SCALE: 3" = 1'-0"



**5** ELEV: GUARDRAIL R3  
SCALE: 1" = 1'-0"



**6** SECT: GUARDRAIL R3  
SCALE: 1" = 1'-0"



**7** DET: R2 POST @ CORNER  
SCALE: 1" = 1'-0"



**900 INNES  
PARK DEVELOPMENT**

CITY AND COUNTY OF SAN FRANCISCO  
RECREATION AND PARKS DEPARTMENT  
49 SOUTH VAN NESS AVENUE, SUITE 1220  
SAN FRANCISCO, CA 94103  
PH. 415-831-2700



THE TRUST FOR PUBLIC LAND  
101 MONTGOMERY STREET  
SUITE 900  
SAN FRANCISCO, CA 94104  
PH. 415-495-4014



PRIME CONSULTANT / LANDSCAPE ARCHITECT  
GUSTAFSON GUTHRIE NICHOL  
PH. 206-903-8802

CIVIL ENGINEER  
SHERWOOD DESIGN ENGINEERS  
PH. 415-348-9650

ARCHITECT  
JENSEN ARCHITECTS  
PH. 415-348-9650  
ECOLOGICAL RESTORATION  
RANA CREEK  
PH. 831-659-3820

STRUCTURAL ENGINEER  
JON BRODY STRUCTURAL ENGINEERS  
PH. 415-296-9494

COASTAL ENGINEER  
MOFFATT AND NICHOL  
PH. 925-944-5411

LIGHTING  
NITEO CALIFORNIA  
PH. 415-666-2232

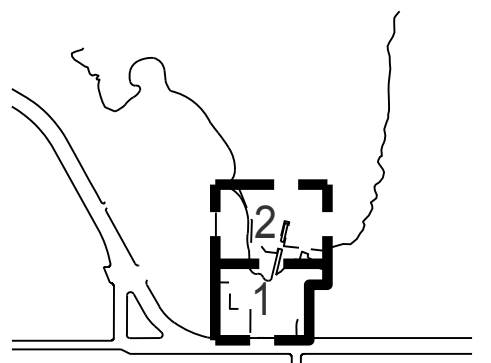
MEP & IT  
INTERFACE ENGINEERING  
PH. 415-489-7240

GEOTECHNICAL ENGINEER  
AGS, INC  
PH. 415-957-9240

SECURITY CONSULTANT  
ZBETA CONSULTING  
PH. 415-259-0422

FOR OFFICIAL USE

KEY PLAN



**REVISIONS:**

NO.	DATE	DESCRIPTION

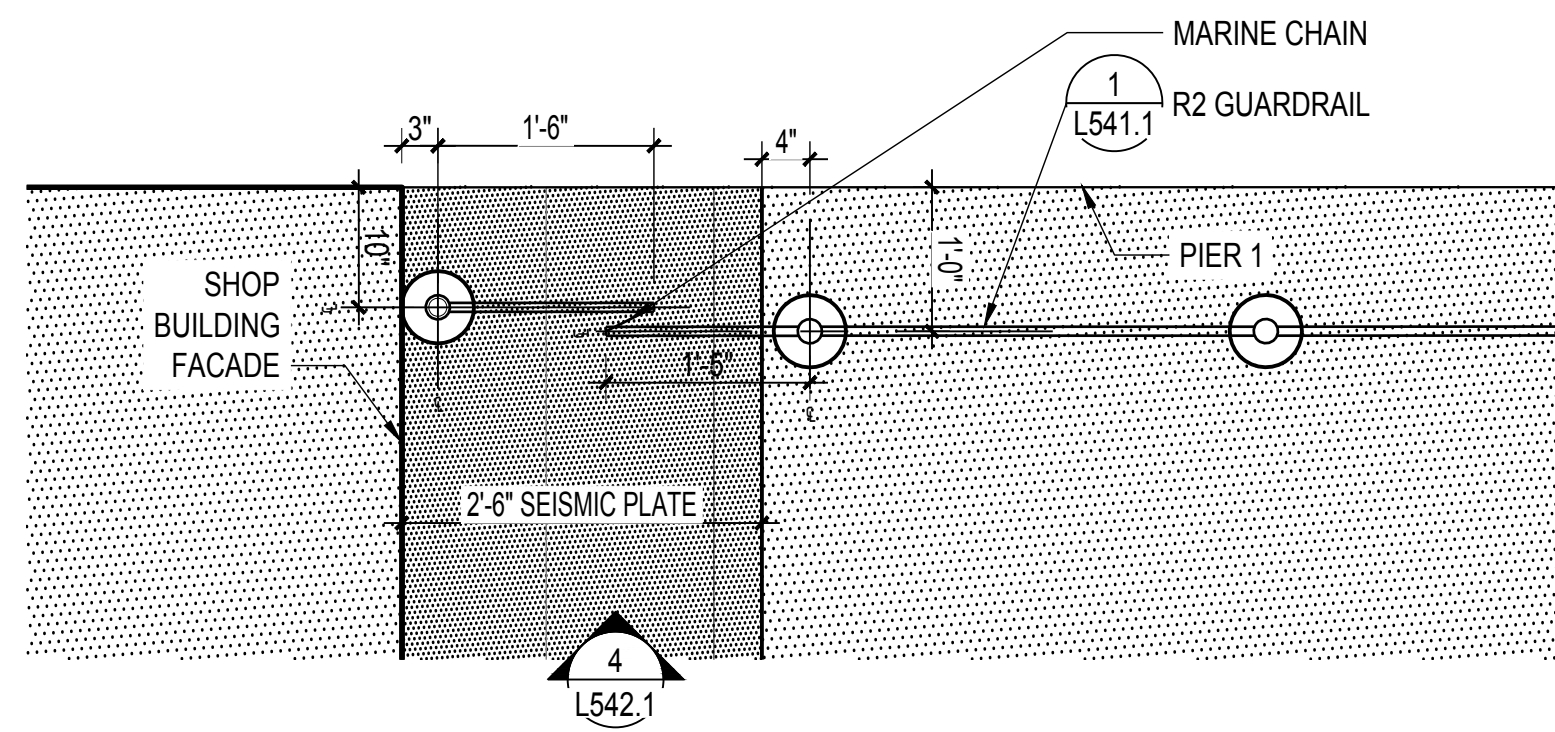
ISSUANCE

**BID SET**

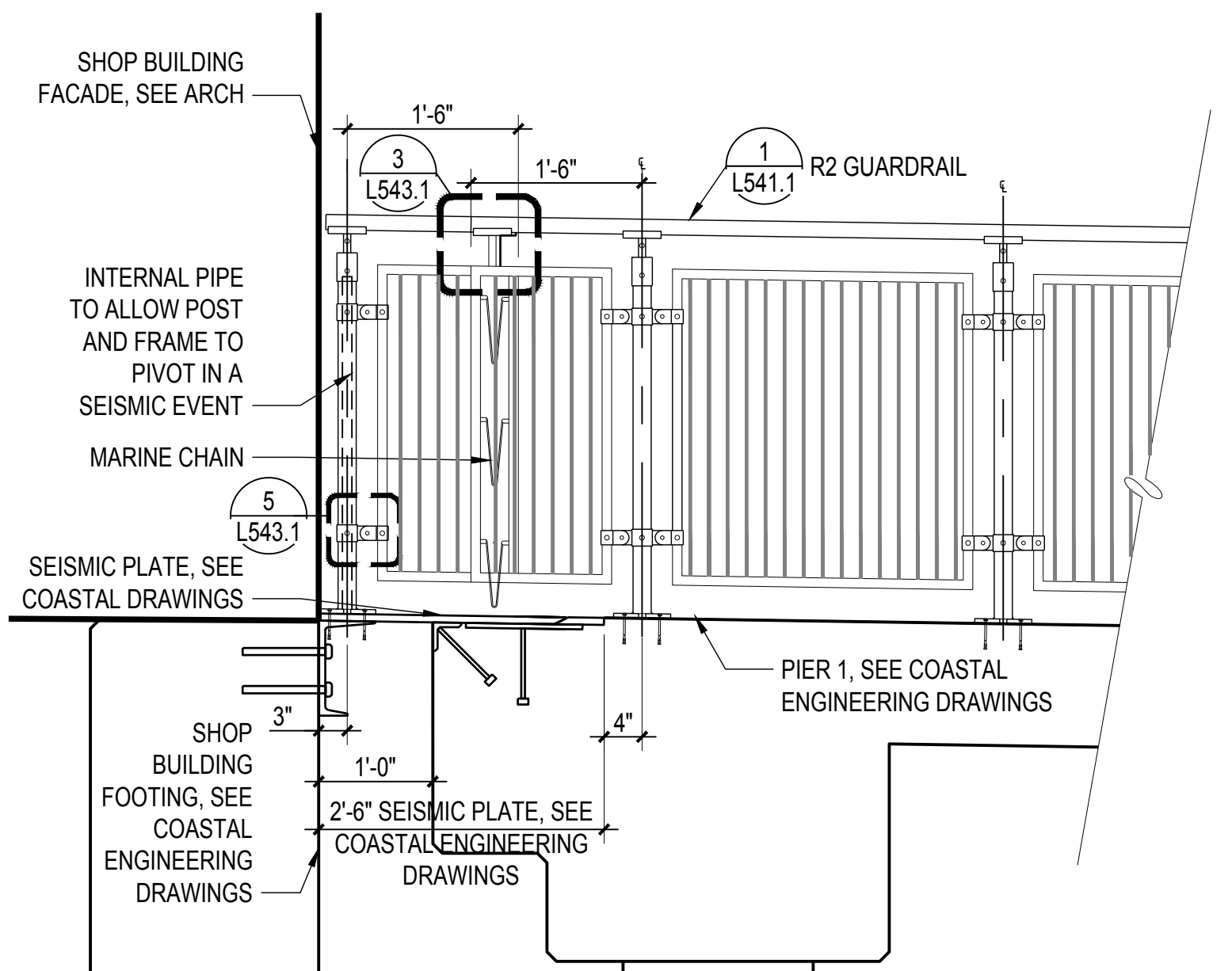
DRAWN BY	CHECKED BY
DATE	GGN PROJECT #
7/01/2021	1608

**RAILING  
DETAILS**

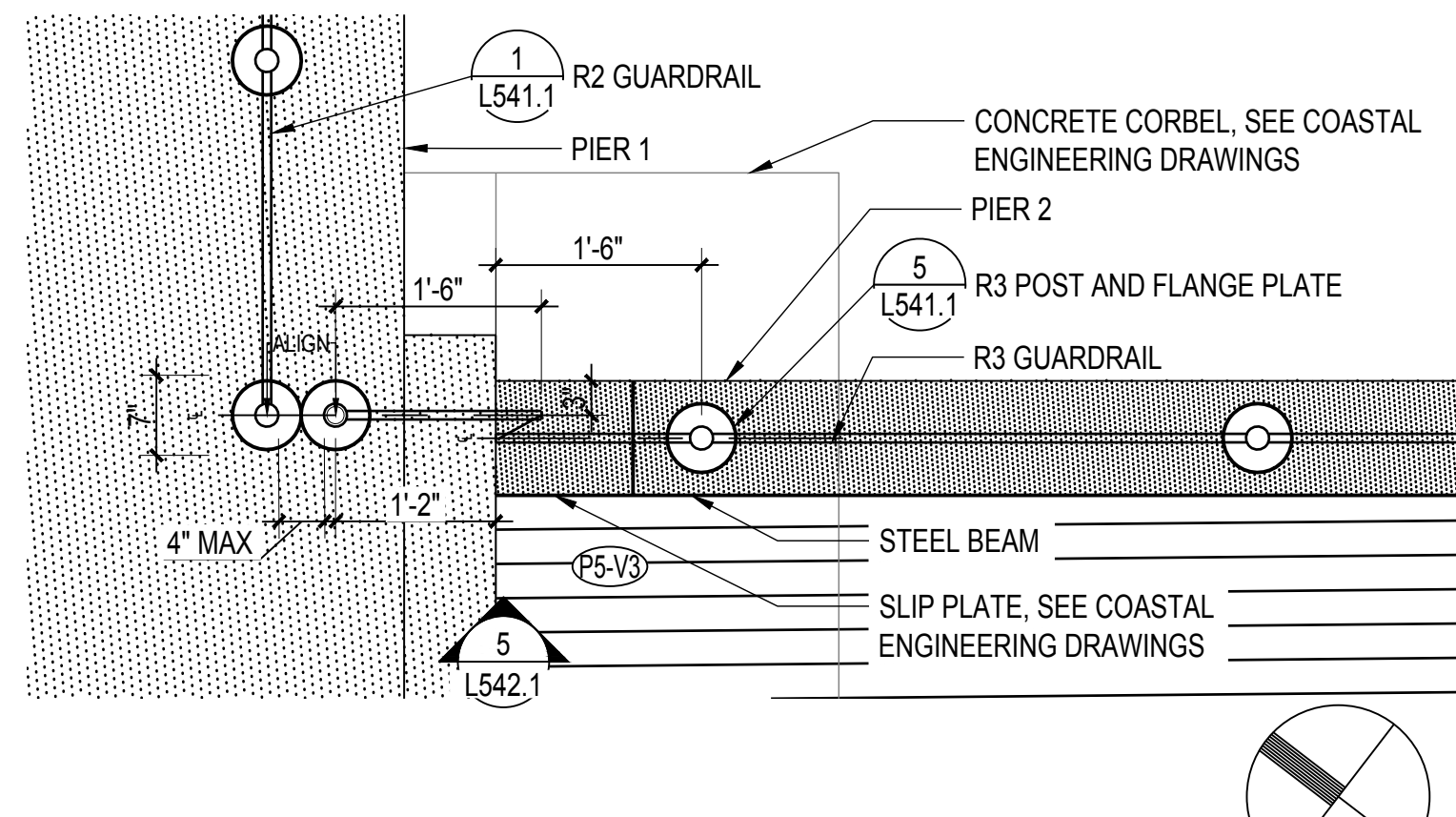
**L542.1**



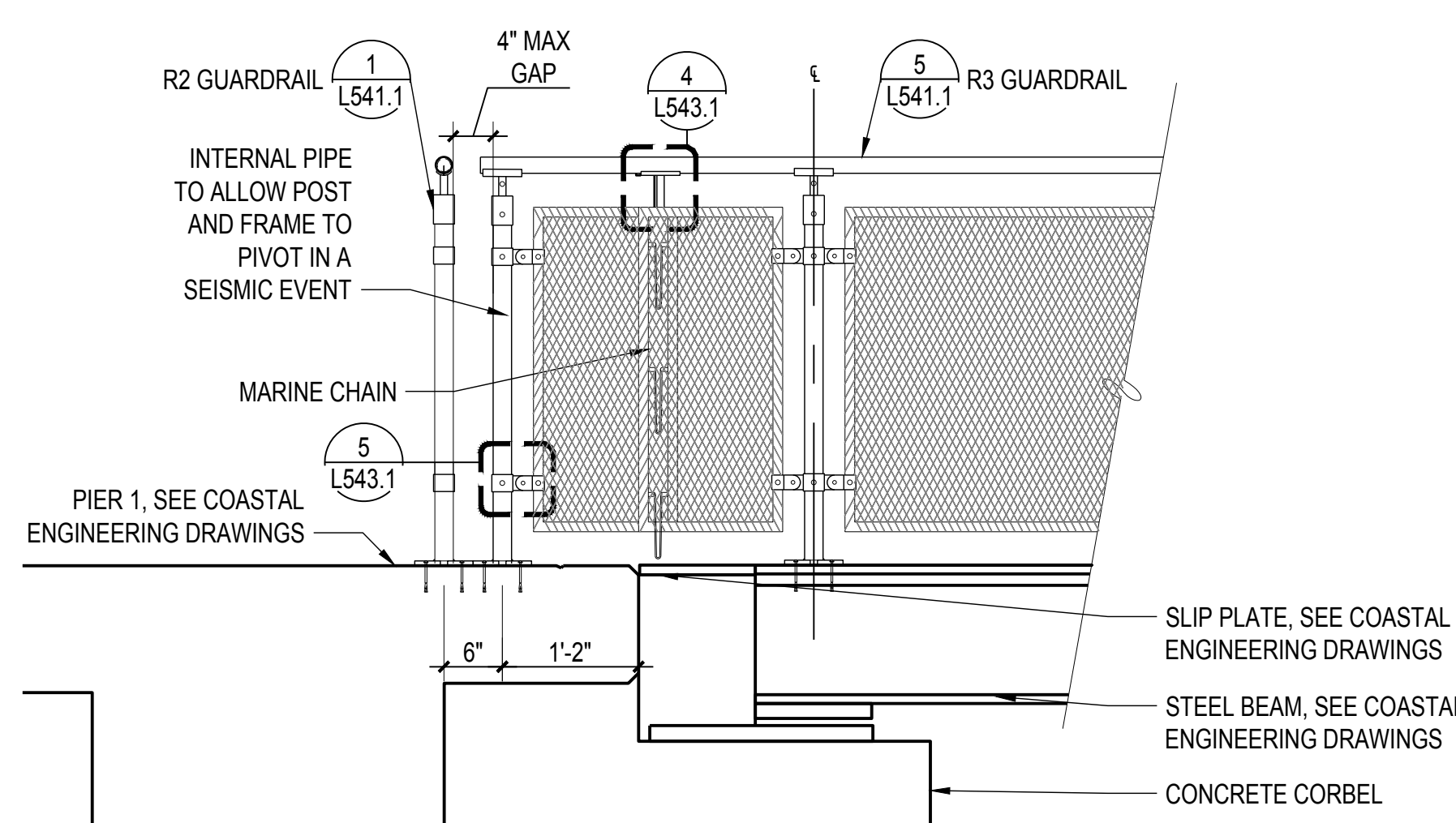
**1 PLAN: R2 AT SEISMIC JOINT AT SHOP BUILDING**  
SCALE: 3/4" = 1"



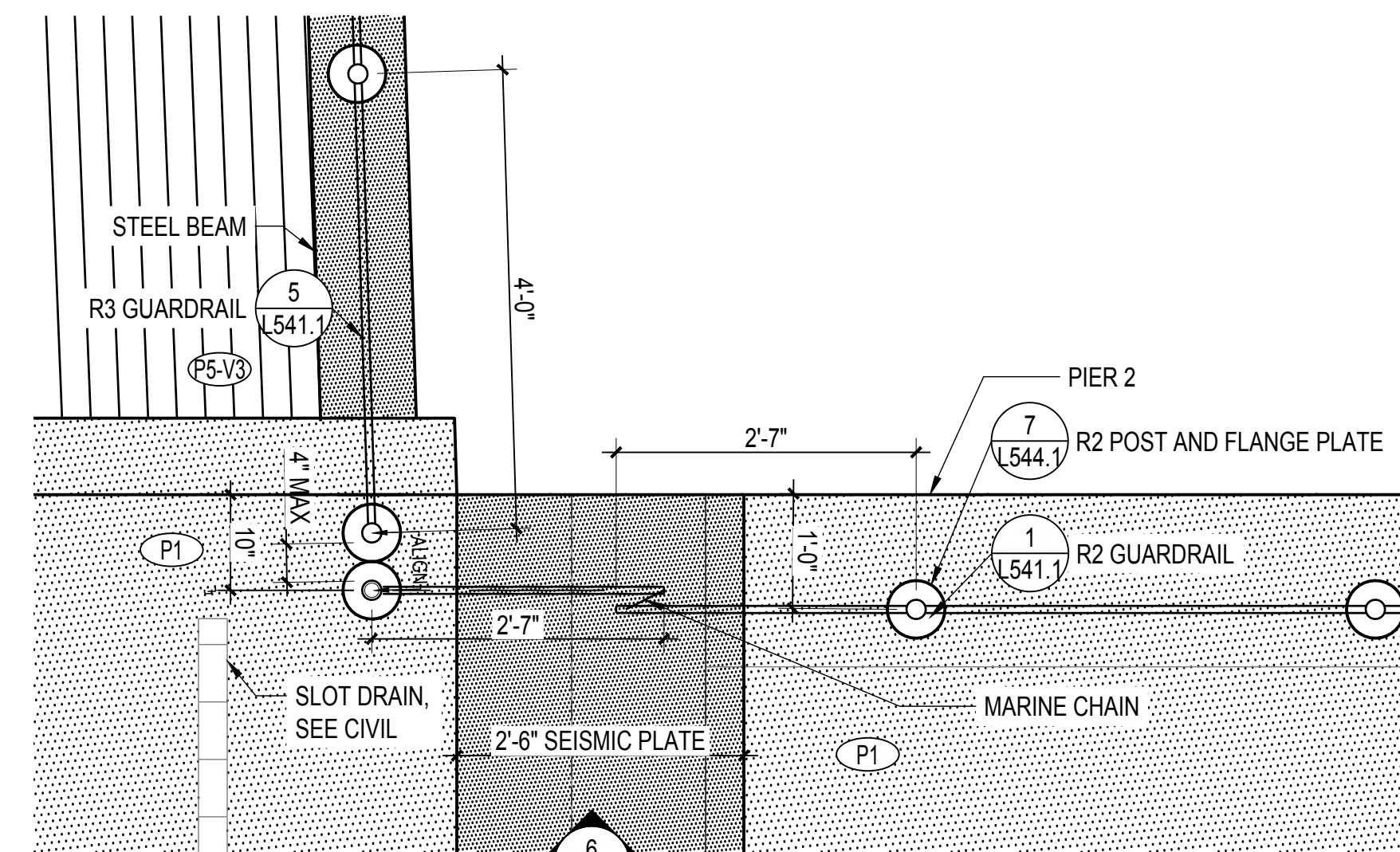
**4 DETL: R2 AT SEISMIC JOINT AT SHOP BUILDING**  
SCALE: 3/4" = 1"



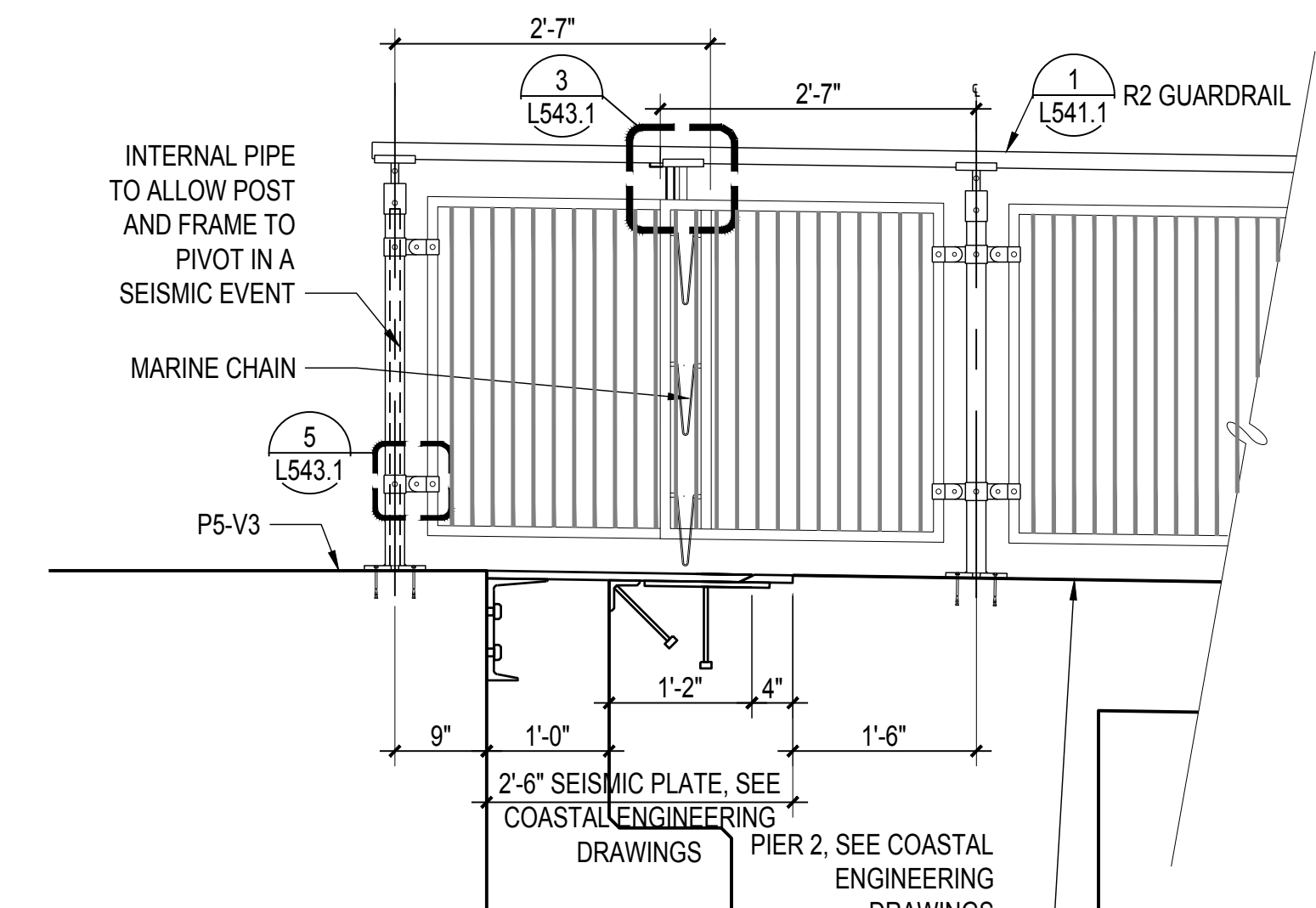
**2 PLAN: R2 AND R3 AT SEISMIC JOINT AT PIER 1**  
SCALE: 3/4" = 1"



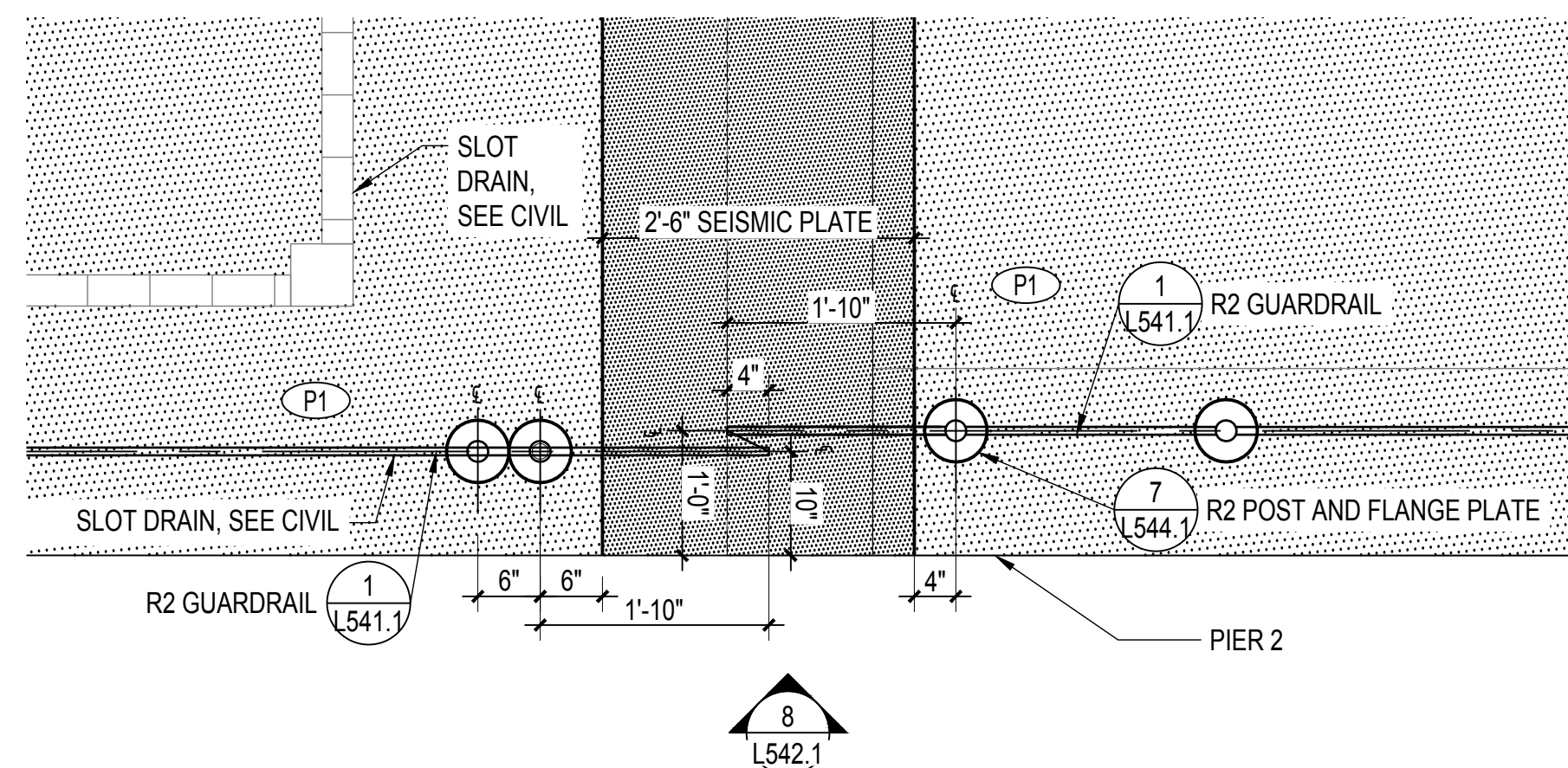
**5 DETL: R2 AND R3 AT SEISMIC JOINT AT PIER 1**  
SCALE: 3/4" = 1"



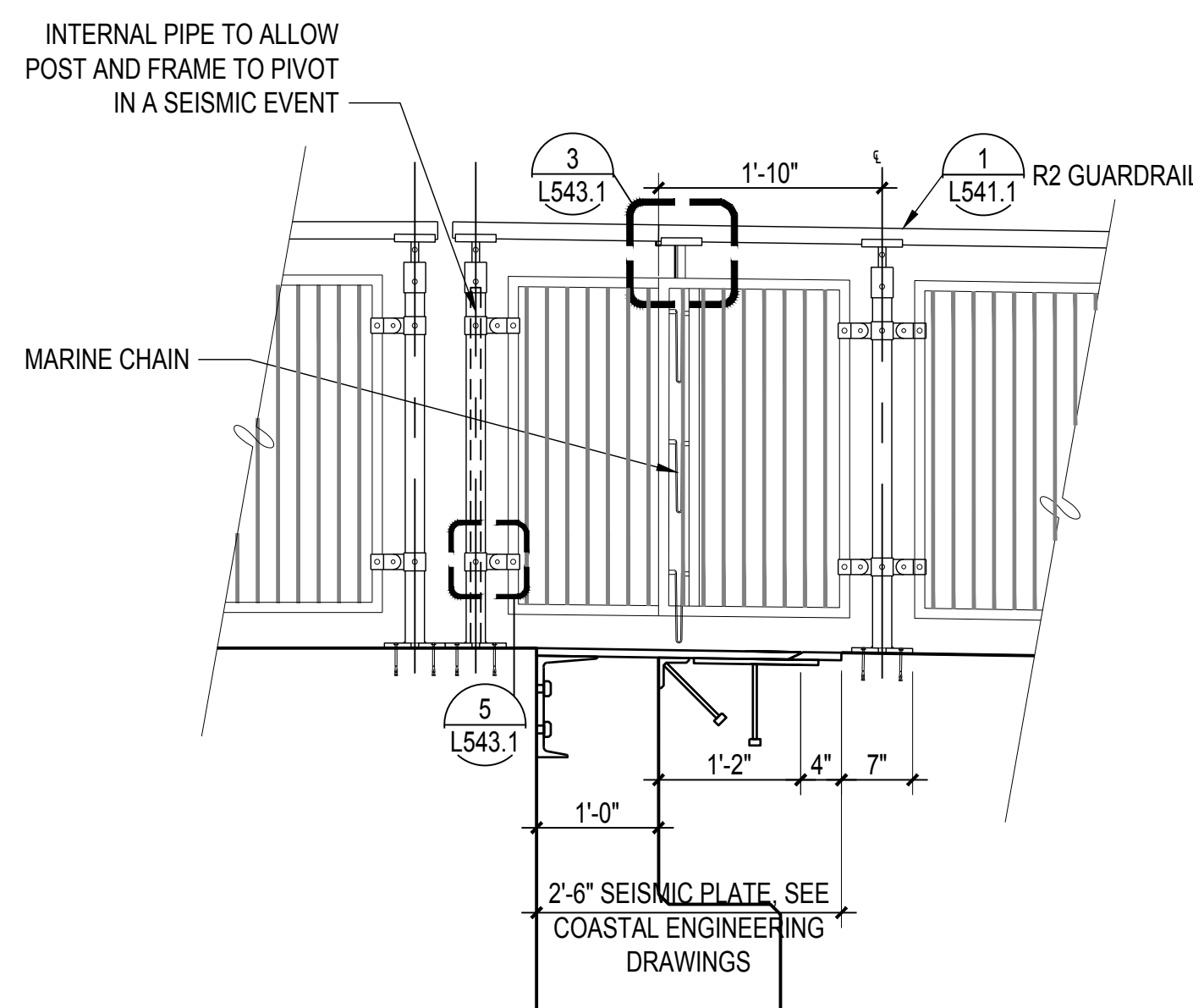
**3 PLAN: R2 AT SEISMIC JOINT AT WEST SIDE OF PIER 2**  
SCALE: 3/4" = 1"



**6 DETL: R2 AT SEISMIC JOINT AT WEST SIDE OF PIER 2**  
SCALE: 3/4" = 1"



**7 PLAN: R2 AT SEISMIC JOINT AT EAST SIDE OF PIER 2**  
SCALE: 3/4" = 1"



**8 DETL: R2 AT SEISMIC JOINT AT EAST SIDE OF PIER 2**  
SCALE: 3/4" = 1"

# 900 INNES PARK DEVELOPMENT

CITY AND COUNTY OF SAN FRANCISCO  
RECREATION AND PARKS DEPARTMENT  
49 SOUTH VAN NESS AVENUE, SUITE 1220  
SAN FRANCISCO, CA 94103  
PH. 415-831-2700



THE TRUST FOR PUBLIC LAND  
101 MONTGOMERY STREET  
SUITE 900  
SAN FRANCISCO, CA 94104  
PH. 415-495-4014



PRIME CONSULTANT / LANDSCAPE ARCHITECT  
GUSTAFSON GUTHRIE NICHOL  
PH. 206-903-6802

CIVIL ENGINEER  
SHERWOOD DESIGN ENGINEERS  
PH. 415-348-9650

ARCHITECT  
JENSEN ARCHITECTS  
PH. 415-348-9650

ECOLOGICAL RESTORATION  
RANA CREEK  
PH. 831-659-3820

STRUCTURAL ENGINEER  
JON BRODY STRUCTURAL ENGINEERS  
PH. 415-296-9494

COASTAL ENGINEER  
MOFFATT AND NICHOL  
PH. 925-944-5411

LIGHTING  
NITEO CALIFORNIA  
PH. 415-666-2232

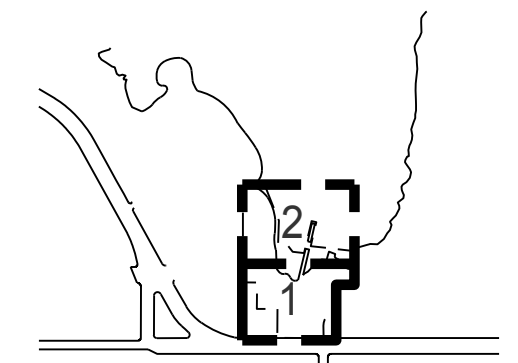
MEP & IT  
INTERFACE ENGINEERING  
PH. 415-489-7240

GEOTECHNICAL ENGINEER  
AGS, INC.  
PH. 415-957-9240

SECURITY CONSULTANT  
ZBETA CONSULTING  
PH. 415-259-0422

FOR OFFICIAL USE

KEY PLAN



## REVISIONS:

NO.	DATE	DESCRIPTION

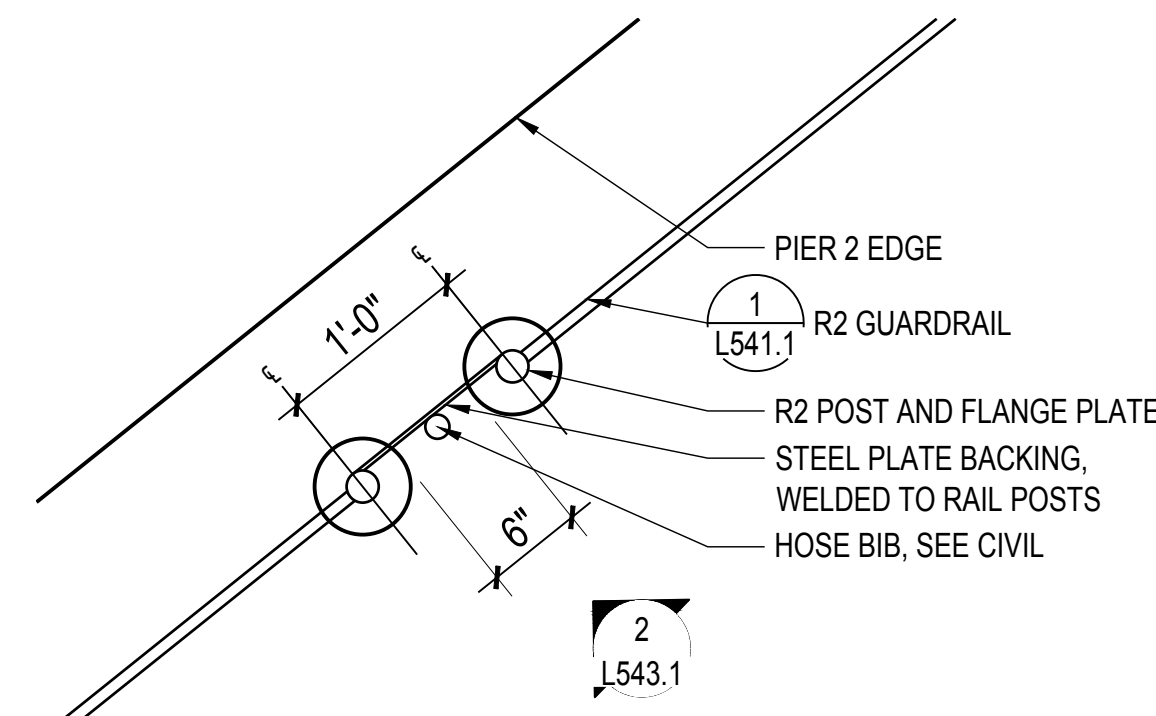
ISSUANCE

## BID SET

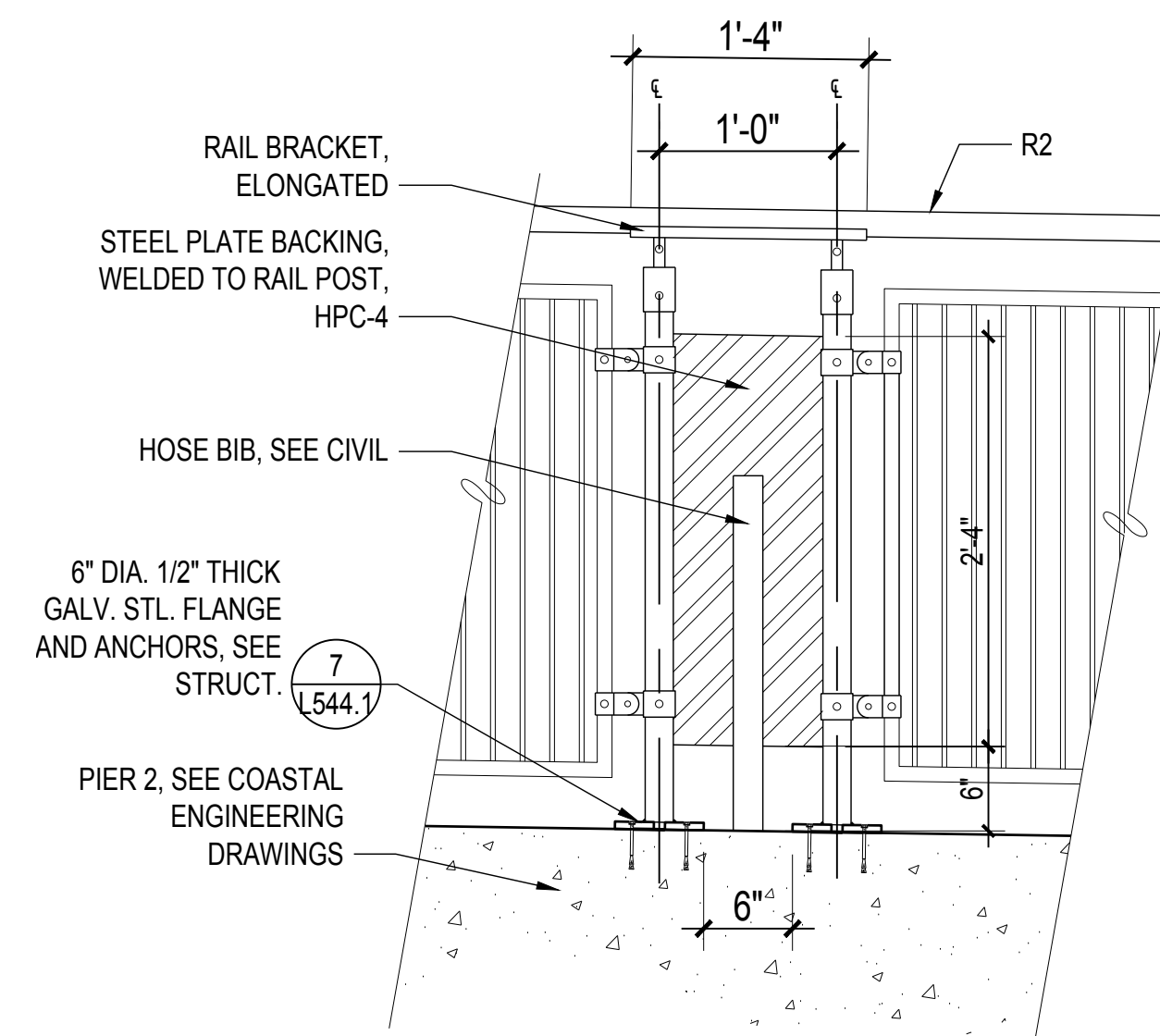
DRAWN BY	CHECKED BY
DATE	GGN PROJECT #
7/01/2021	1608

## RAILING DETAILS

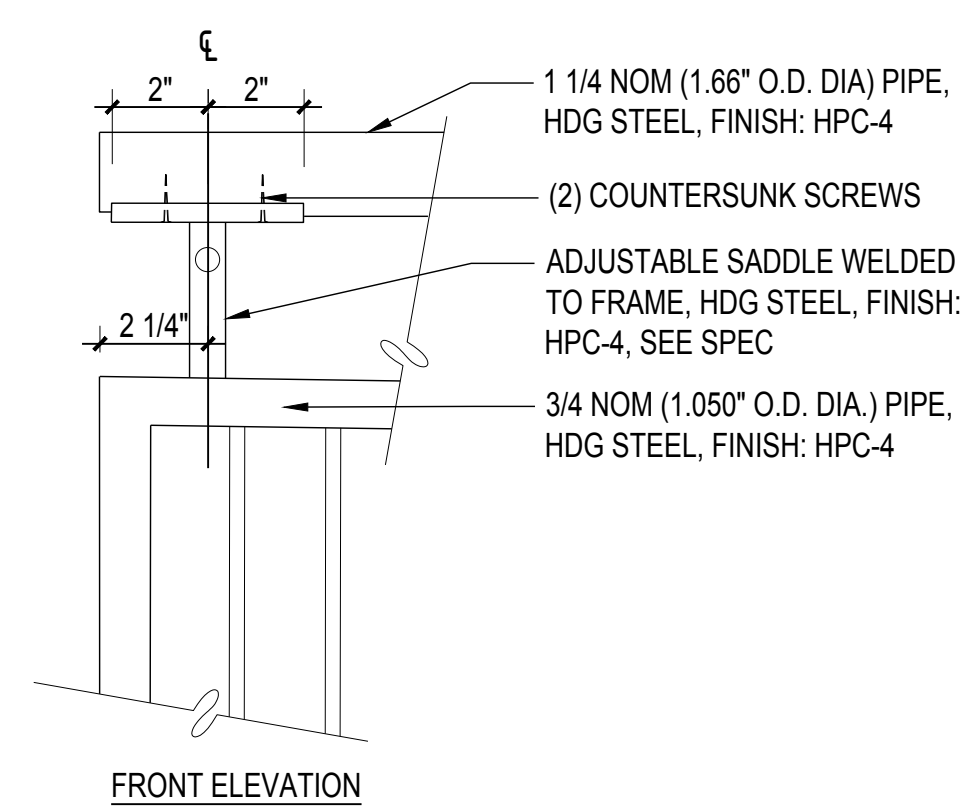
# L543.1



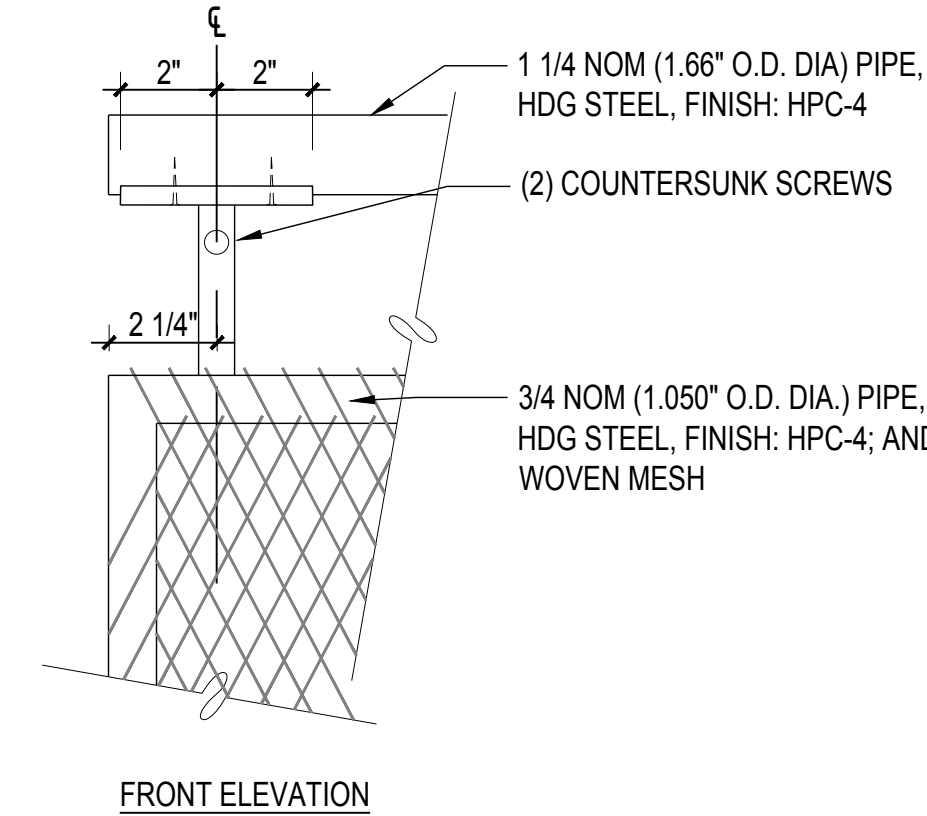
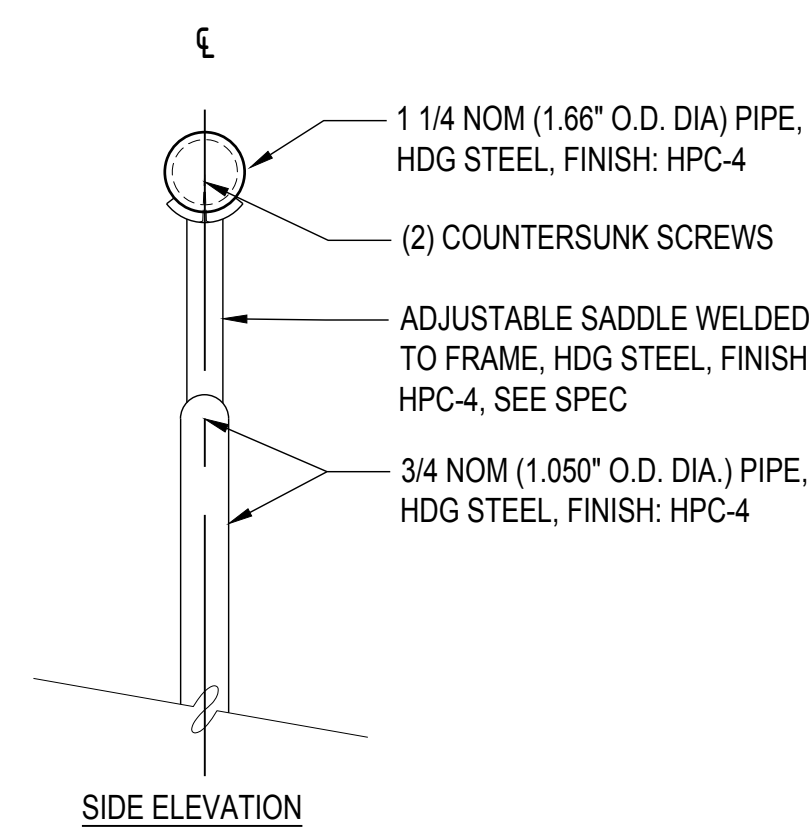
**1 PLAN: R2 GUARDRAIL AT HOSEBIB ON PIER 2**  
SCALE: 1" = 1'



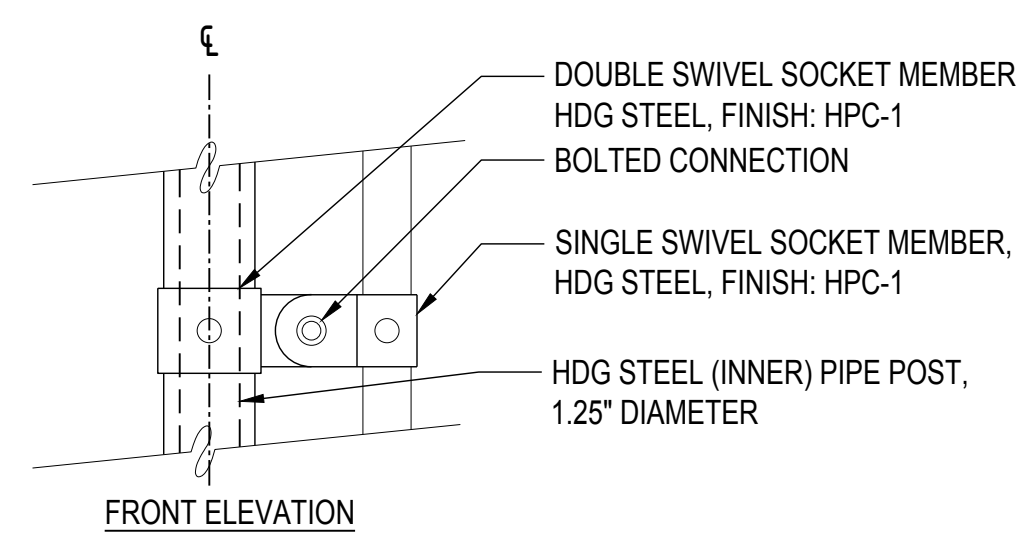
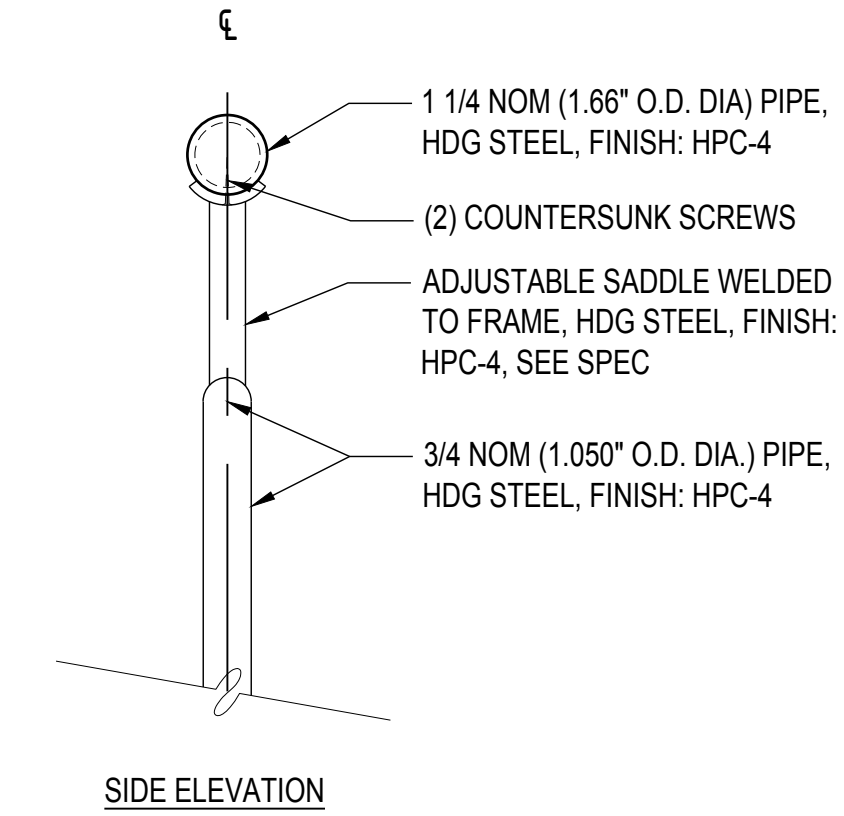
**2 ELEV: R2 GUARDRAIL AT HOSEBIB**  
SCALE: 1" = 1'



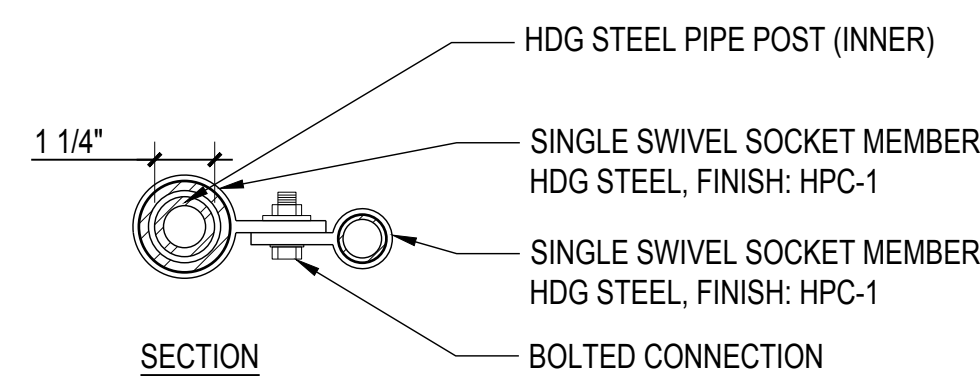
**3 DETL: R2 RAIL BRACKET AT SEISMIC JOINT**  
SCALE: 3" = 1'



**4 DETL: R3 RAIL BRACKET AT SEISMIC JOINT**  
SCALE: 3" = 1'



**5 PLAN: R2 AND R3 POST AT SEISMIC JOINT**  
SCALE: 3" = 1'



# 900 INNES PARK DEVELOPMENT

CITY AND COUNTY OF SAN FRANCISCO  
RECREATION AND PARKS DEPARTMENT  
49 SOUTH VAN NESS AVENUE, SUITE 1220  
SAN FRANCISCO, CA 94103  
PH. 415-831-2700

THE TRUST FOR PUBLIC LAND  
101 MONTGOMERY STREET  
SUITE 900  
SAN FRANCISCO, CA 94104  
PH. 415-495-4014

PRIME CONSULTANT / LANDSCAPE ARCHITECT  
GUSTAFSON GUTHRIE NICHOL  
PH. 206-903-8802

CIVIL ENGINEER  
SHERWOOD DESIGN ENGINEERS  
PH. 415-348-9650

ARCHITECT  
JENSEN ARCHITECTS  
PH. 415-348-9650

ECOLOGICAL RESTORATION  
RANA CREEK  
PH. 831-659-3820

STRUCTURAL ENGINEER  
JON BRODY STRUCTURAL ENGINEERS  
PH. 415-296-9494

COASTAL ENGINEER  
MOFFATT AND NICHOL  
PH. 925-944-5411

LIGHTING  
NITEO CALIFORNIA  
PH. 415-666-2232

MEP & IT  
INTERFACE ENGINEERING  
PH. 415-489-7240

GEOTECHNICAL ENGINEER  
AGS, INC  
PH. 415-957-9240

SECURITY CONSULTANT  
ZBETA CONSULTING  
PH. 415-259-0422

FOR OFFICIAL USE

KEY PLAN

REVISIONS:

NO. DATE DESCRIPTION

ISSUANCE

BID SET

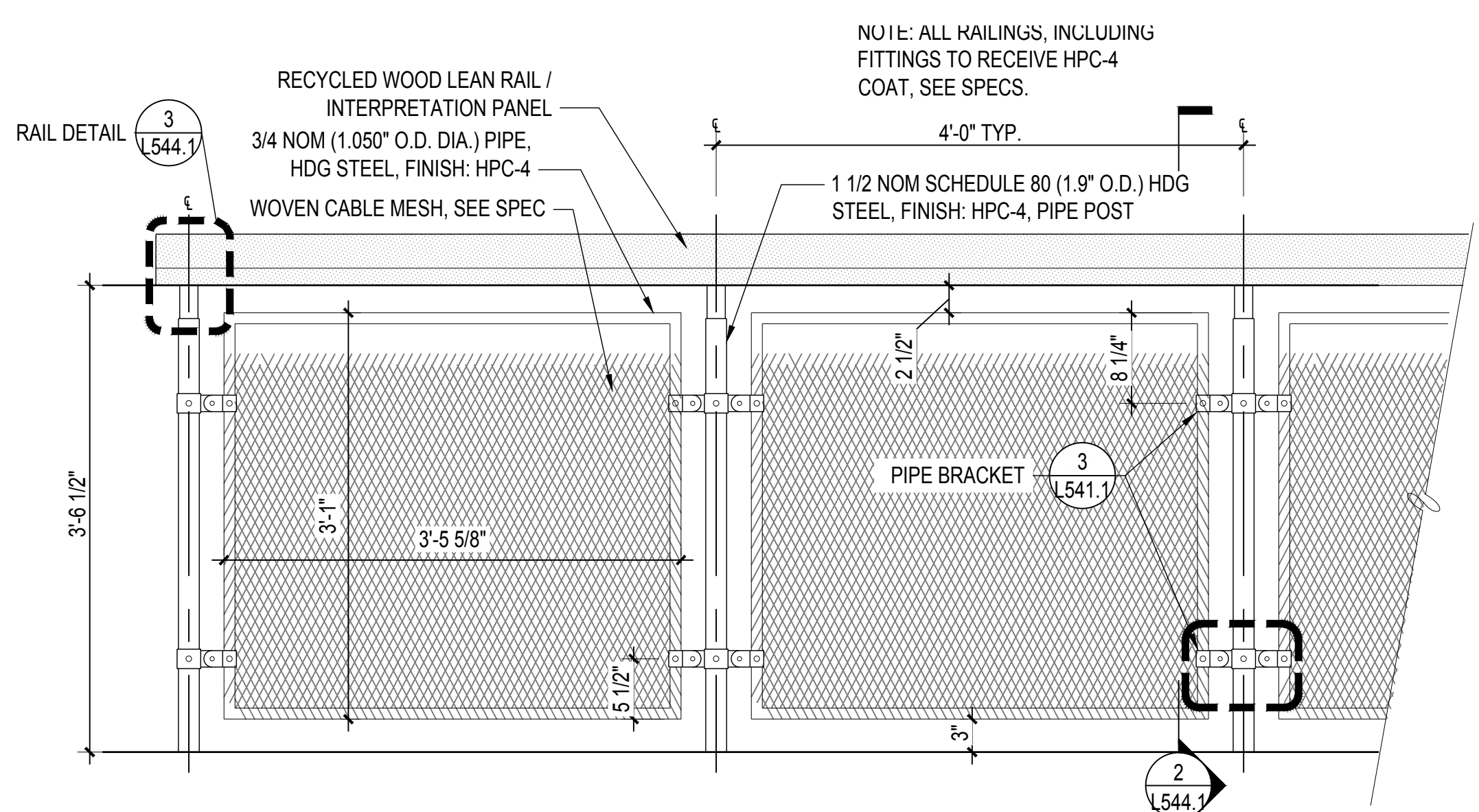
DRAWN BY CHECKED BY

DATE GGN PROJECT #

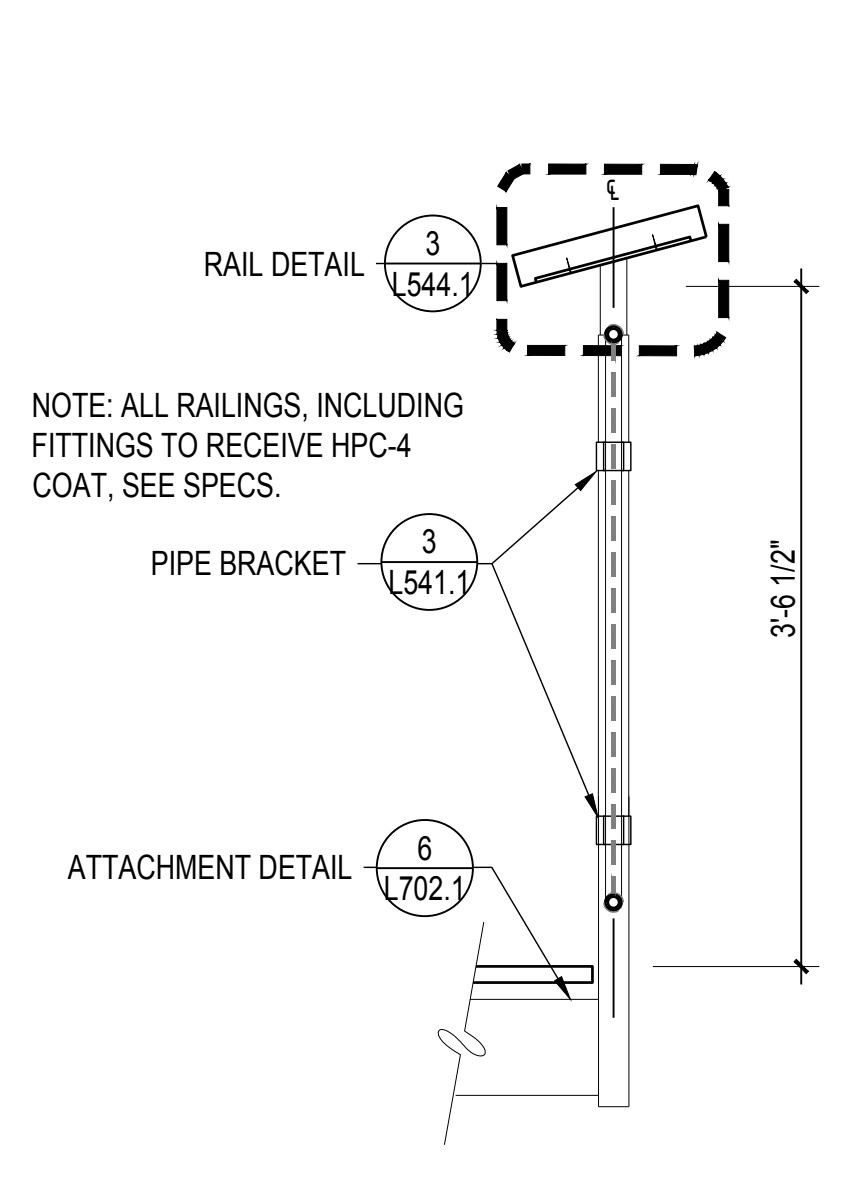
7/01/2021 1608

RAILING  
DETAILS

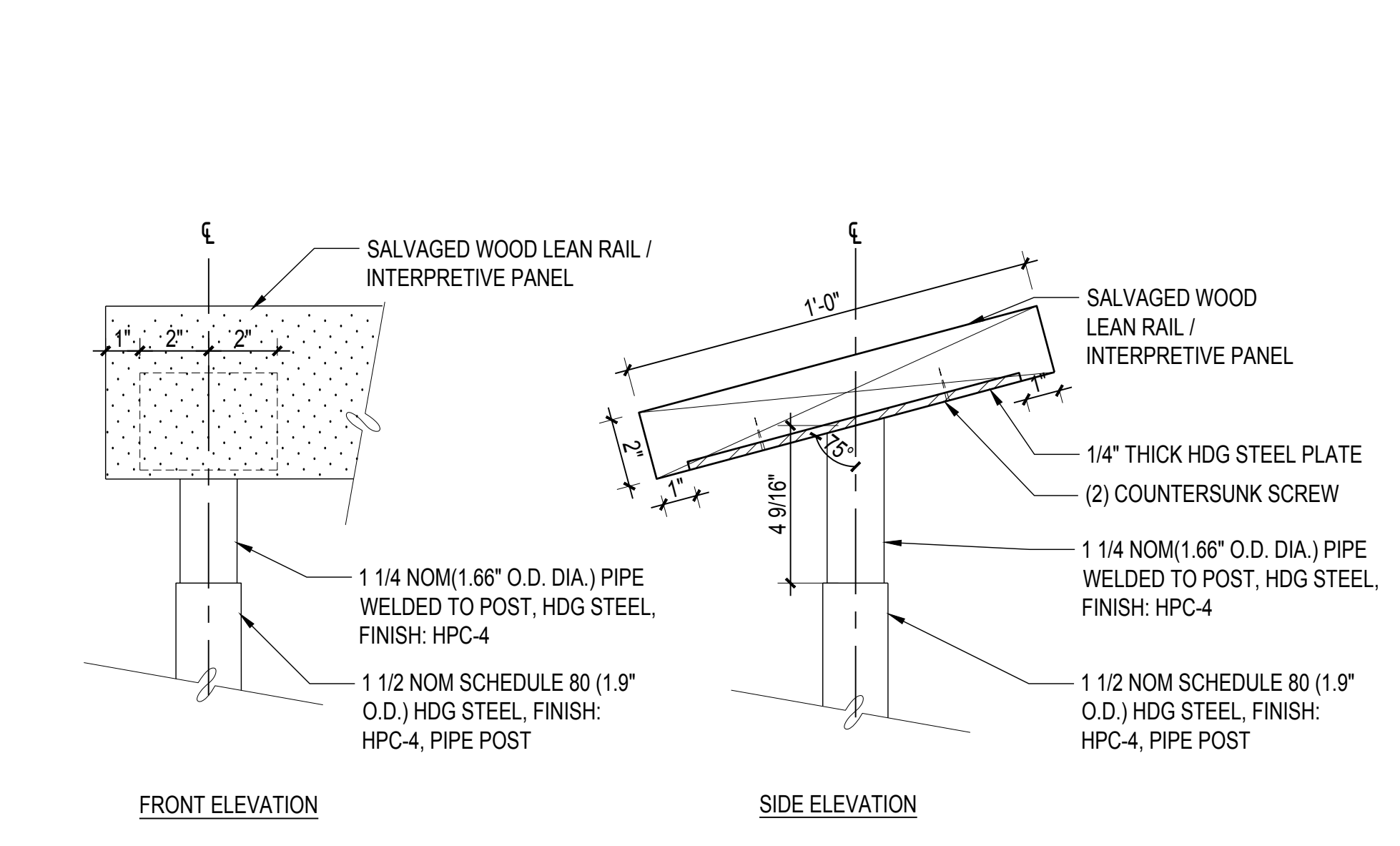
L544.1



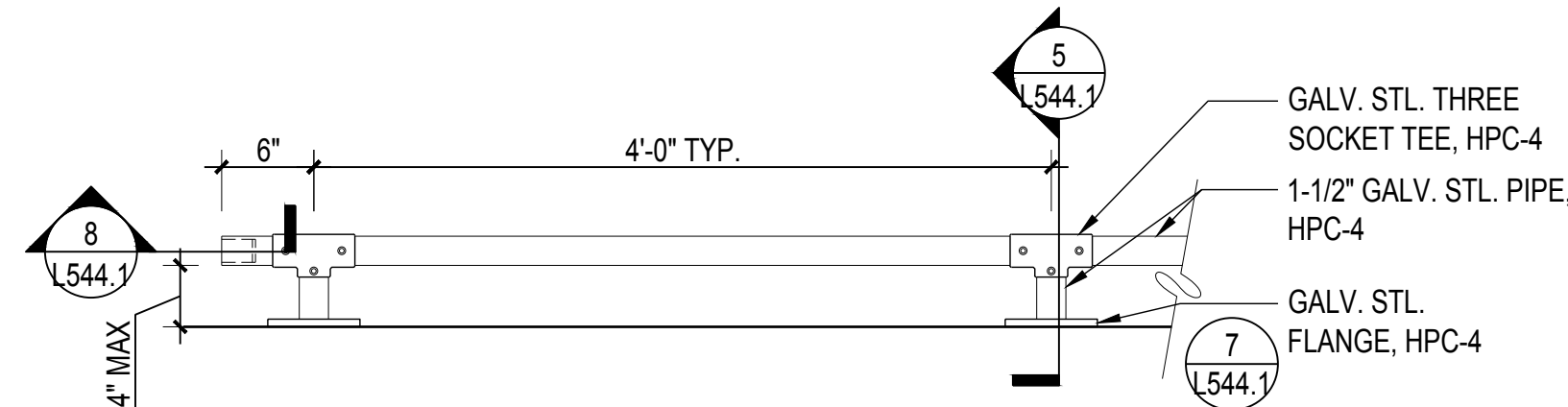
**1** ELEV: R4 LEAN RAIL AT OVERLOOK  
SCALE: 1" = 1'-0"



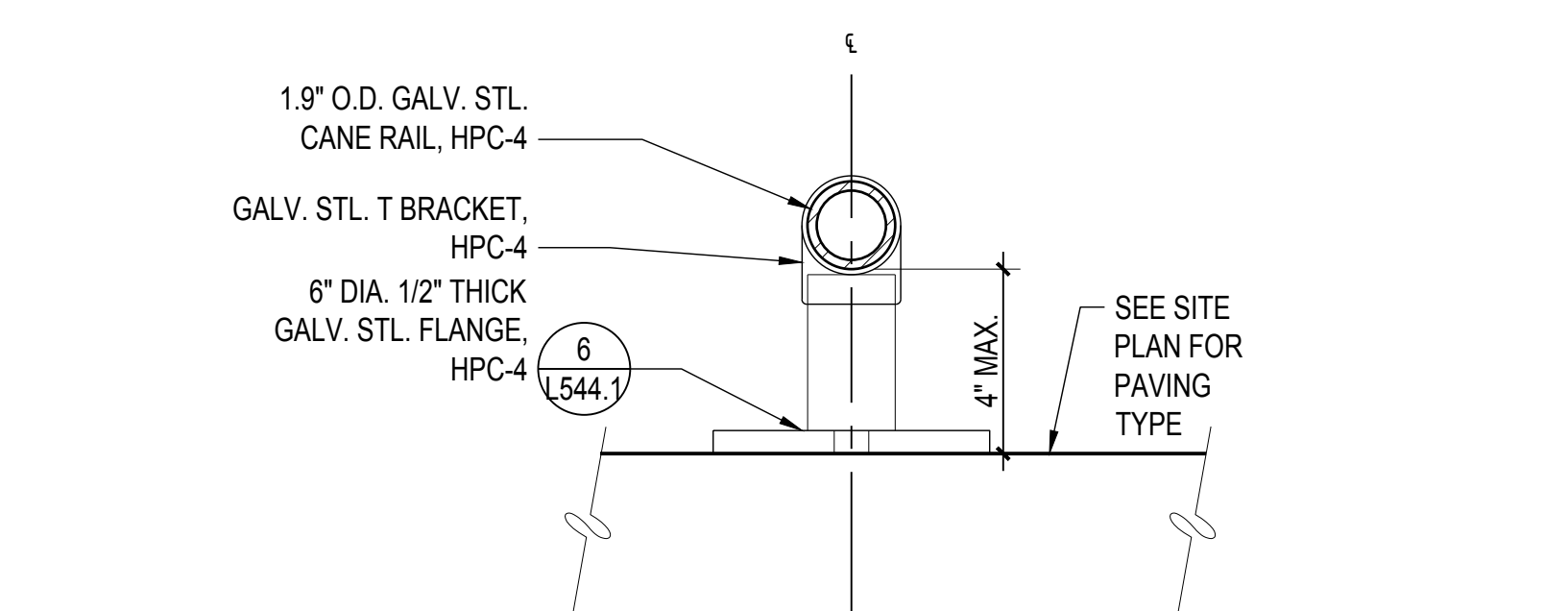
**2** SECT: R4 LEAN RAIL  
SCALE: 1" = 1'-0"



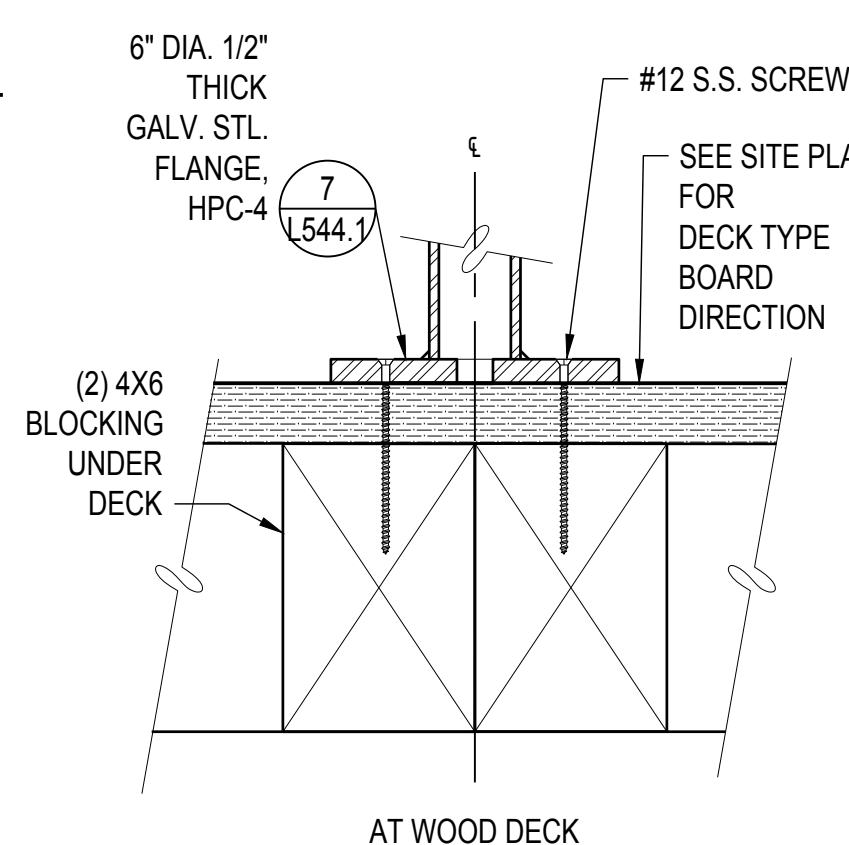
**3** ELEV: LEANRAIL BRACKET  
SCALE: 3" = 1'-0"



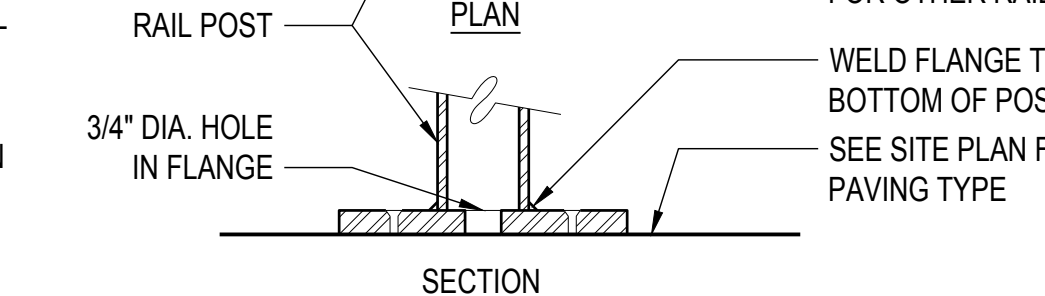
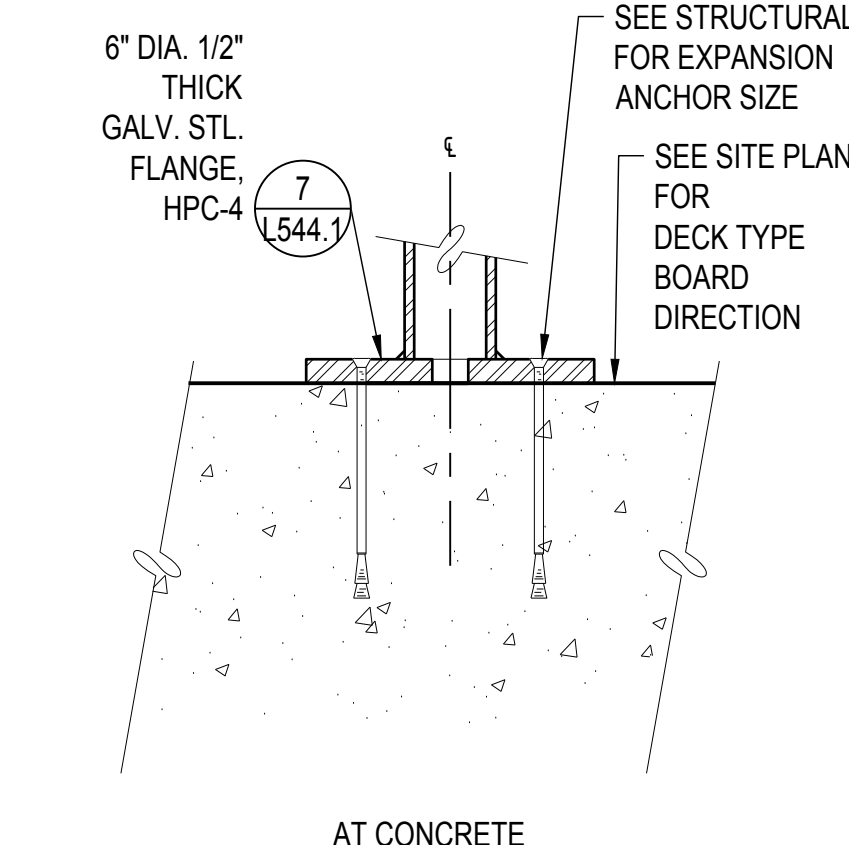
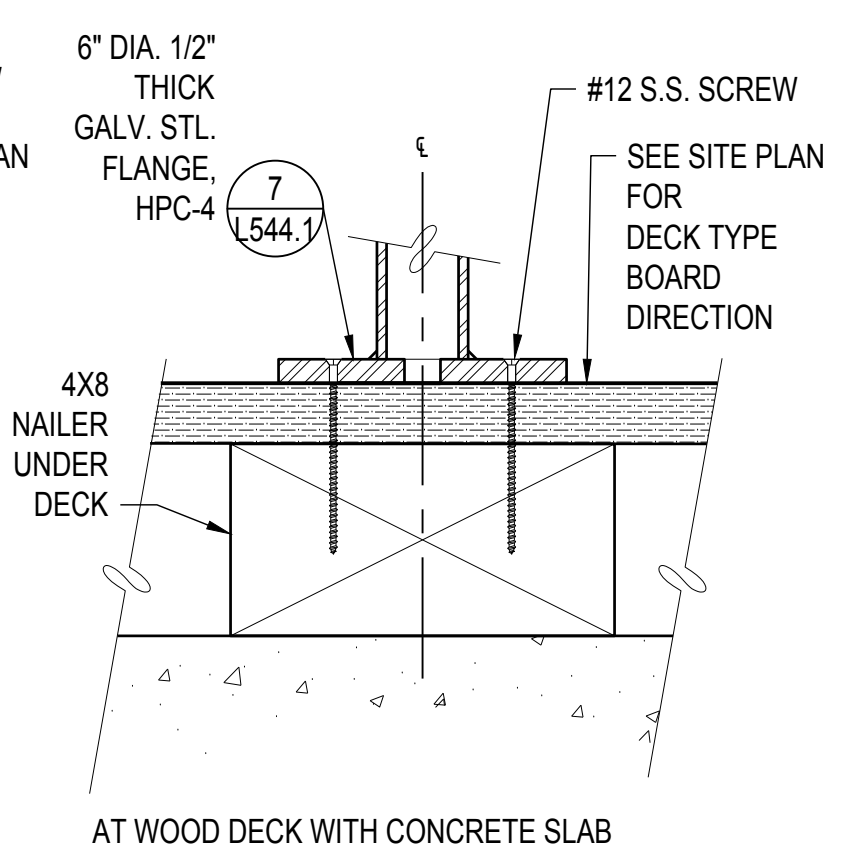
**4** ELEV: R5 CANE RAIL  
SCALE: 1" = 1'-0"



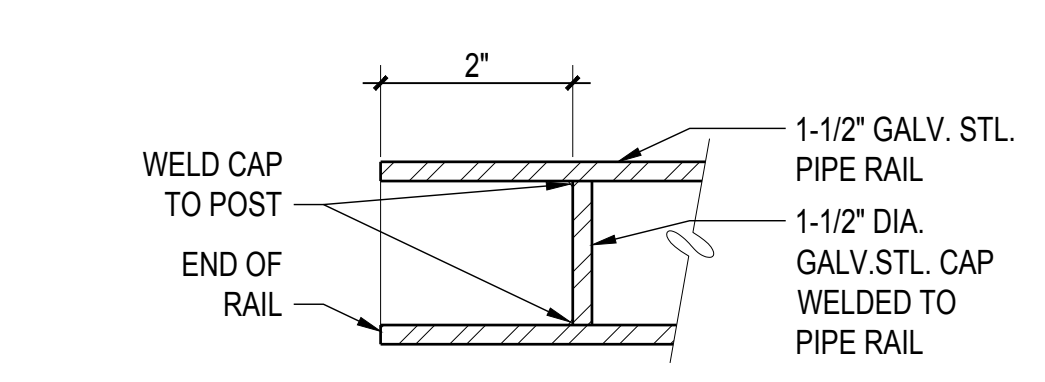
**5** SECT: R5 CANE RAIL  
SCALE: 3" = 1'-0"



**6** DET: R5 POST ATTACHMENT  
SCALE: 3" = 1'-0"



**7** DET: RAILING POST BASE  
SCALE: 3" = 1'-0"



**8** SECT: RAIL END  
SCALE: 6" = 1'-0"

# 900 INNES PARK DEVELOPMENT

CITY AND COUNTY OF SAN FRANCISCO  
RECREATION AND PARKS DEPARTMENT  
49 SOUTH VAN NESS AVENUE, SUITE 1220  
SAN FRANCISCO, CA 94103  
PH. 415-831-2700



THE TRUST FOR PUBLIC LAND  
101 MONTGOMERY STREET  
SUITE 900  
SAN FRANCISCO, CA 94104  
PH. 415-495-4014



PRIME CONSULTANT / LANDSCAPE ARCHITECT  
GUSTAFSON GUTHRIE NICHOL  
PH. 206-903-8802

CIVIL ENGINEER  
SHERWOOD DESIGN ENGINEERS  
PH. 415-348-9650

ARCHITECT  
JENSEN ARCHITECTS  
PH. 415-348-9650

ECOLOGICAL RESTORATION  
RANA CREEK  
PH. 831-659-3820

STRUCTURAL ENGINEER  
JON BRODY STRUCTURAL ENGINEERS  
PH. 415-296-9494

COASTAL ENGINEER  
MOFFATT AND NICHOL  
PH. 925-944-5411

LIGHTING  
NITEO CALIFORNIA  
PH. 415-666-2232

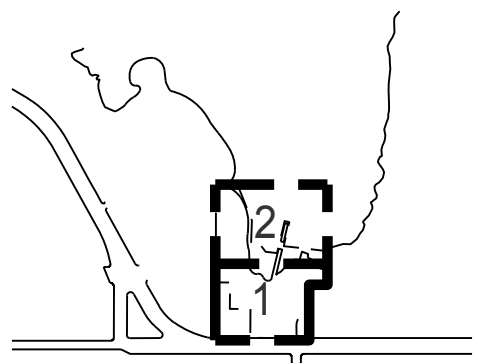
MEP & IT  
INTERFACE ENGINEERING  
PH. 415-489-7240

GEOTECHNICAL ENGINEER  
AGS, INC  
PH. 415-957-9240

SECURITY CONSULTANT  
ZBETA CONSULTING  
PH. 415-259-0422

FOR OFFICIAL USE

KEY PLAN



## REVISIONS:

NO.	DATE	DESCRIPTION

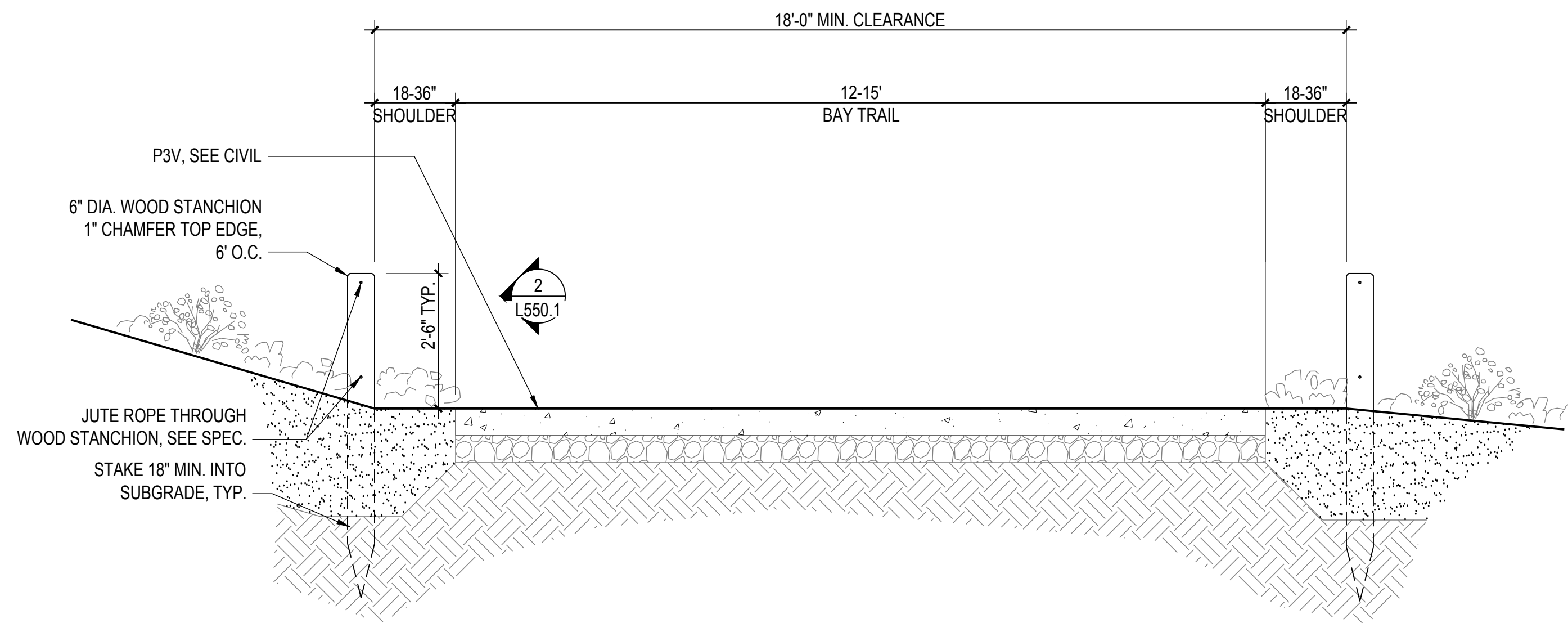
ISSUANCE

BID SET

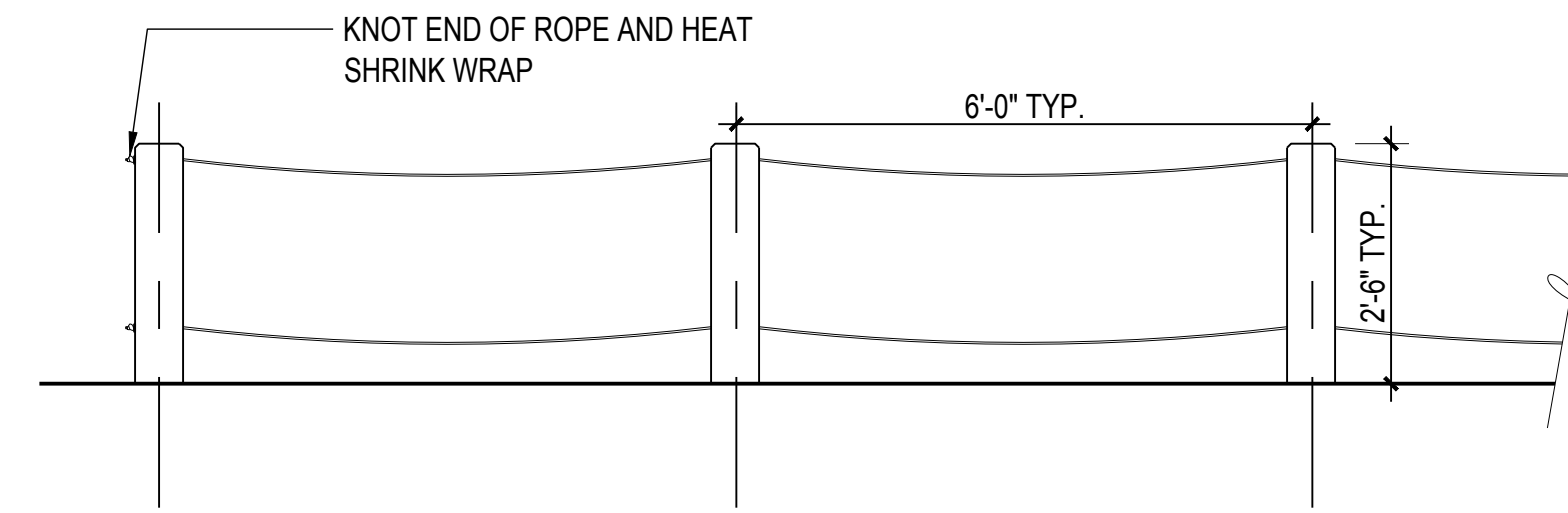
DRAWN BY	CHECKED BY
DATE	GGN PROJECT #
7/01/2021	1608

## FENCE & GATE DETAILS

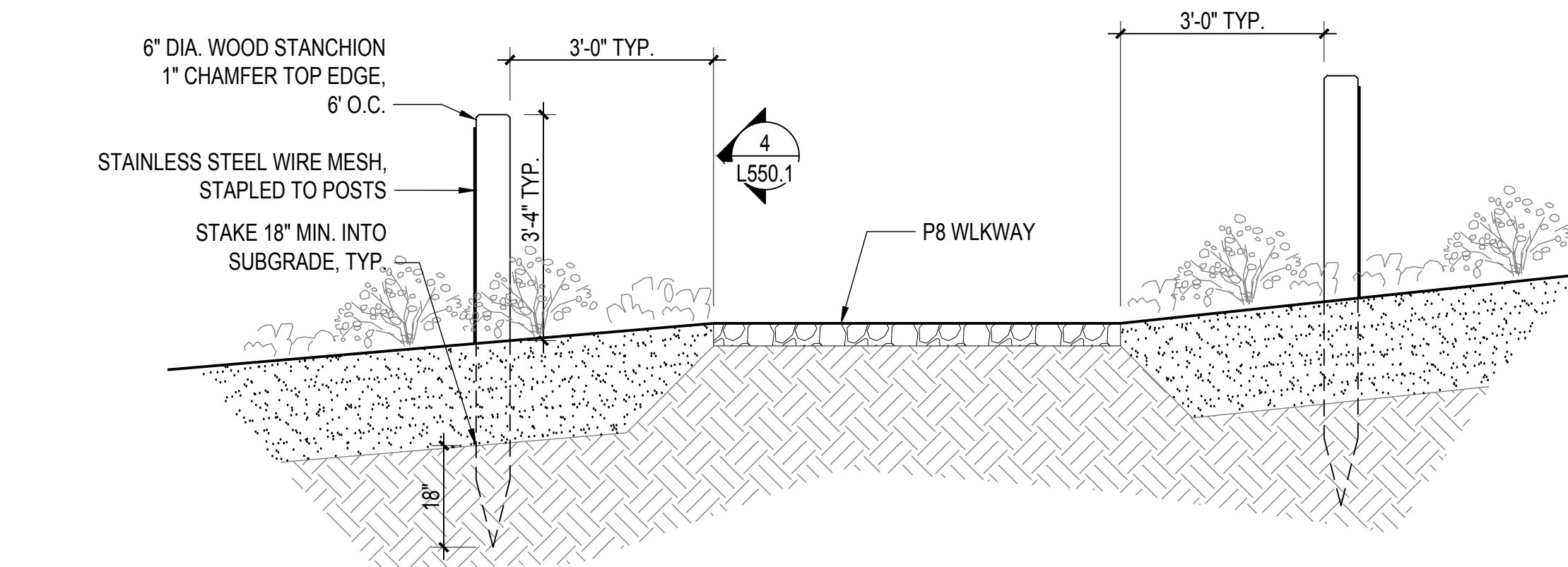
# L550.1



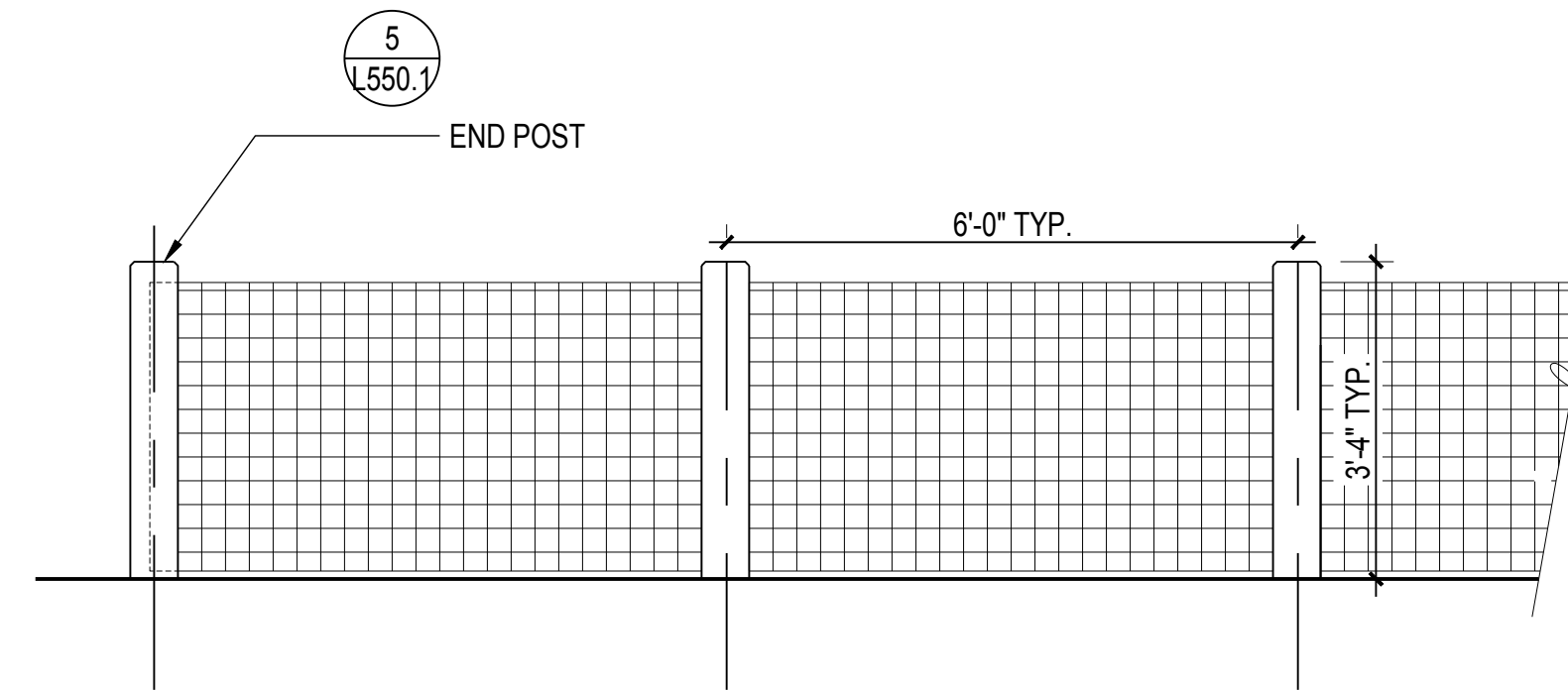
1 SECT: F1 AT BAY TRAIL  
SCALE: 1/2" = 1'-0"



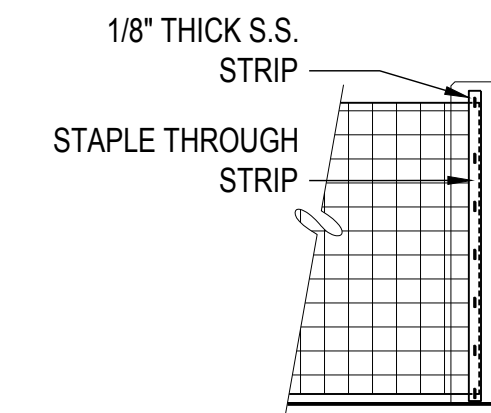
2 ELEV: F1 AT BAY TRAIL  
SCALE: 1/2" = 1'-0"



3 SECT: F2 AT TRAIL  
SCALE: 1/2" = 1'-0"



4 ELEV: F2 AT TRAIL  
SCALE: 1/2" = 1'-0"



5 ELEV: END POST  
SCALE: 1/2" = 1'-0"

# 900 INNES PARK DEVELOPMENT

CITY AND COUNTY OF SAN FRANCISCO  
RECREATION AND PARKS DEPARTMENT  
49 SOUTH VAN NESS AVENUE, SUITE 1220  
SAN FRANCISCO, CA 94103  
PH. 415-831-2700



THE TRUST FOR PUBLIC LAND  
101 MONTGOMERY STREET  
SUITE 900  
SAN FRANCISCO, CA 94104  
PH. 415-495-4014



PRIME CONSULTANT / LANDSCAPE ARCHITECT  
GUSTAFSON GUTHRIE NICHOL  
PH. 206-903-8802

CIVIL ENGINEER  
SHERWOOD DESIGN ENGINEERS  
PH. 415-348-9650

ARCHITECT  
JENSEN ARCHITECTS  
PH. 415-348-9650

ECOLOGICAL RESTORATION  
RANA CREEK  
PH. 831-659-3820

STRUCTURAL ENGINEER  
JON BRODY STRUCTURAL ENGINEERS  
PH. 415-296-9494

COASTAL ENGINEER  
MOFFATT AND NICHOL  
PH. 925-944-5411

LIGHTING  
NITEO CALIFORNIA  
PH. 415-666-2232

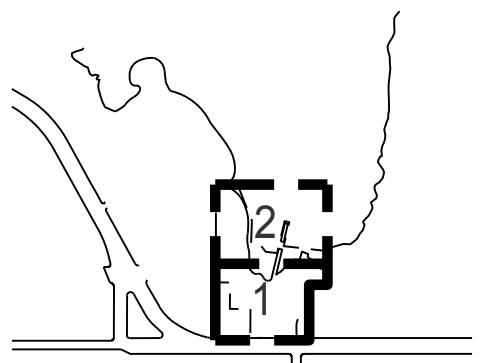
MEP & IT  
INTERFACE ENGINEERING  
PH. 415-489-7240

GEOTECHNICAL ENGINEER  
AGS, INC  
PH. 415-957-9240

SECURITY CONSULTANT  
ZBETA CONSULTING  
PH. 415-259-0422

FOR OFFICIAL USE

KEY PLAN



## REVISIONS:

NO.	DATE	DESCRIPTION

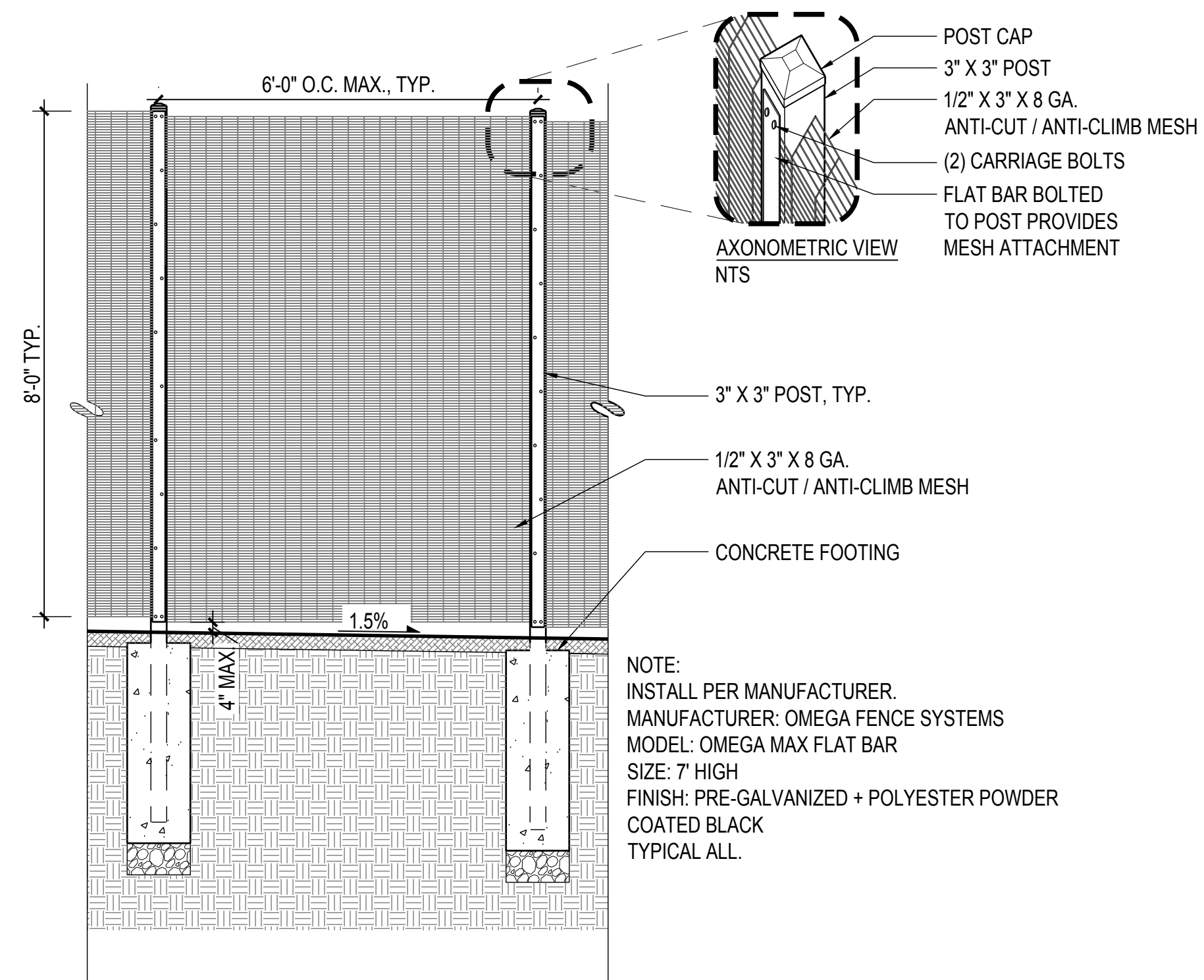
ISSUANCE

## BID SET

DRAWN BY	CHECKED BY
DATE	GGN PROJECT #
7/01/2021	1608

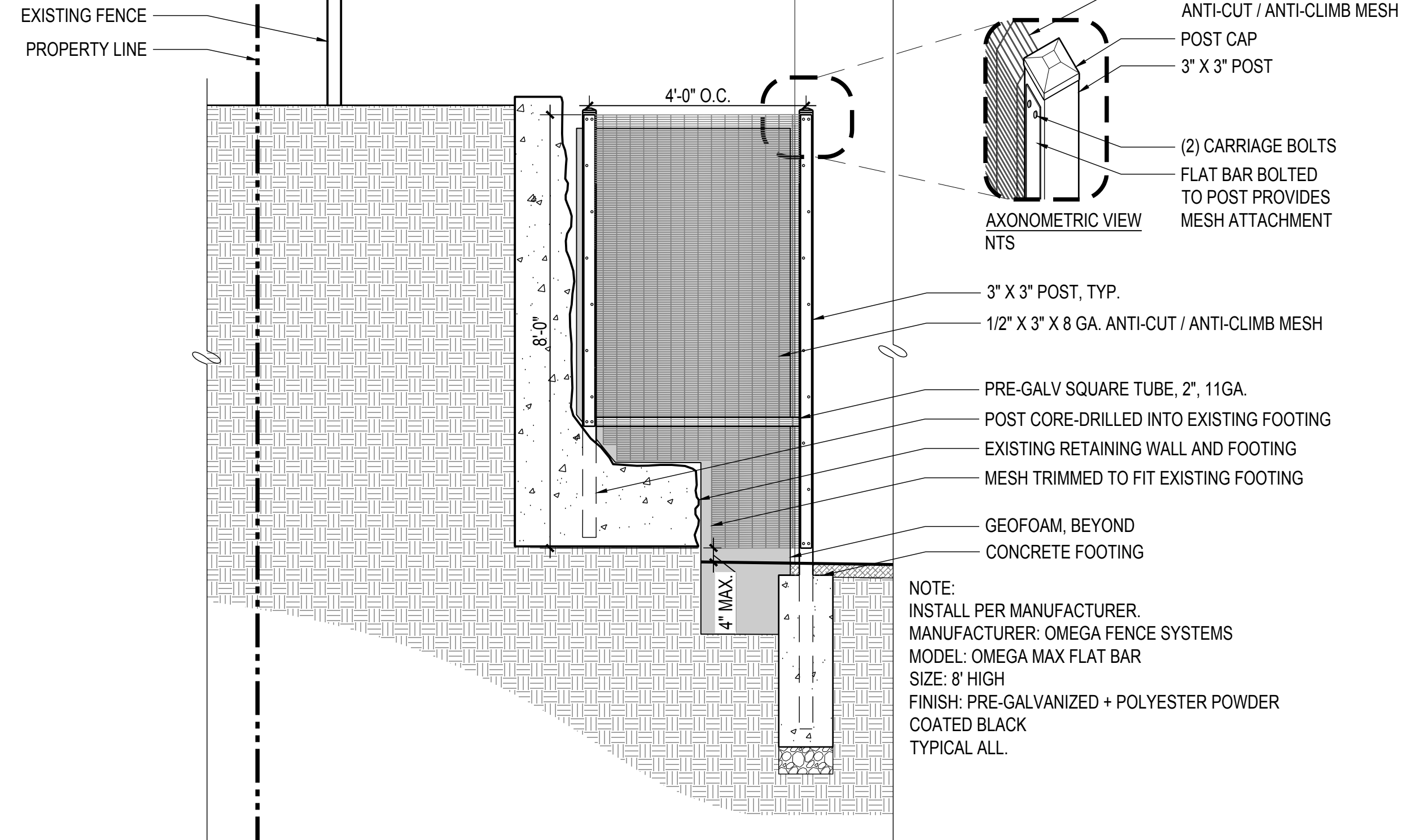
## FENCE & GATE DETAILS

# L551.1



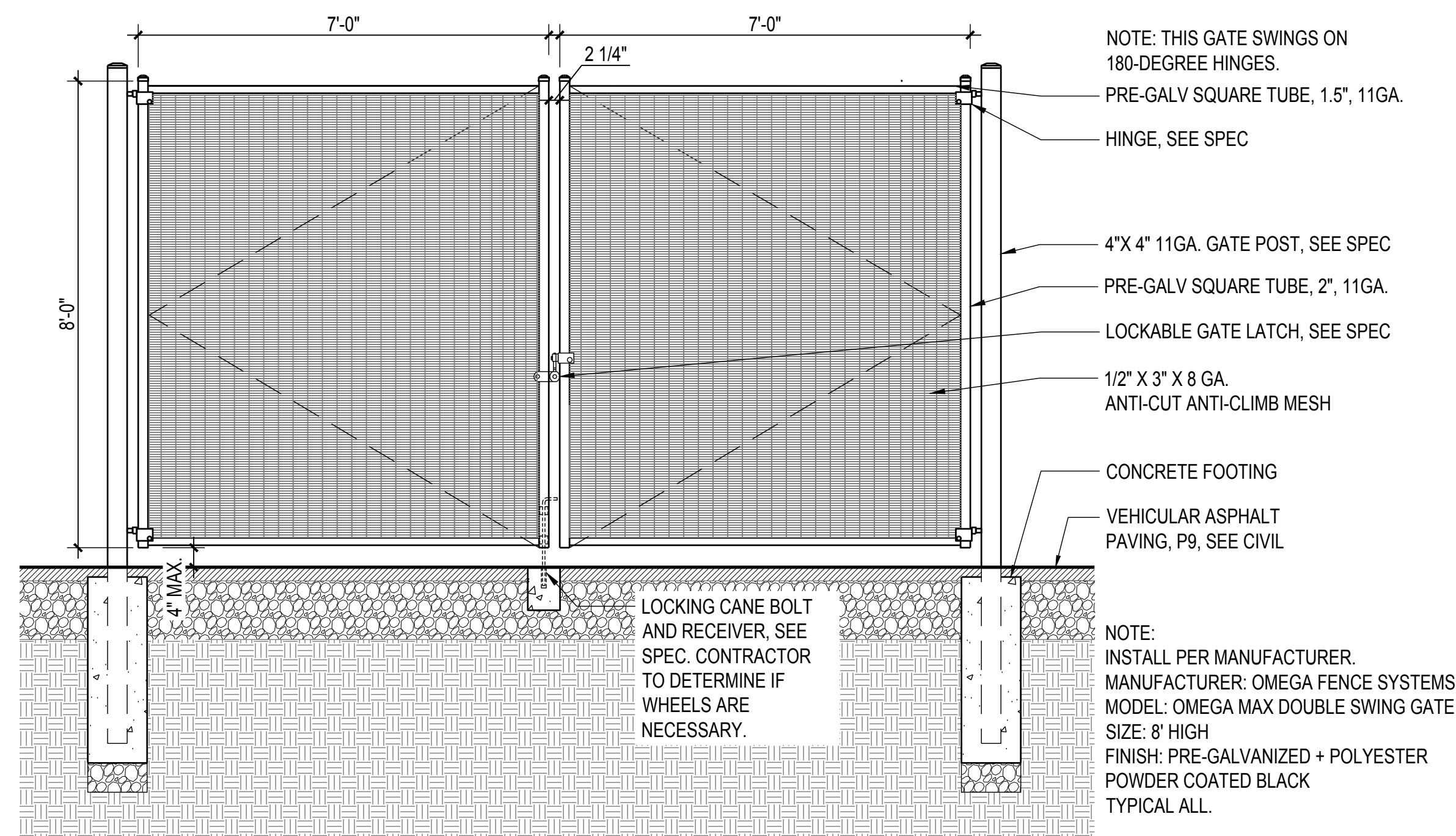
1 DETL: F3 METAL FENCE

SCALE: 1/2" = 1'-0"



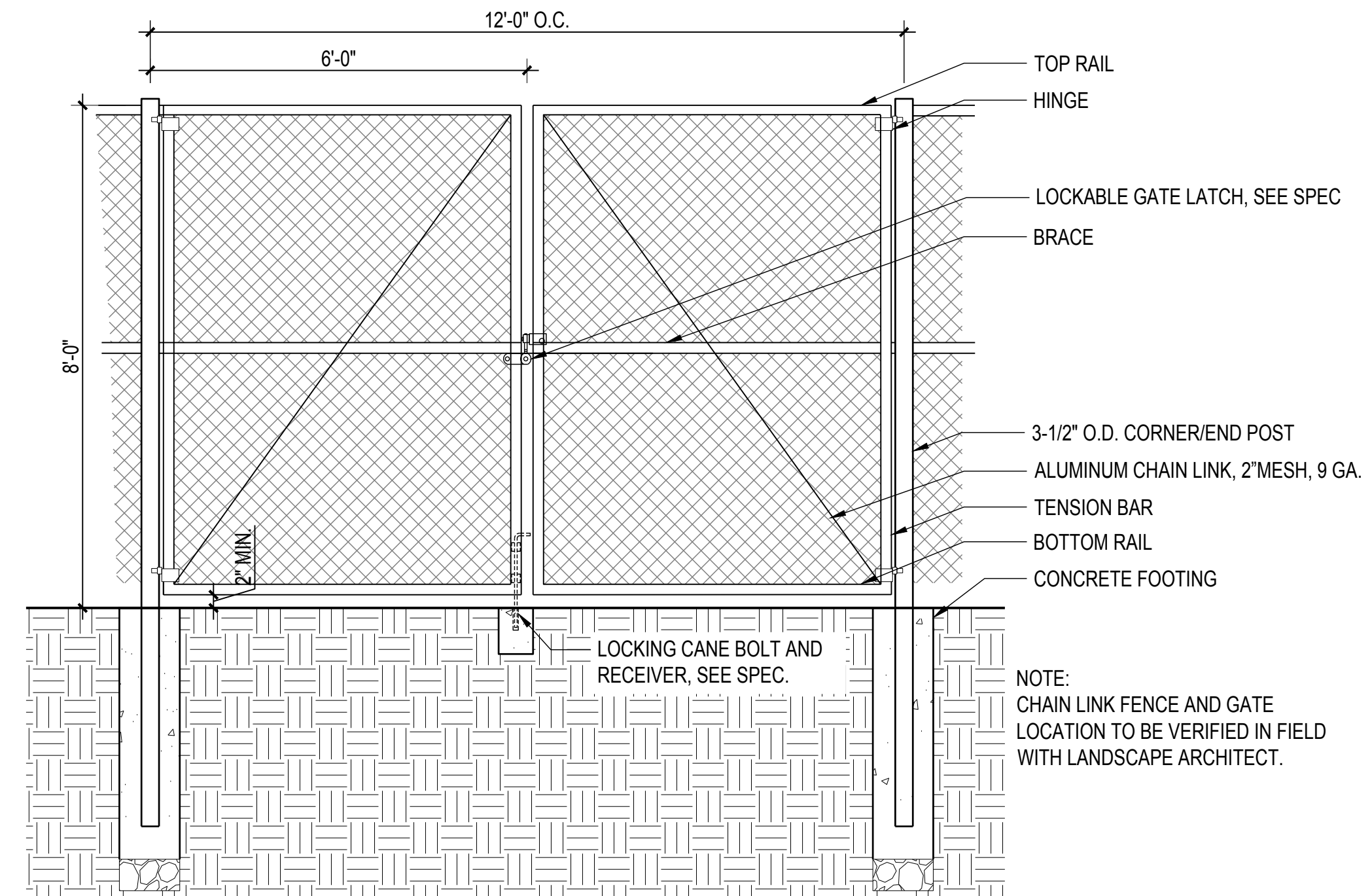
2 DETL: F3 METAL FENCE AT MAINTENANCE BUILDING

SCALE: 1/2" = 1'-0"



3 DETL: METAL GATE

SCALE: 1/2" = 1'-0"



4 DETL: F4 METAL CHAIN LINK GATE

SCALE: 1/2" = 1'-0"

**900 INNES  
PARK DEVELOPMENT**

CITY AND COUNTY OF SAN FRANCISCO  
RECREATION AND PARKS DEPARTMENT  
49 SOUTH VAN NESS AVENUE, SUITE 1220  
SAN FRANCISCO, CA 94103  
PH. 415-831-2700



THE TRUST FOR PUBLIC LAND  
101 MONTGOMERY STREET  
SUITE 900  
SAN FRANCISCO, CA 94104  
PH. 415-495-4014



PRIME CONSULTANT / LANDSCAPE ARCHITECT  
GUSTAFSON GUTHRIE NICHOL  
PH. 206-903-8802

CIVIL ENGINEER  
SHERWOOD DESIGN ENGINEERS  
PH. 415-348-9650

ARCHITECT  
JENSEN ARCHITECTS  
PH. 415-348-9650  
ECOLOGICAL RESTORATION  
RANA CREEK  
PH. 831-659-3820

STRUCTURAL ENGINEER  
JON BRODY STRUCTURAL ENGINEERS  
PH. 415-296-9494

COASTAL ENGINEER  
MOFFATT AND NICHOL  
PH. 925-944-5411

LIGHTING  
NITEO CALIFORNIA  
PH. 415-666-2232

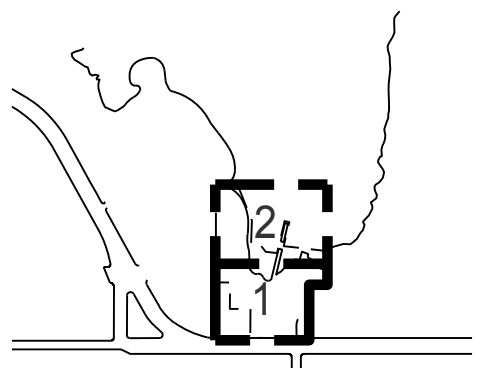
MEP & IT  
INTERFACE ENGINEERING  
PH. 415-489-7240

GEOTECHNICAL ENGINEER  
AGS, INC  
PH. 415-957-9240

SECURITY CONSULTANT  
ZBETA CONSULTING  
PH. 415-259-0422

FOR OFFICIAL USE

KEY PLAN



**REVISIONS:**

NO.	DATE	DESCRIPTION

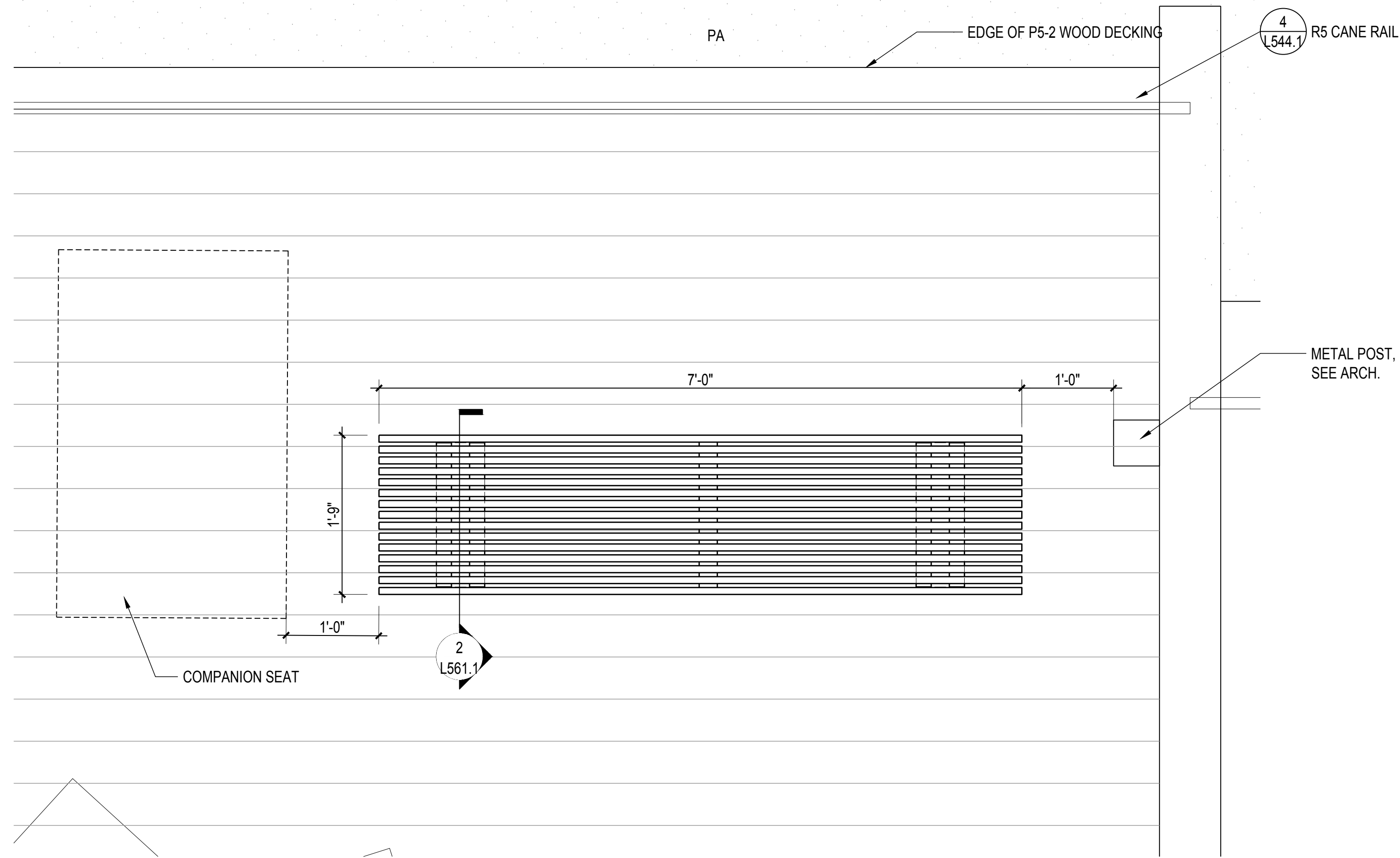
ISSUANCE

**BID SET**

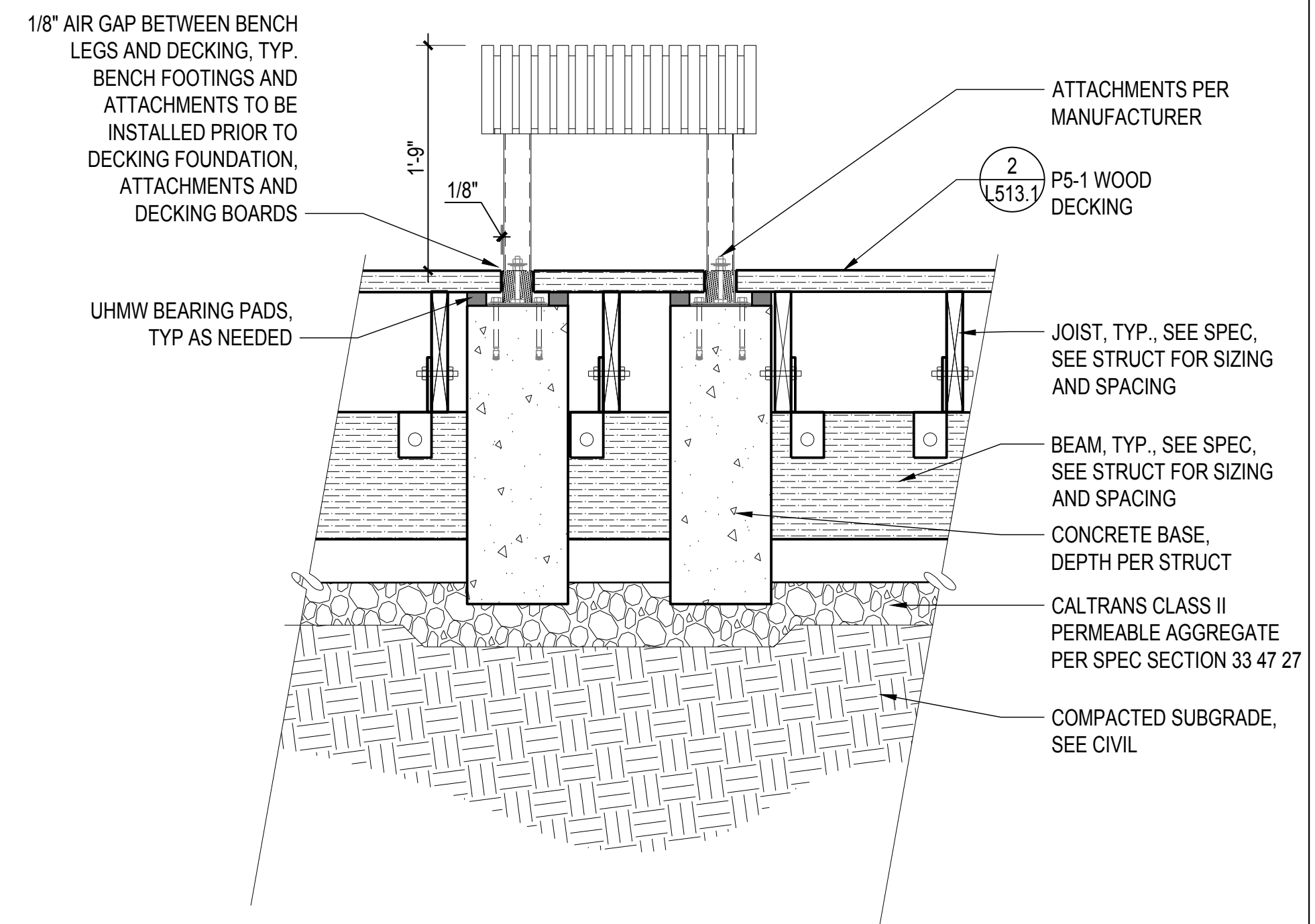
DRAWN BY	CHECKED BY
DATE	GGN PROJECT #
7/01/2021	1608

**SITE  
FURNISHING-BENCH**

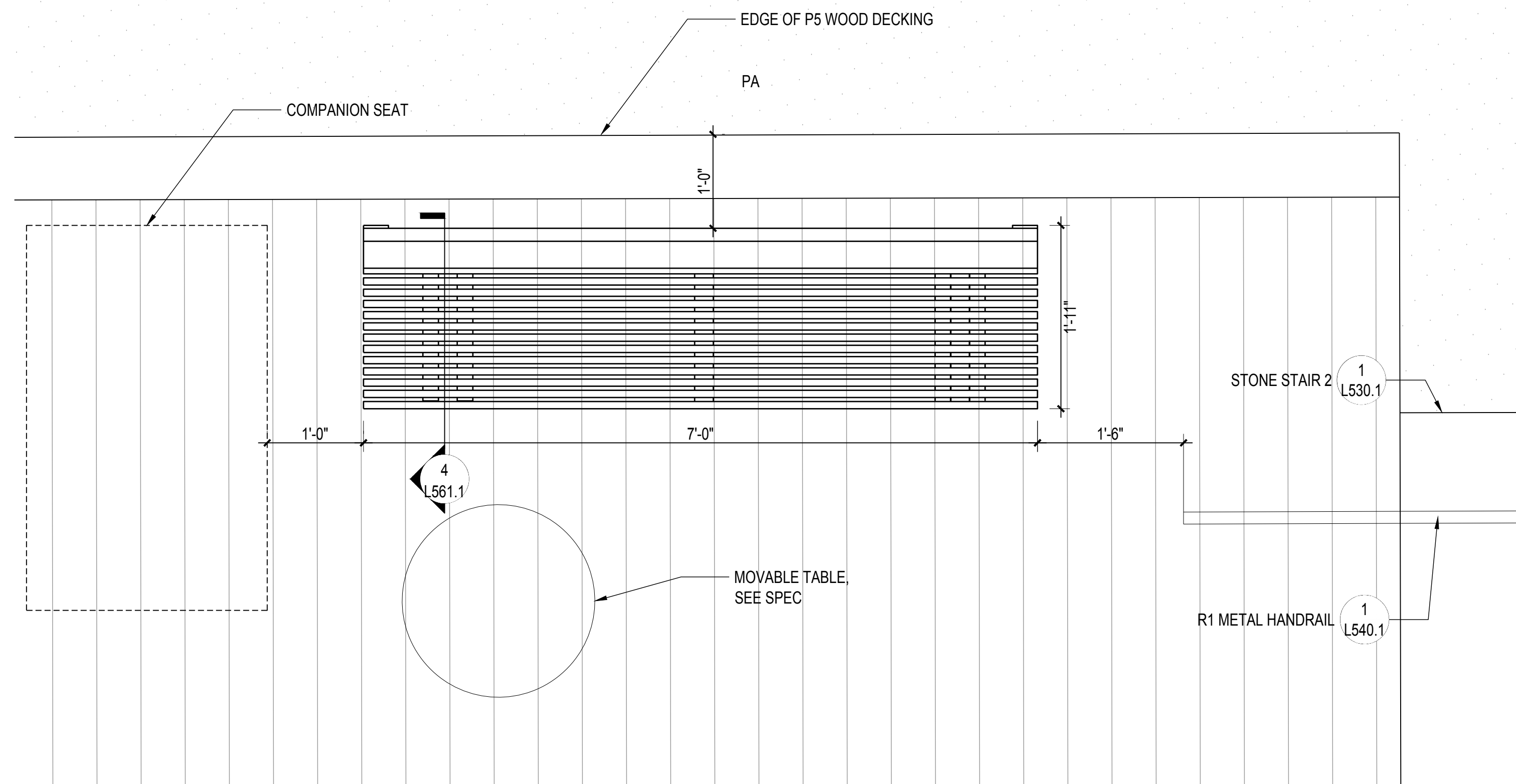
**L561.1**



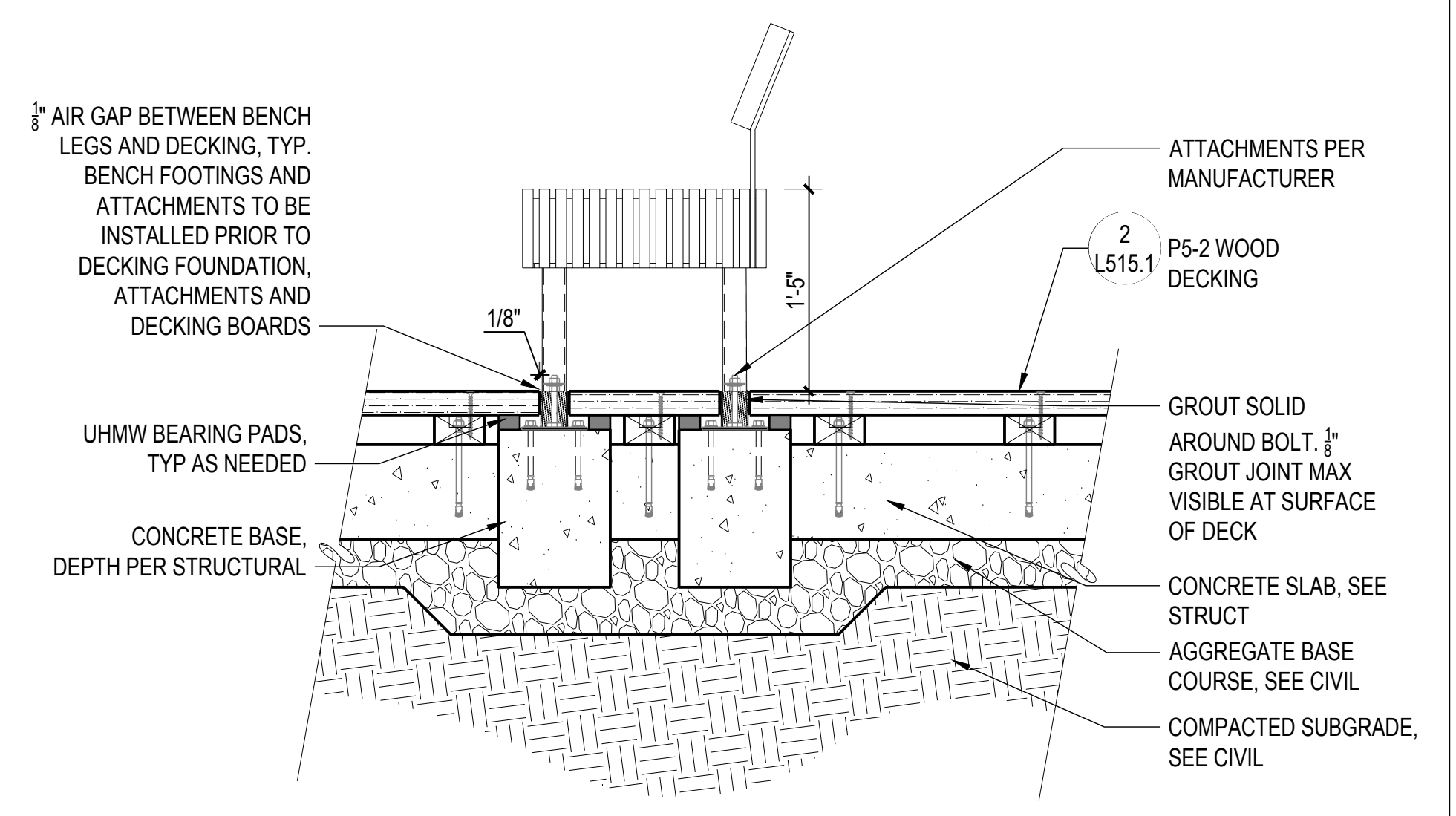
**1 PLAN: BENCH TYPE 1 AT INNES EDGE**  
SCALE: 1" = 1'-0"



**2 DETL: BENCH TYPE 1 AT INNES EDGE**  
SCALE: 1" = 1'-0"



**3 PLAN: BENCH TYPE 2 AT P5 WOOD DECK**  
SCALE: 1" = 1'-0"



**4 DETL: BENCH TYPE 2 AT P5-2 DECKING**  
SCALE: 1" = 1'-0"

**900 INNES  
PARK DEVELOPMENT**

CITY AND COUNTY OF SAN FRANCISCO  
RECREATION AND PARKS DEPARTMENT  
49 SOUTH VAN NESS AVENUE, SUITE 1220  
SAN FRANCISCO, CA 94103  
PH. 415-831-2700

THE TRUST FOR PUBLIC LAND  
101 MONTGOMERY STREET  
SUITE 900  
SAN FRANCISCO, CA 94104  
PH. 415-495-4014

PRIME CONSULTANT / LANDSCAPE ARCHITECT  
GUSTAFSON GUTHRIE NICHOL  
PH. 206-903-8802

CIVIL ENGINEER  
SHERWOOD DESIGN ENGINEERS  
PH. 415-348-9650

ARCHITECT  
JENSEN ARCHITECTS  
PH. 415-348-9650

ECOLOGICAL RESTORATION  
RANA CREEK  
PH. 831-659-3820

STRUCTURAL ENGINEER  
JON BRODY STRUCTURAL ENGINEERS  
PH. 415-296-9494

COASTAL ENGINEER  
MOFFATT AND NICHOL  
PH. 925-944-5411

LIGHTING  
NITEO CALIFORNIA  
PH. 415-666-2232

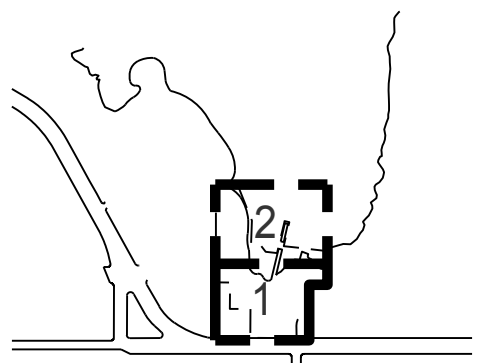
MEP & IT  
INTERFACE ENGINEERING  
PH. 415-489-7240

GEOTECHNICAL ENGINEER  
AGS, INC  
PH. 415-957-9240

SECURITY CONSULTANT  
ZBETA CONSULTING  
PH. 415-259-0422

FOR OFFICIAL USE

KEY PLAN



**REVISIONS:**

NO.	DATE	DESCRIPTION

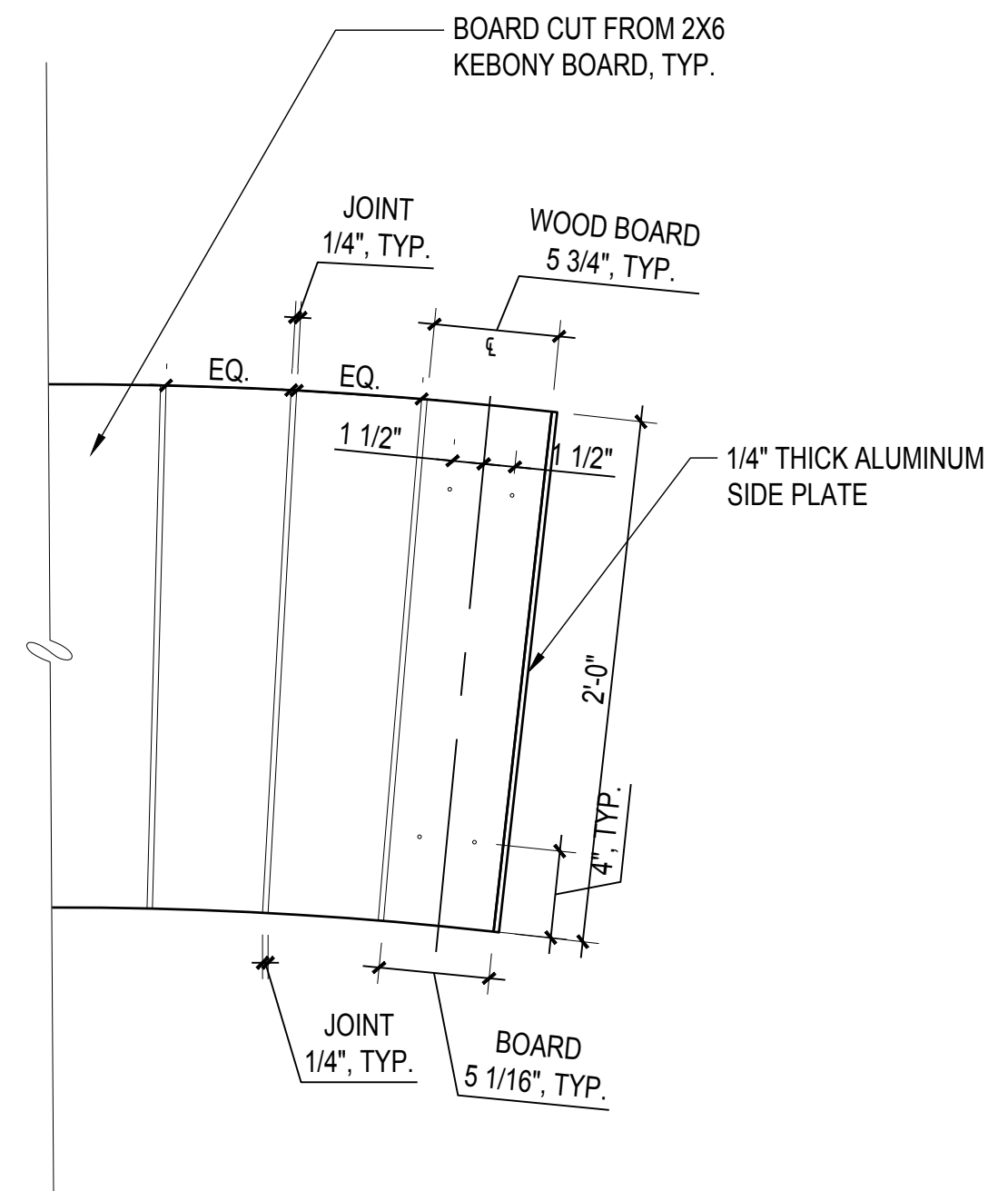
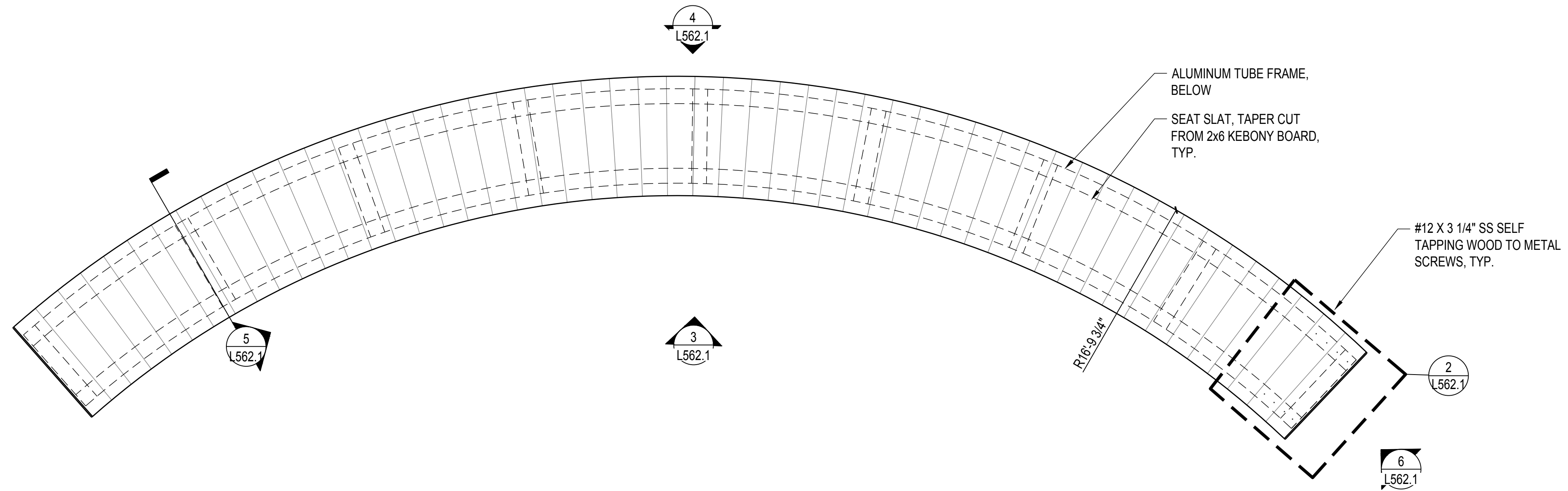
ISSUANCE

**BID SET**

DRAWN BY	CHECKED BY
DATE	GGN PROJECT #
7/01/2021	1608

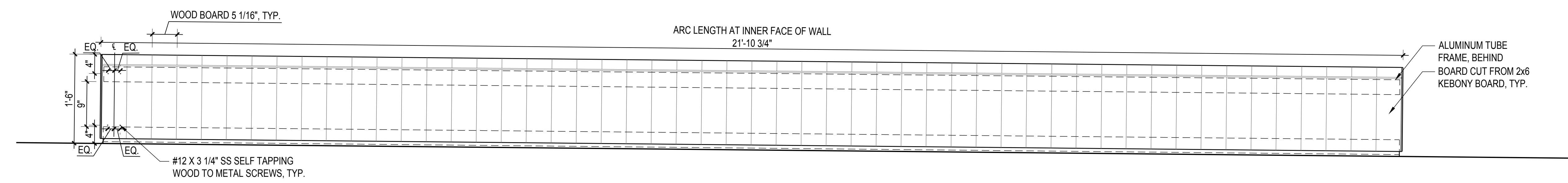
**FURNISHING-BENCH**

**L562.1**

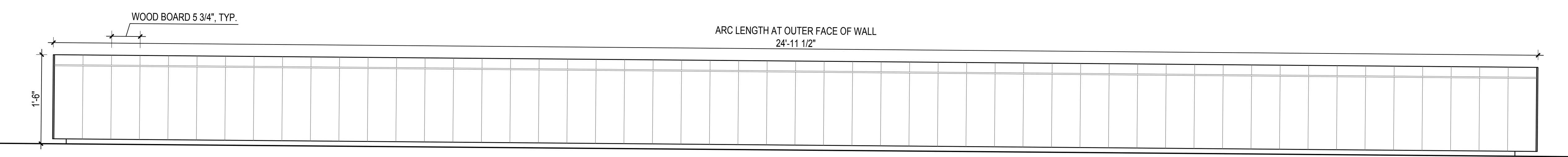


**1 PLAN: BENCH TYPE 4**  
SCALE: 3/4" = 1'-0"

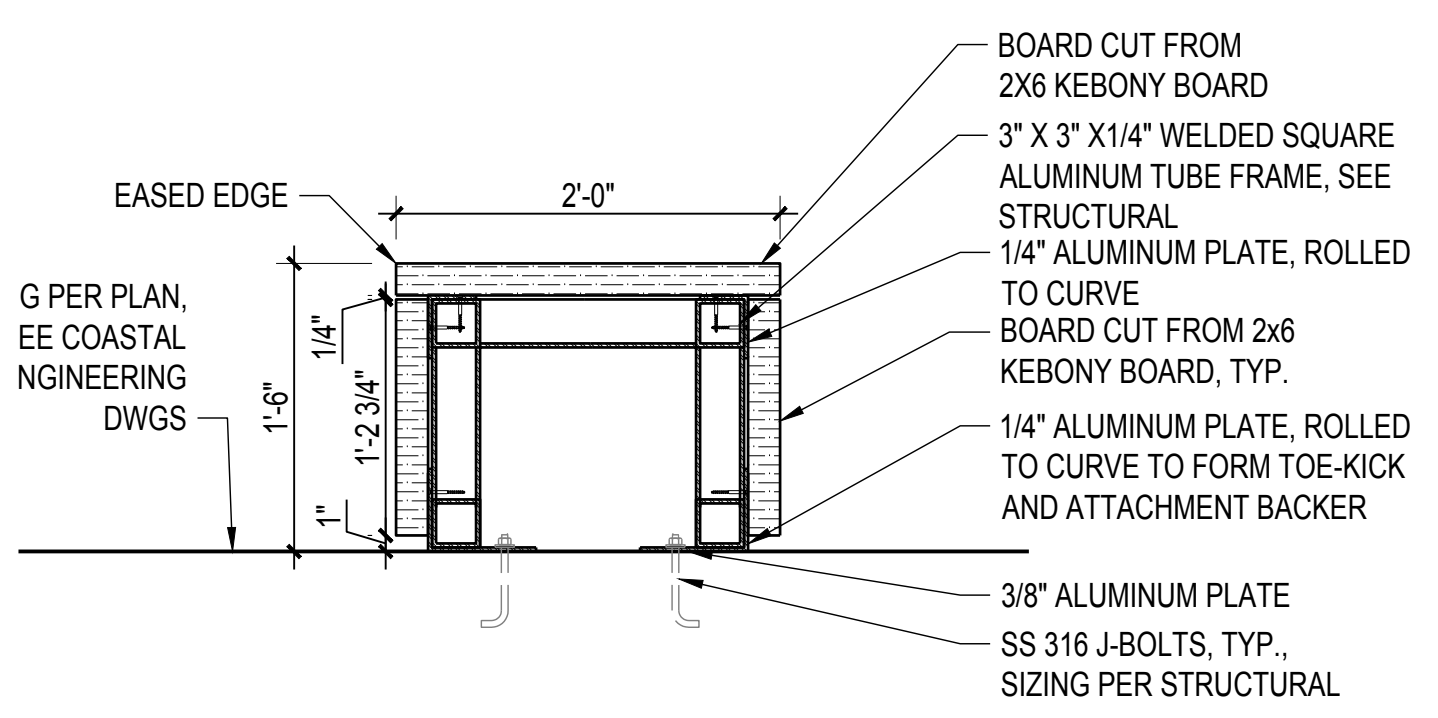
**2 ENLG: BENCH TYPE 4**  
SCALE: 1 1/2" = 1'-0"



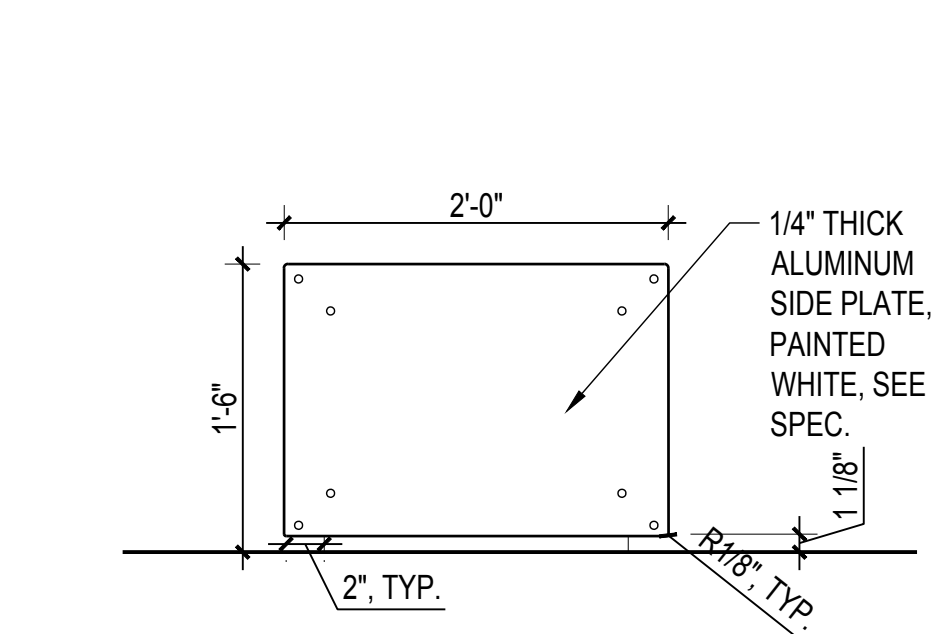
**3 ELEV: BENCH TYPE 4 INNER FACE**  
SCALE: 1" = 1'-0"



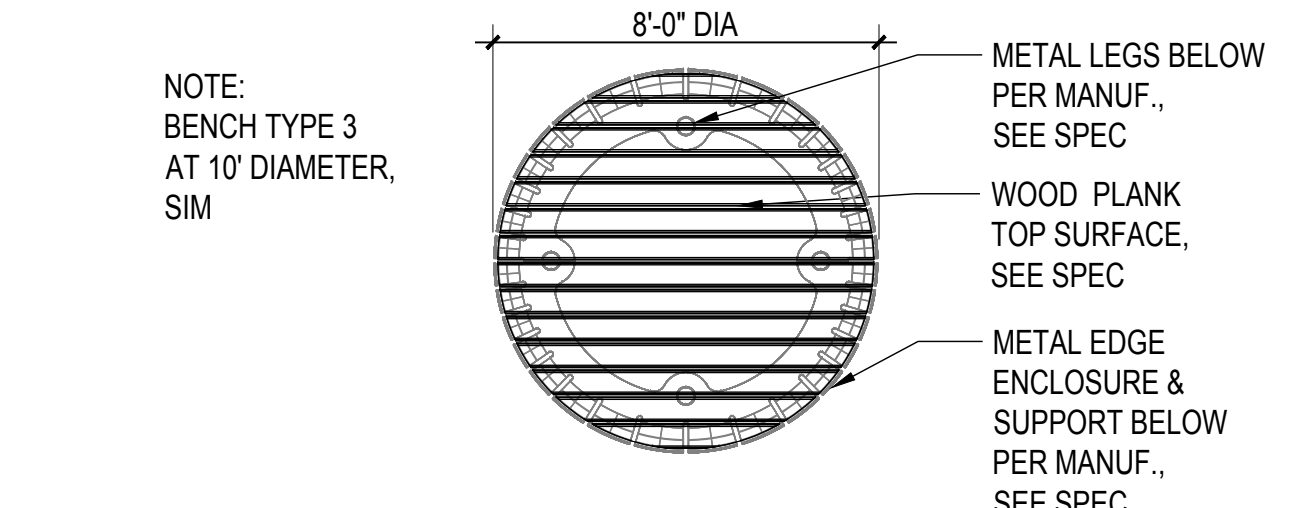
**4 ELEV: BENCH TYPE 4 OUTER FACE**  
SCALE: 1" = 1'-0"



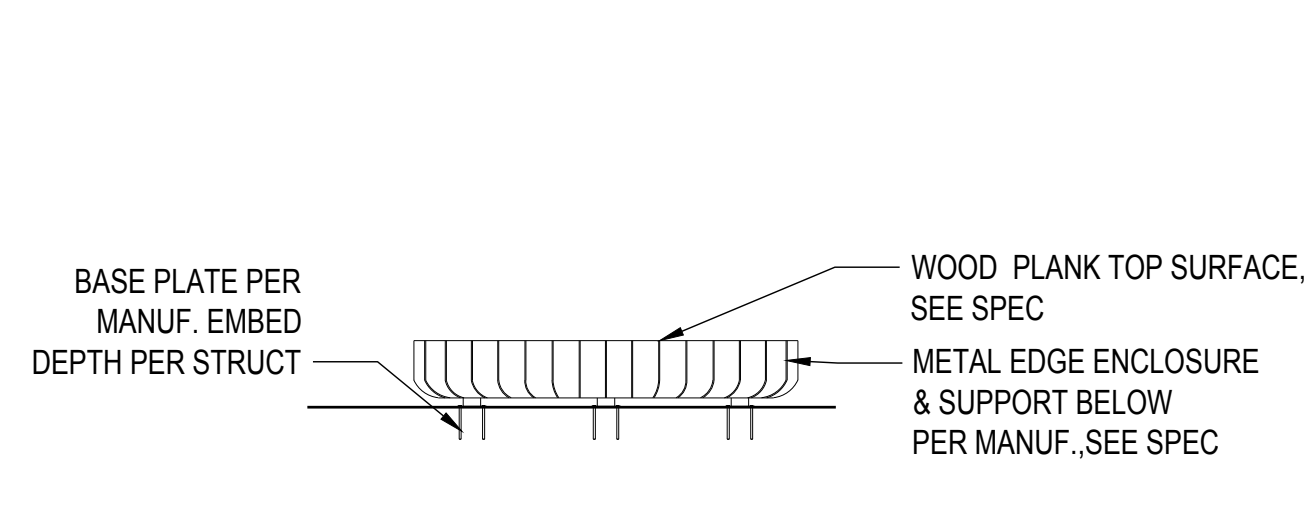
**5 SECT: BENCH TYPE 4**  
SCALE: 1" = 1'-0"



**6 ELEV: BENCH TYPE 4 END FACE**  
SCALE: 1" = 1'-0"



**7 PLAN: BENCH TYPE 3 AT 8 FEET - 10 FEET SIM**  
SCALE: 1/4" = 1'-0"



**8 ELEV: BENCH TYPE 3**  
SCALE: 1/4" = 1'-0"

7/1/2021 ANS (full sheet) 022.00 x 34.00 (inches)

**900 INNES  
PARK DEVELOPMENT**

CITY AND COUNTY OF SAN FRANCISCO  
RECREATION AND PARKS DEPARTMENT  
49 SOUTH VAN NESS AVENUE, SUITE 1220  
SAN FRANCISCO, CA 94103  
PH. 415-831-2700



THE TRUST FOR PUBLIC LAND  
101 MONTGOMERY STREET  
SUITE 900  
SAN FRANCISCO, CA 94104  
PH. 415-495-4014



PRIME CONSULTANT / LANDSCAPE ARCHITECT  
GUSTAFSON GUTHRIE NICHOL  
PH. 206-903-8802

CIVIL ENGINEER  
SHERWOOD DESIGN ENGINEERS  
PH. 415-348-9650

ARCHITECT  
JENSEN ARCHITECTS  
PH. 415-348-9650  
ECOLOGICAL RESTORATION  
RANA CREEK  
PH. 831-659-3820

STRUCTURAL ENGINEER  
JON BRODY STRUCTURAL ENGINEERS  
PH. 415-296-9494

COASTAL ENGINEER  
MOFFATT AND NICHOL  
PH. 925-944-5411

LIGHTING  
NITEO CALIFORNIA  
PH. 415-666-2232

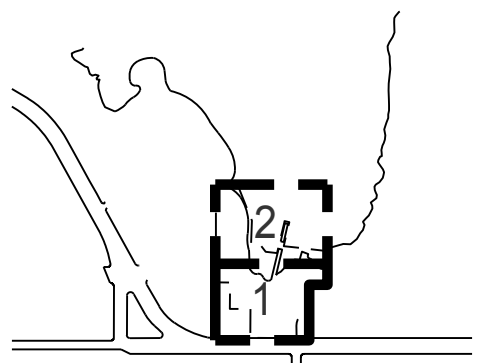
MEP & IT  
INTERFACE ENGINEERING  
PH. 415-489-7240

GEOTECHNICAL ENGINEER  
AGS, INC  
PH. 415-957-9240

SECURITY CONSULTANT  
ZBETA CONSULTING  
PH. 415-259-0422

FOR OFFICIAL USE

KEY PLAN



**REVISIONS:**

NO.	DATE	DESCRIPTION

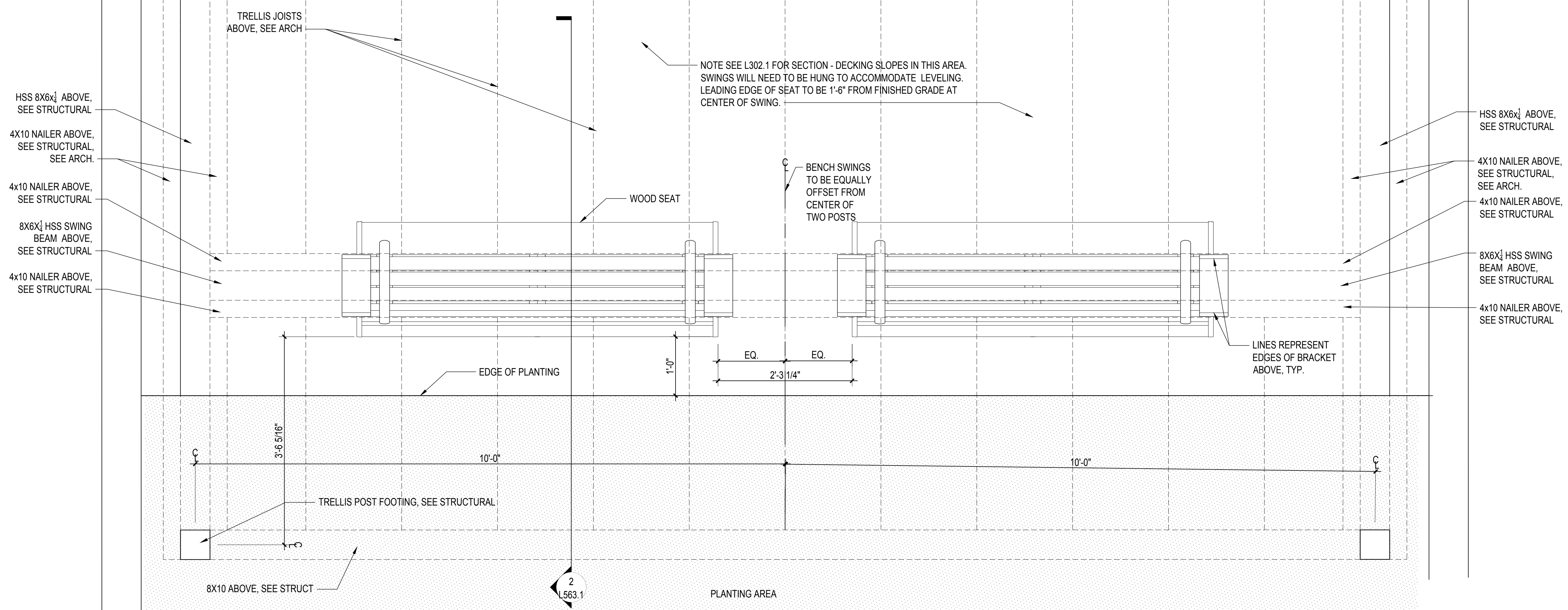
ISSUANCE

BID SET

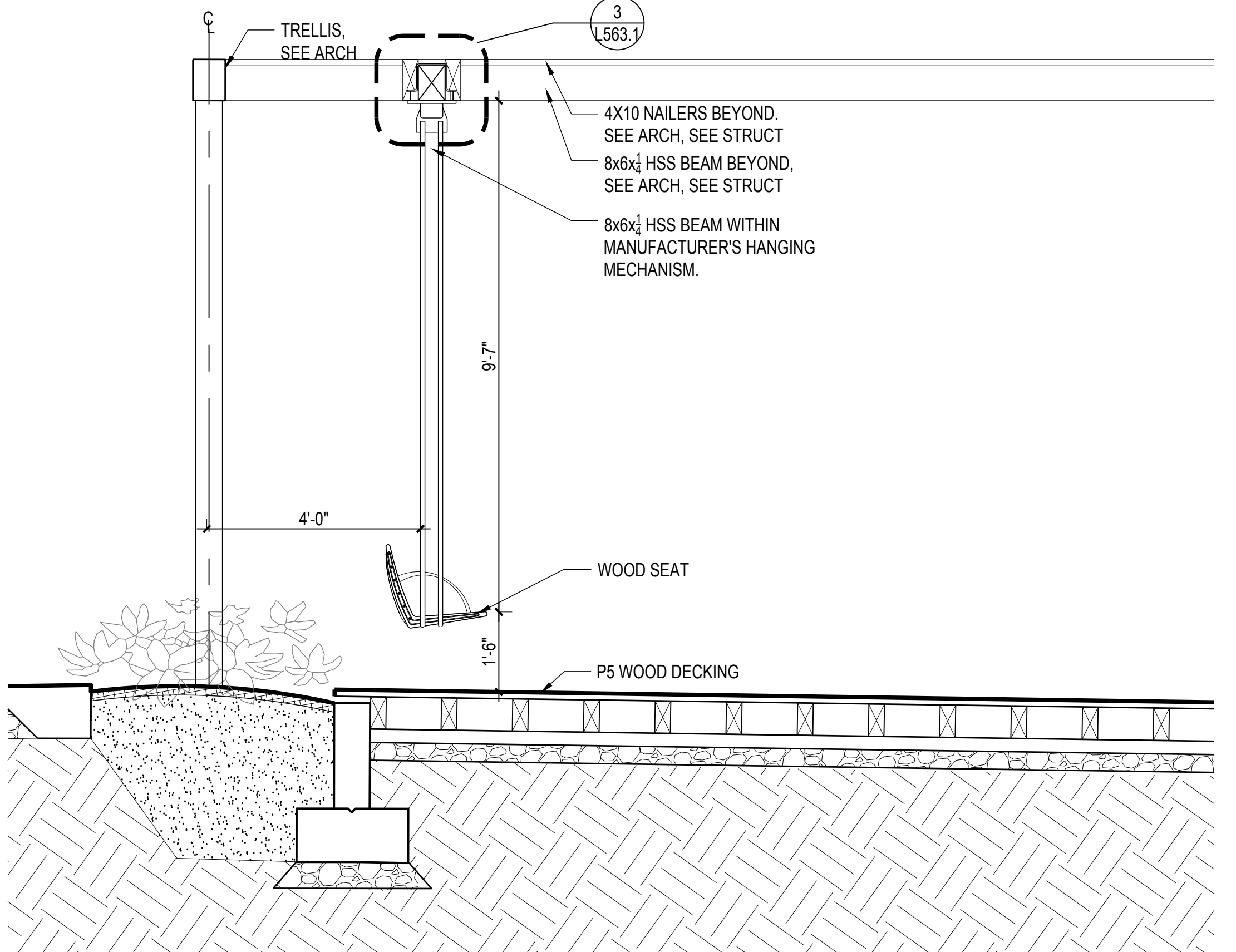
DRAWN BY	CHECKED BY
DATE	GGN PROJECT #
7/01/2021	1608

**FURNISHING-URBAN  
SWING**

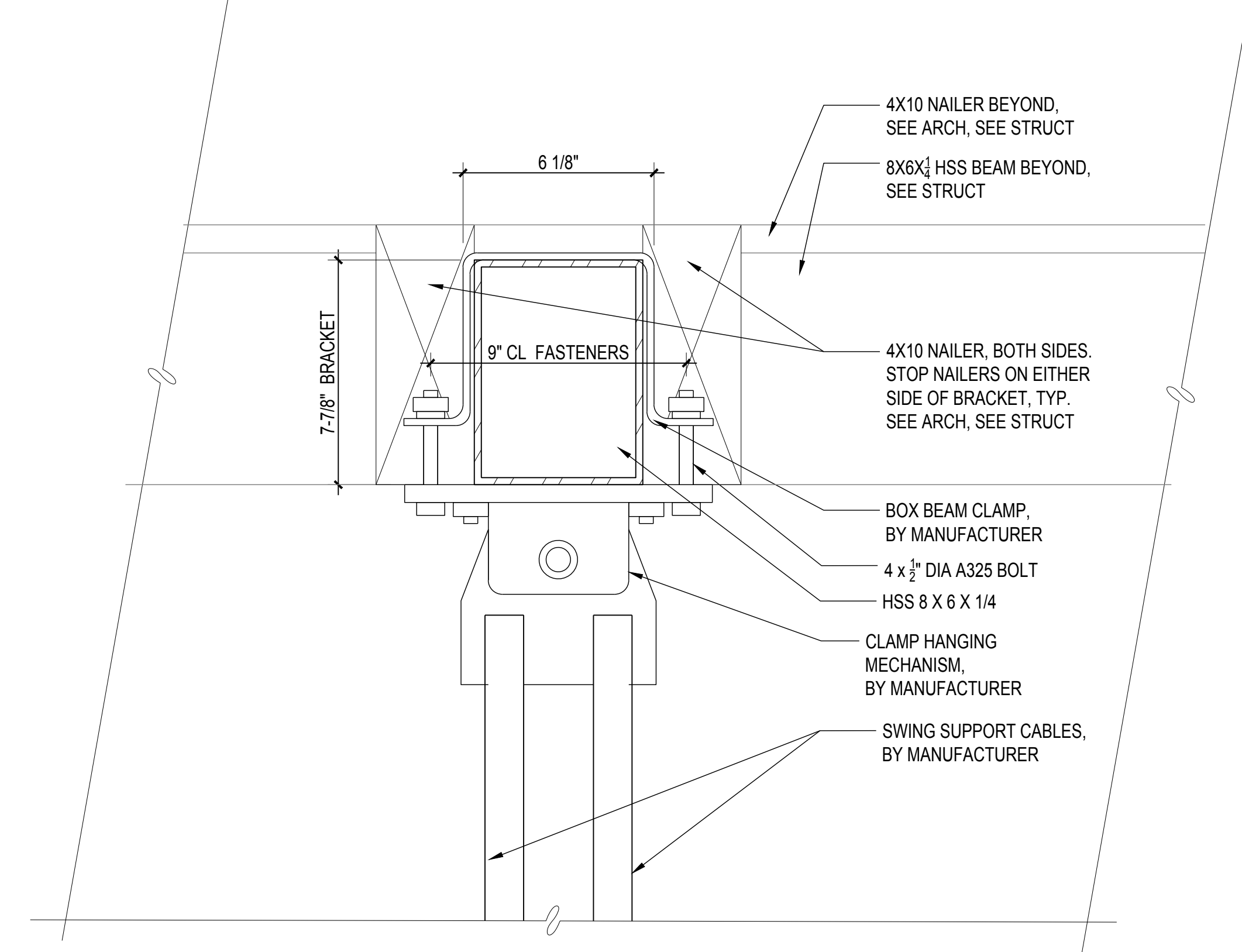
**L563.1**



**1 PLAN: BENCH TYPE 5 URBAN SWING**  
SCALE: 1" = 1'-0"



**2 SECT: BENCH TYPE 5 URBAN SWING**  
SCALE: 1/2" = 1'-0"



**3 DETL: SECT SWING SUPPORT**  
SCALE: 3" = 1'-0"



# 900 INNES PARK DEVELOPMENT

CITY AND COUNTY OF SAN FRANCISCO  
RECREATION AND PARKS DEPARTMENT  
49 SOUTH VAN NESS AVENUE, SUITE 1220  
SAN FRANCISCO, CA 94103  
PH. 415-831-2700

THE TRUST FOR PUBLIC LAND  
101 MONTGOMERY STREET  
SUITE 900  
SAN FRANCISCO, CA 94104  
PH. 415-495-4014

PRIME CONSULTANT / LANDSCAPE ARCHITECT  
GUSTAFSON GUTHRIE NICHOL  
PH. 206-903-8802

CIVIL ENGINEER  
SHERWOOD DESIGN ENGINEERS  
PH. 415-348-9650

ARCHITECT  
JENSEN ARCHITECTS  
PH. 415-348-9650

ECOLOGICAL RESTORATION  
RANA CREEK  
PH. 831-659-3820

STRUCTURAL ENGINEER  
JON BRODY STRUCTURAL ENGINEERS  
PH. 415-296-9494

COASTAL ENGINEER  
MOFFATT AND NICHOL  
PH. 925-944-5411

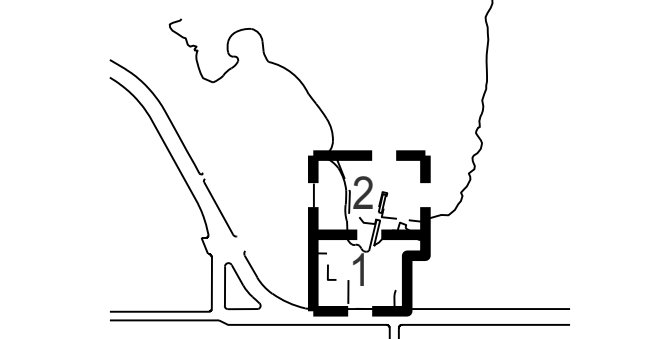
LIGHTING  
NITEO CALIFORNIA  
PH. 415-866-2232

MEP & IT  
INTERFACE ENGINEERING  
PH. 415-489-7240

GEOTECHNICAL ENGINEER  
AGS, INC  
PH. 415-957-9240

SECURITY CONSULTANT  
ZBETA CONSULTING  
PH. 415-259-0422

FOR OFFICIAL USE



## REVISIONS:

NO.	DATE	DESCRIPTION

ISSUANCE

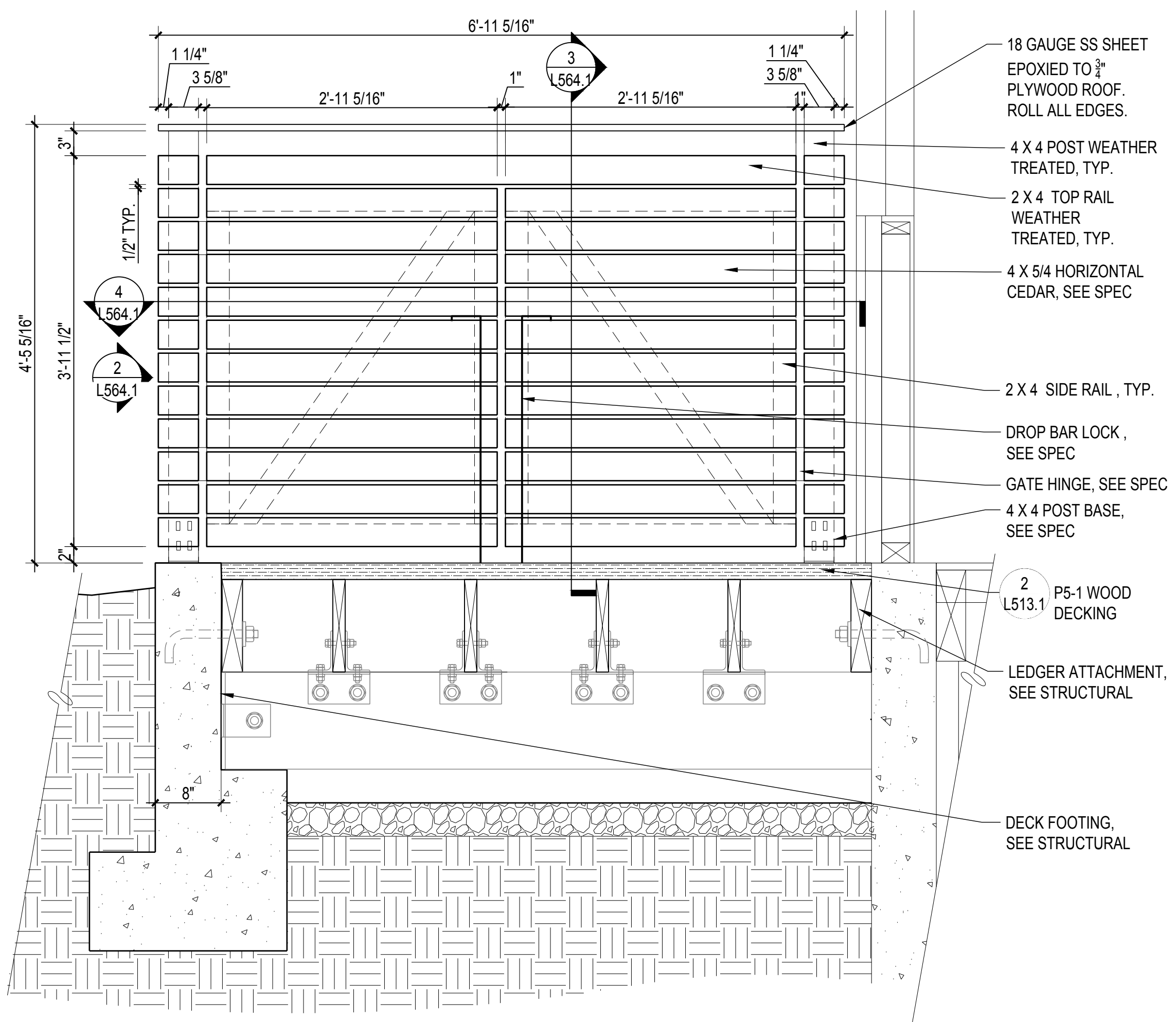
BID SET

DRAWN BY \_\_\_\_\_ CHECKED BY \_\_\_\_\_

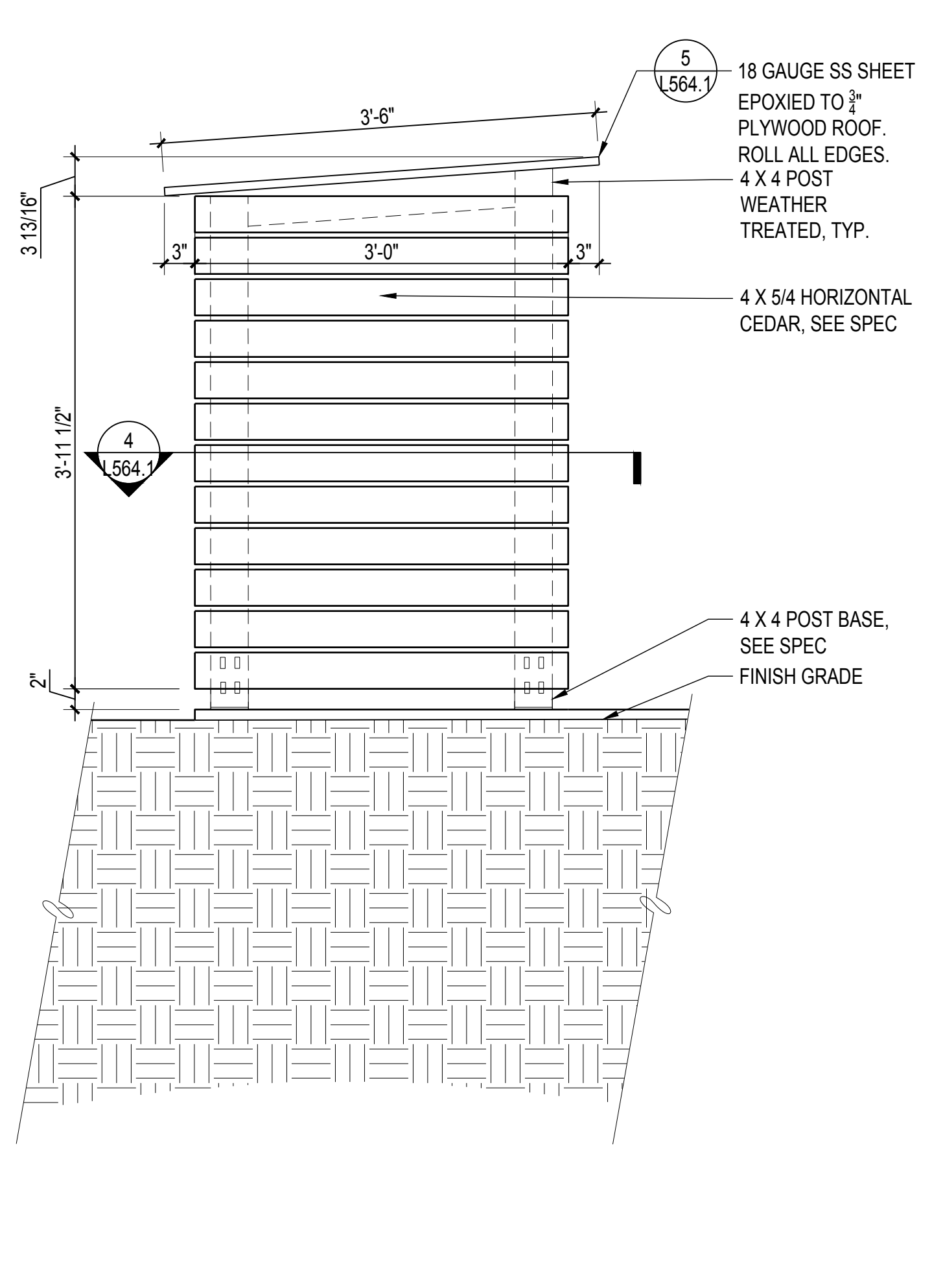
DATE 7/01/2021 GGN PROJECT # 1608

FURNISHING-MISC

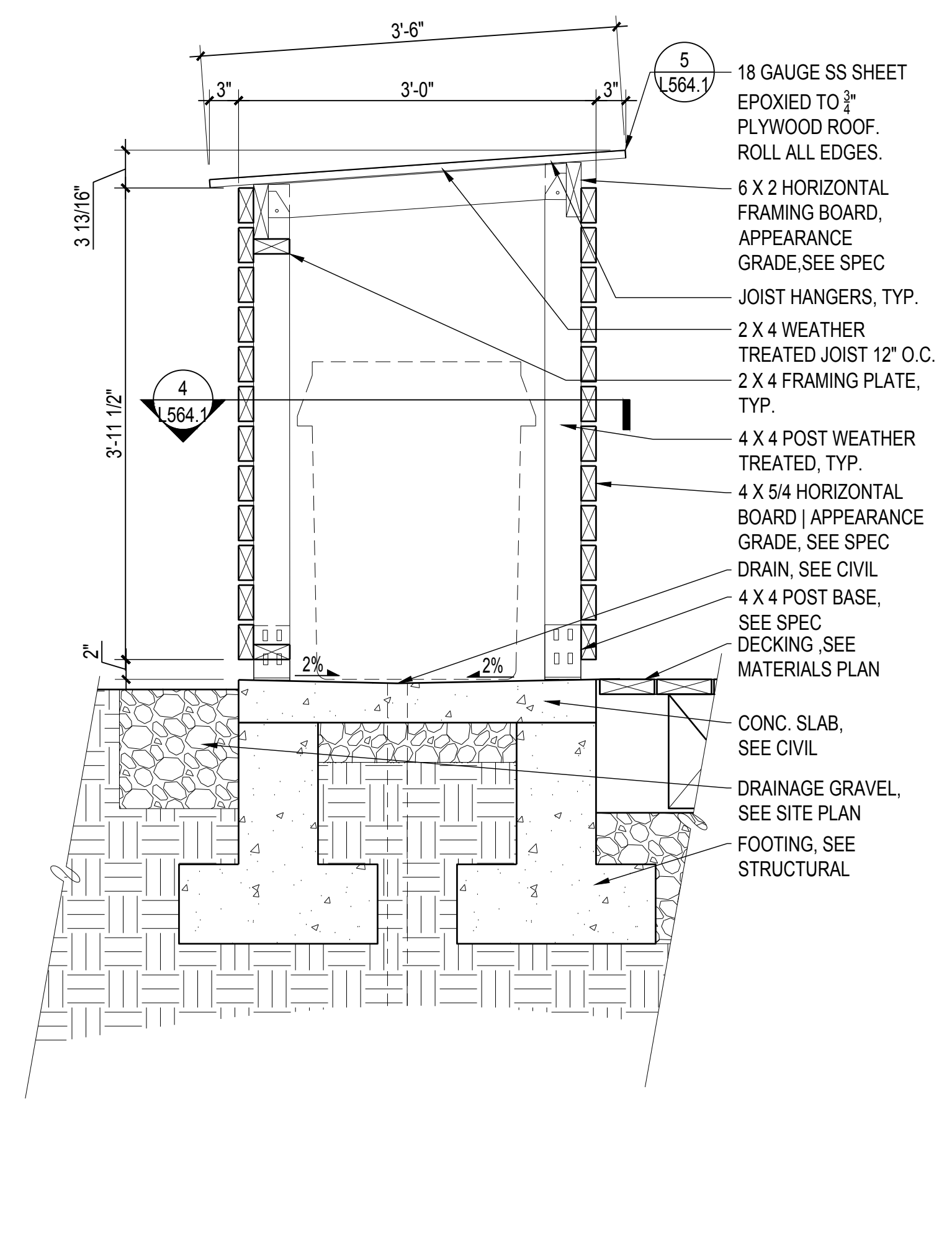
# L564.1



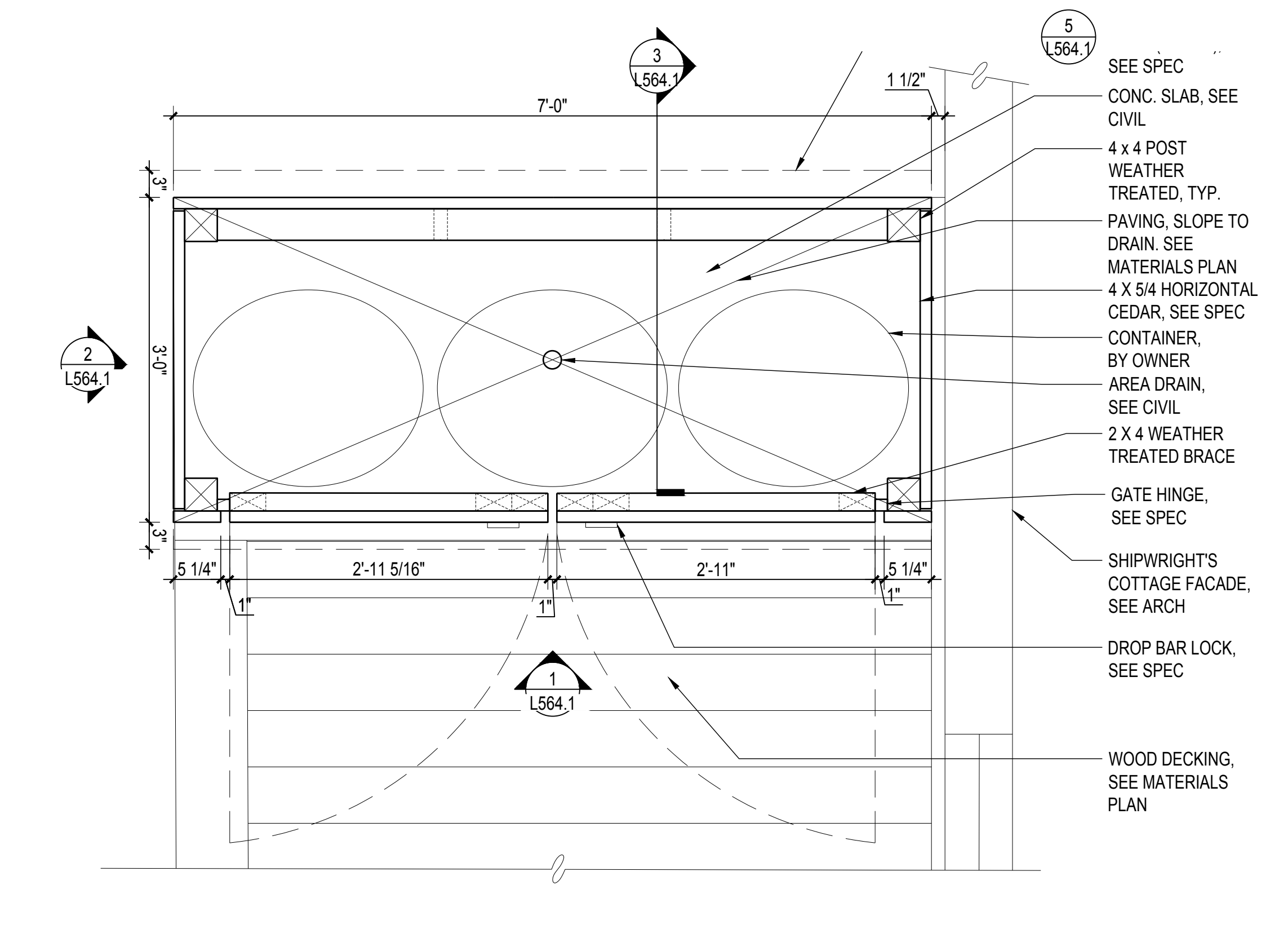
**1** ELEV: TRASH ENCLOSURE  
SCALE: 1" = 1'-0"



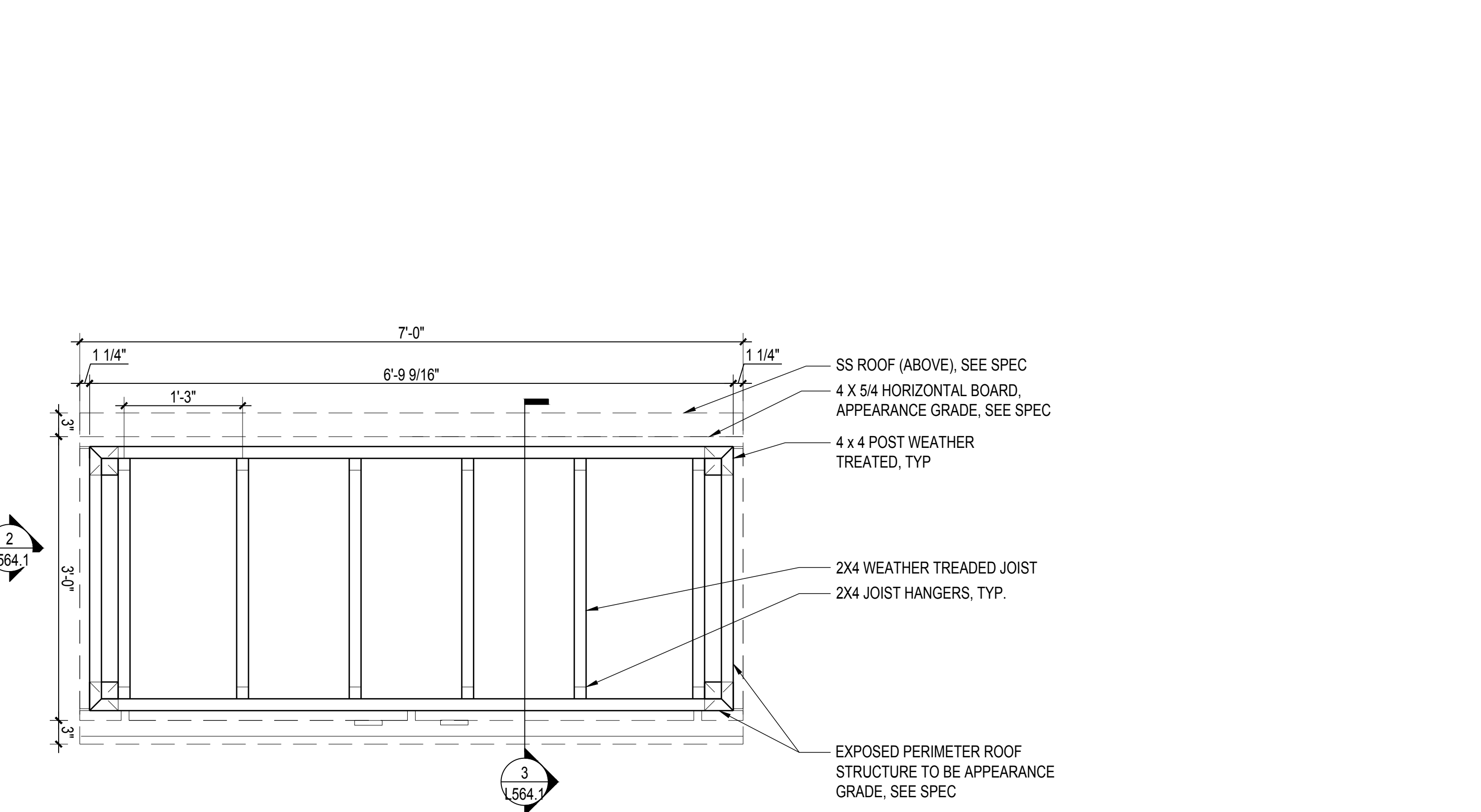
**2** ELEV: TRASH ENCLOSURE SIDE  
SCALE: 1" = 1'-0"



**3** SECT: TRASH ENCLOSURE  
SCALE: 1" = 1'-0"



**4** PLAN: TRASH ENCLOSURE  
SCALE: 1" = 1'-0"



**5** PLAN: TRASH ENCLOSURE ROOF  
SCALE: 1" = 1'-0"

# 900 INNES PARK DEVELOPMENT

CITY AND COUNTY OF SAN FRANCISCO  
RECREATION AND PARKS DEPARTMENT  
49 SOUTH VAN NESS AVENUE, SUITE 1220  
SAN FRANCISCO, CA 94103  
PH. 415-831-2700

THE TRUST FOR PUBLIC LAND  
101 MONTGOMERY STREET  
SUITE 900  
SAN FRANCISCO, CA 94104  
PH. 415-495-4014

PRIME CONSULTANT / LANDSCAPE ARCHITECT  
GUSTAFSON GUTHRIE NICHOL  
PH. 206-903-8802

CIVIL ENGINEER  
SHERWOOD DESIGN ENGINEERS  
PH. 415-348-9650

ARCHITECT  
JENSEN ARCHITECTS  
PH. 415-348-9650  
ECOLOGICAL RESTORATION  
RANA CREEK  
PH. 831-659-3820

STRUCTURAL ENGINEER  
JON BRODY STRUCTURAL ENGINEERS  
PH. 415-296-9494

COASTAL ENGINEER  
MOFFATT AND NICHOL  
PH. 925-944-5411

LIGHTING  
NITEO CALIFORNIA  
PH. 415-666-2232

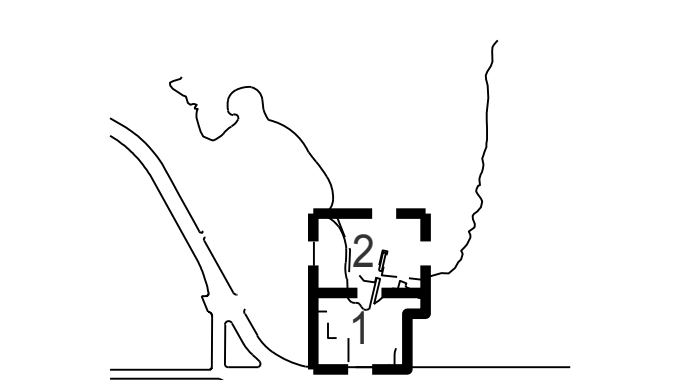
MEP & IT  
INTERFACE ENGINEERING  
PH. 415-489-7240

GEOTECHNICAL ENGINEER  
AGS, INC.  
PH. 415-957-9240

SECURITY CONSULTANT  
ZBETA CONSULTING  
PH. 415-259-0422

FOR OFFICIAL USE

KEY PLAN



## REVISIONS:

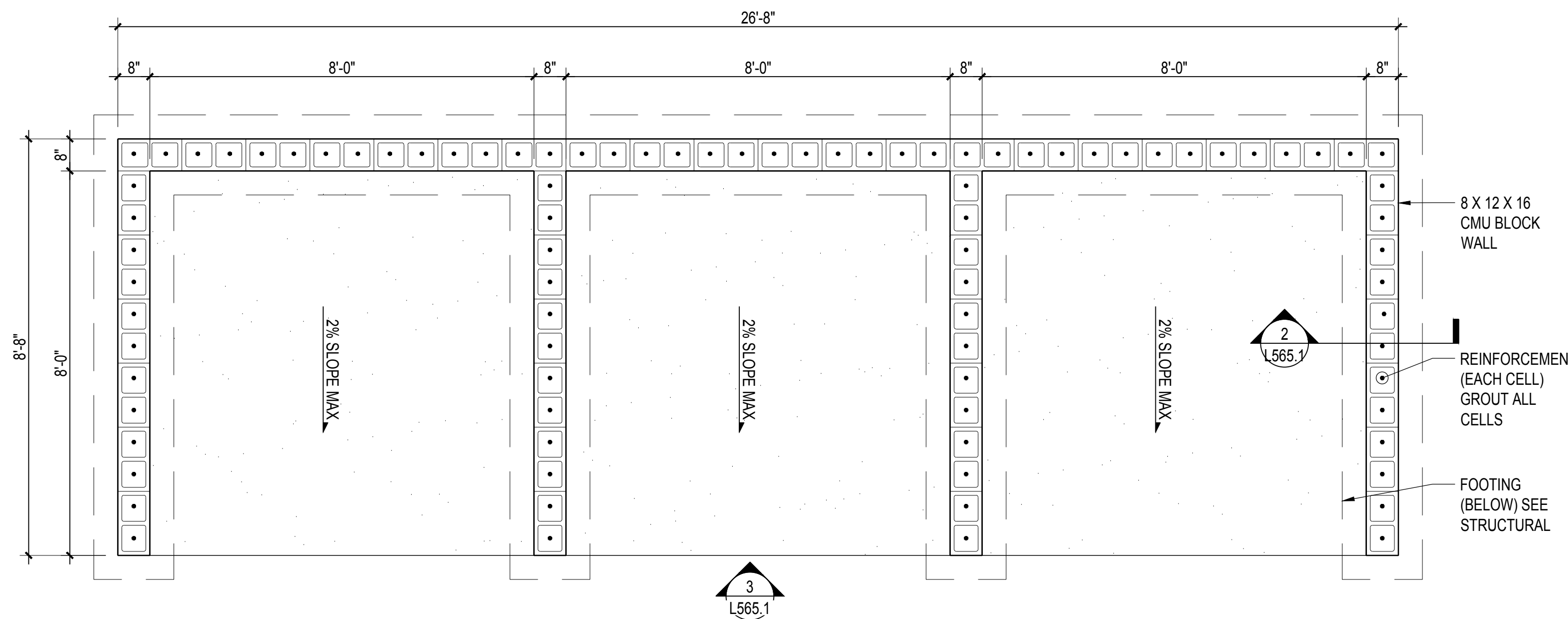
NO.	DATE	DESCRIPTION

## ISSUANCE

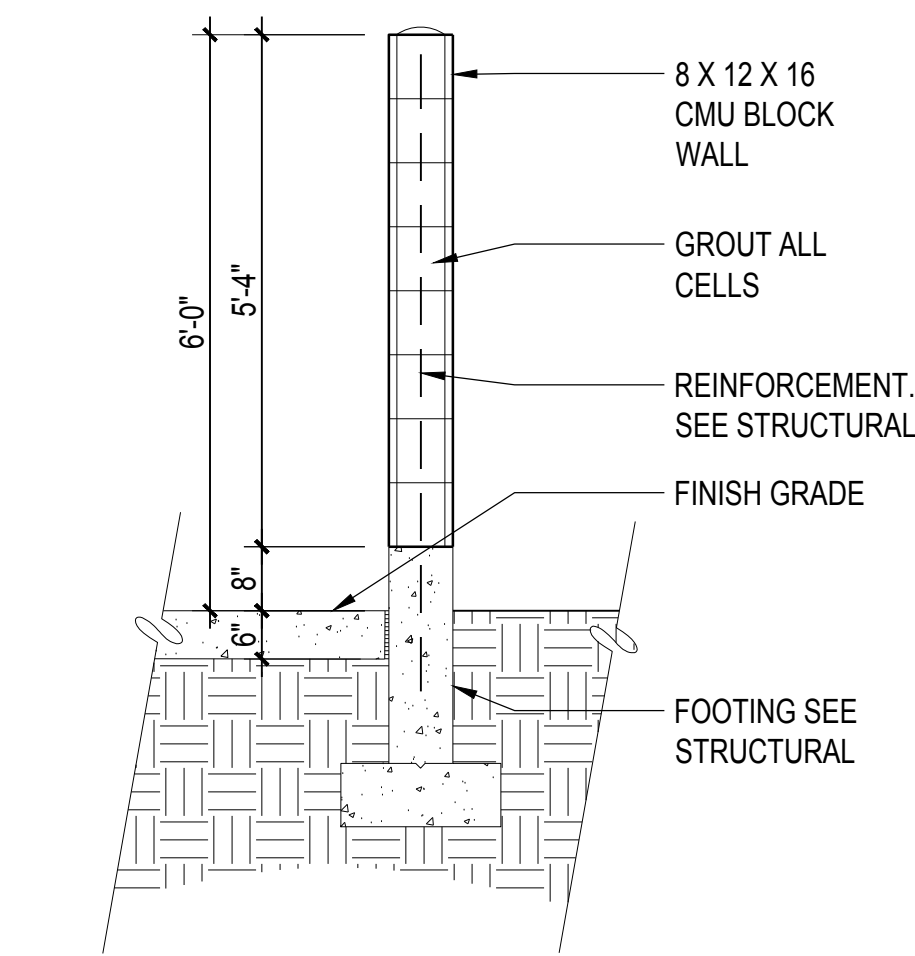
BID SET	
DRAWN BY	CHECKED BY
DATE	GGN PROJECT #
7/01/2021	1608

## FURNISHING-MISC

# L565.1

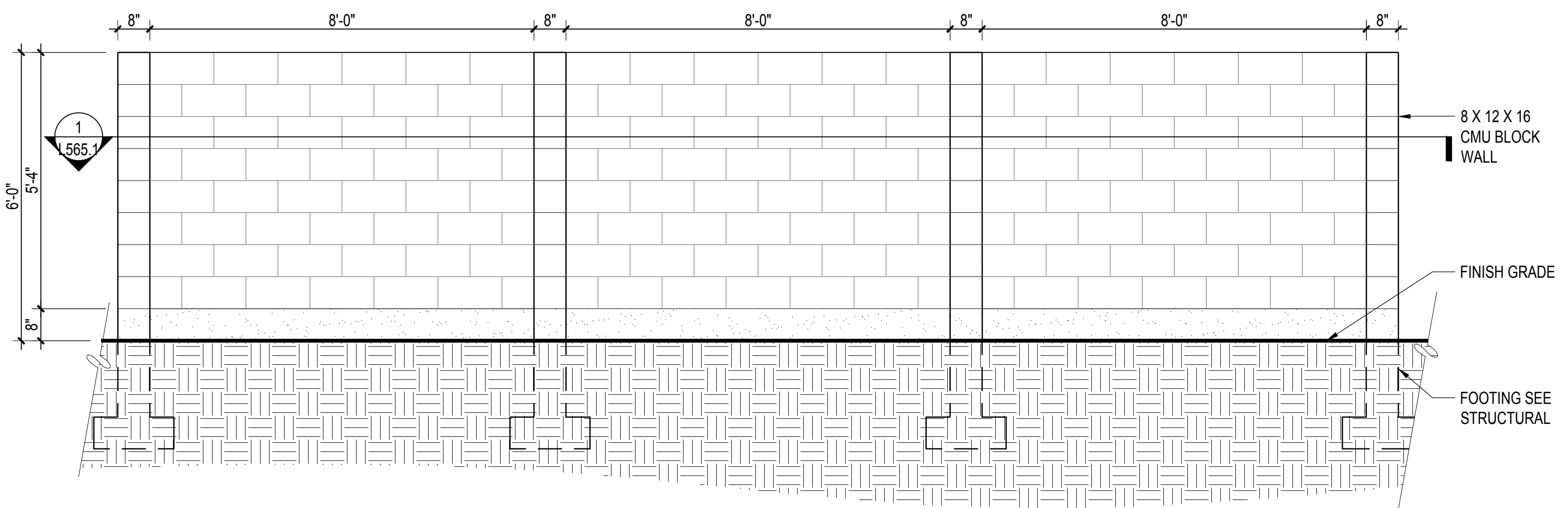


**1 PLAN: MATERIAL STORAGE BIN**  
SCALE: 1/2" = 1'-0"



**2 SECT: MATERIAL STORAGE BIN**  
SCALE: 1/2" = 1'-0"

- MATERIAL BIN STORAGE NOTES:**
- FIELD LOCATE MATERIAL STORAGE BIN ALONG HUDSON RIGHT-OF-WAY. REVIEW LOCATION WITH LANDSCAPE ARCHITECT AND OWNER.
  - MATERIAL STORAGE BIN SHALL BE ON A LEVEL PAD WITH A CROSS SLOPE OF NO MORE THAN 2% IN ANY DIRECTION.
  - THE AREA WITHIN THE ENCLOSURE SHALL BE PAVED 6" DEEP WITH CAST-IN-PLACE CONCRETE. SLOPE ALL PAVEMENT TO DRAIN.
- WALL NOTES:**
- 8" MIN. CMU BLOCK
  - GROUT ALL CELLS CONTAINING REBAR AND ANCHORS.



**3 ELEV: MATERIAL SORTAGE BIN**  
SCALE: 1/2" = 1'-0"

## MOUNTING INSTRUCTIONS and PLUMBING CONNECTIONS

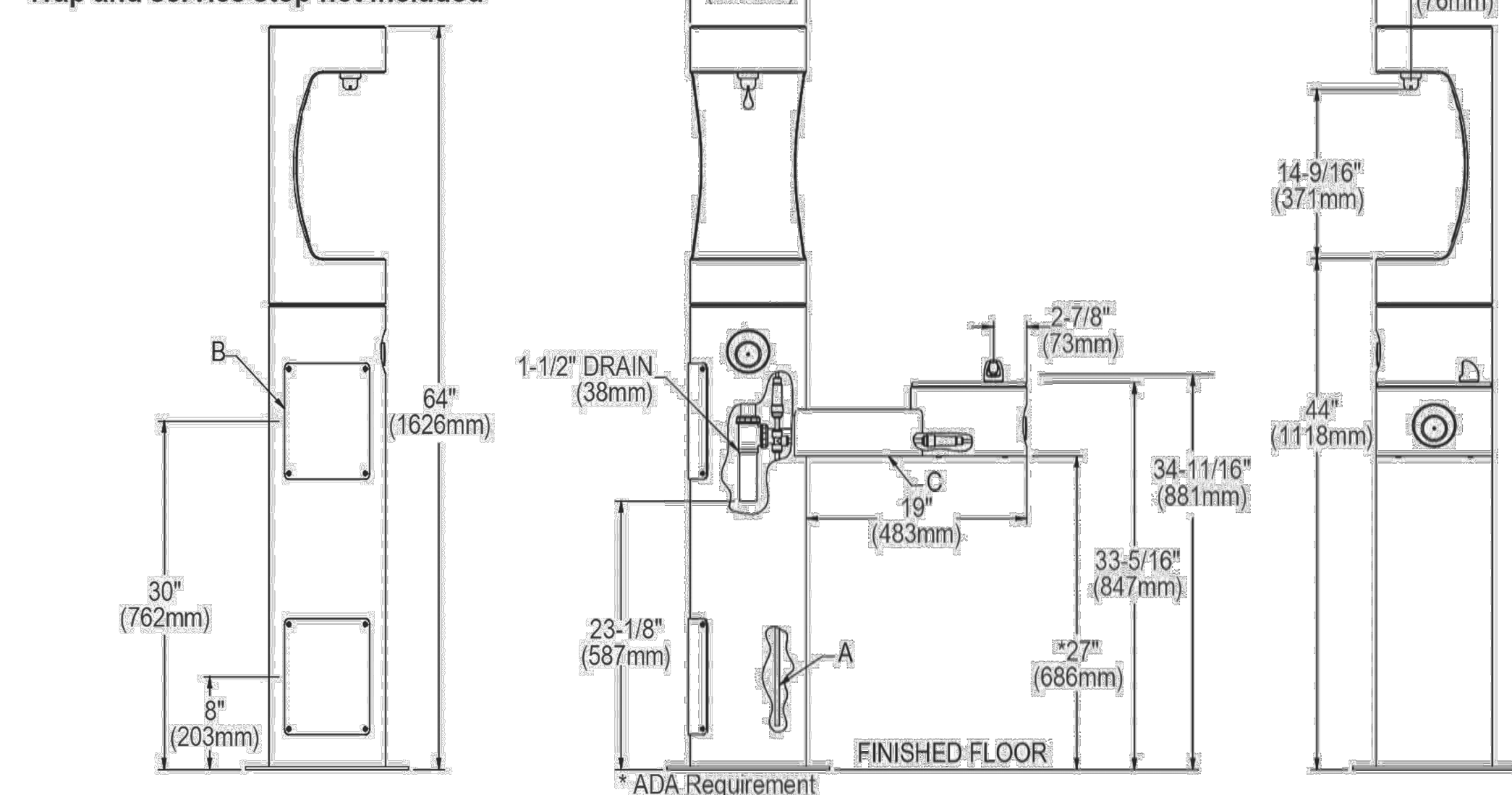
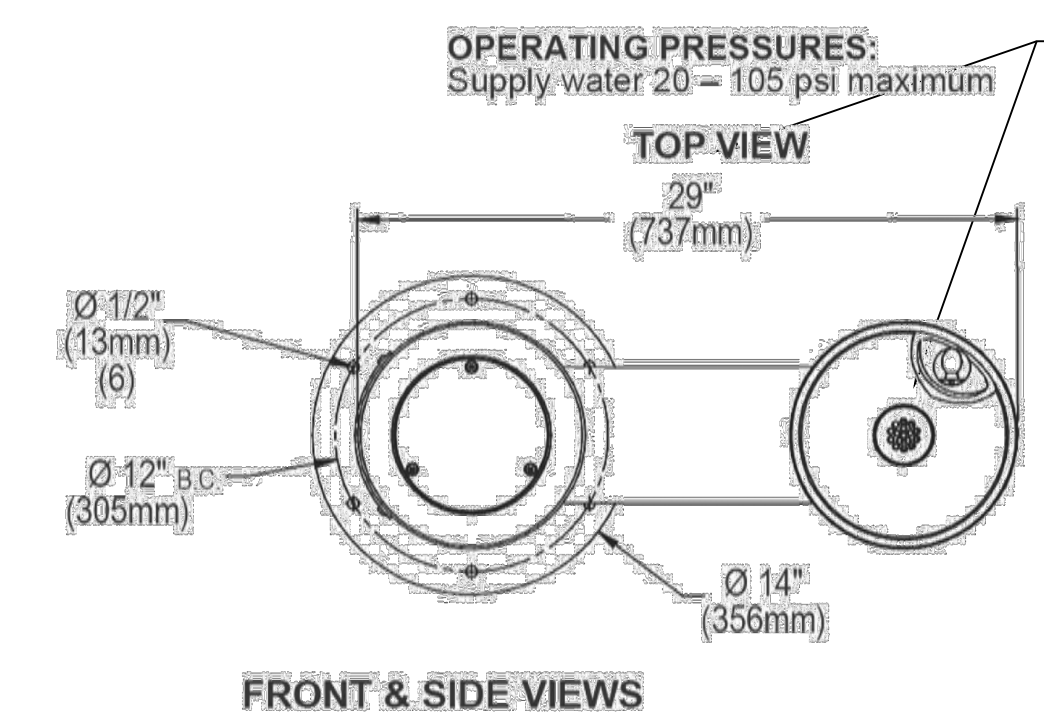
Provide solid, well-drained surface to mount pedestal fountain (concrete pad recommended) with adequate support (300 lb. load minimum). (6) 3/8" minimum fasteners (not included) should be attached firmly to mounting surface in order to secure unit. (Refer to rough-in diagram)

Locate and install plumbing through ground as required.

**NOTE:** Unit is not furnished with service valve.

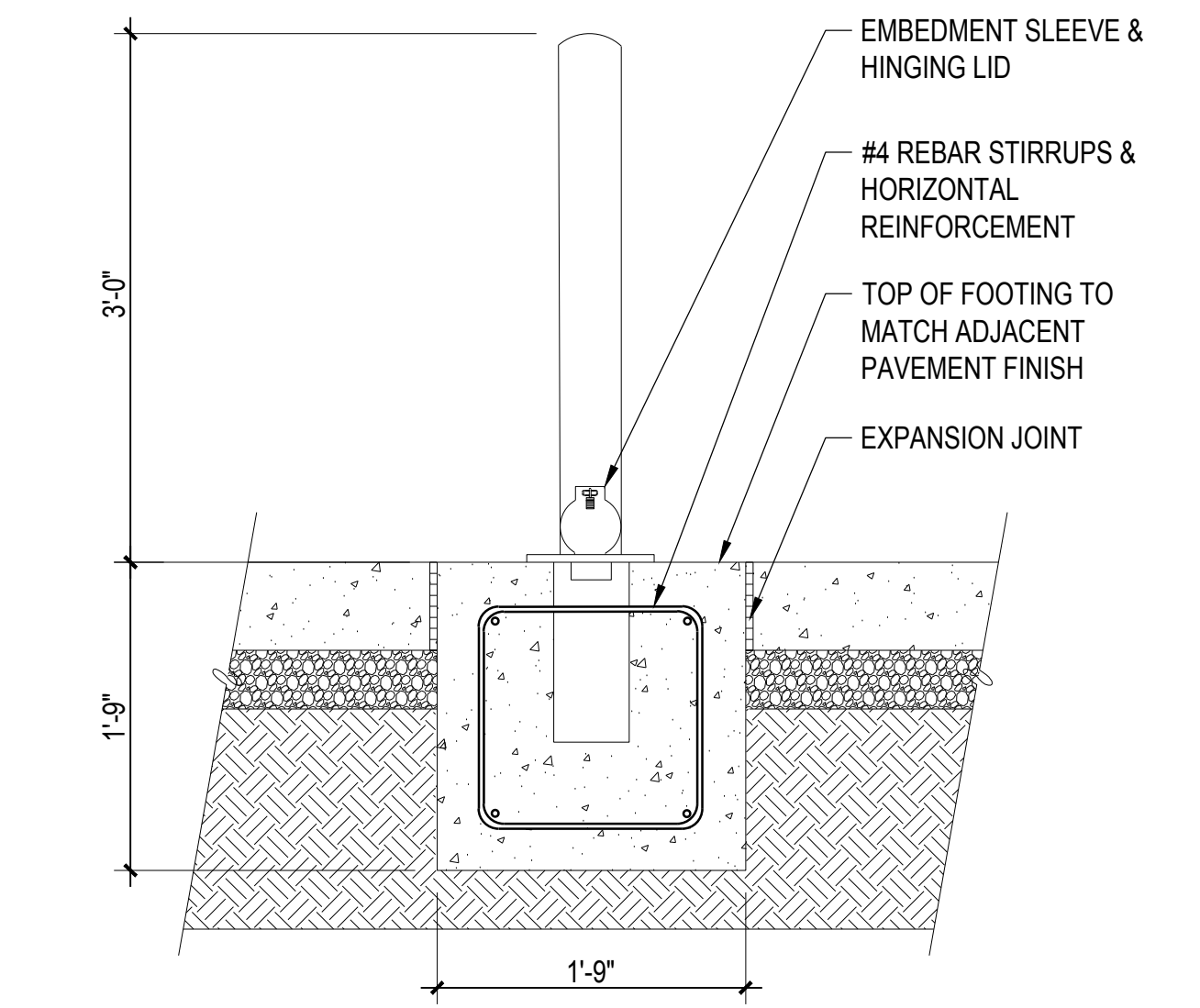
Position pedestal over plumbing and secure base to fasteners. Remove access panels and connect supply and water lines. Turn on water supply and check for leaks. Reassemble access panels to pedestal.

**Trap and service stop not included**

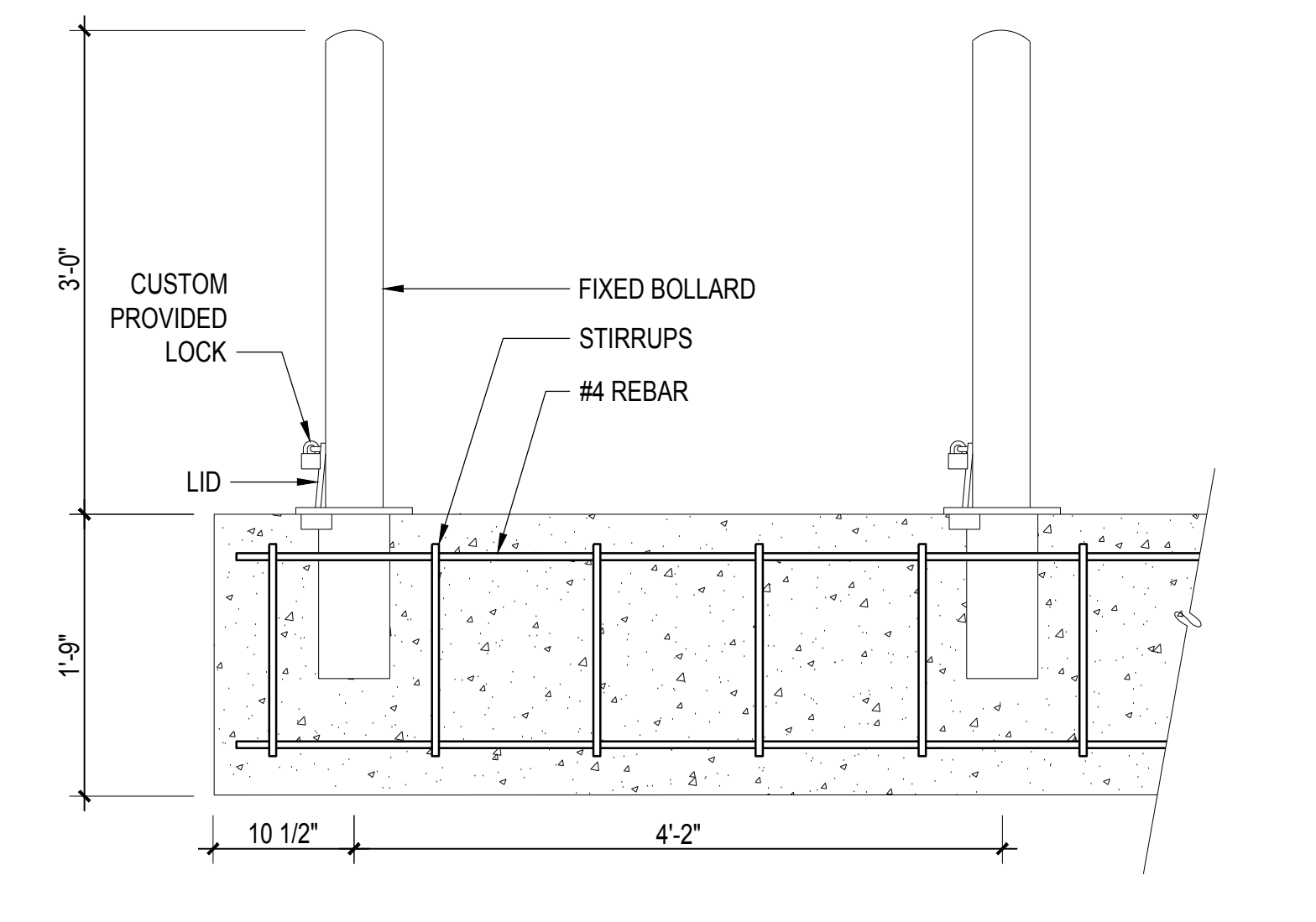


A = 3/8" O.D. Unplated copper tube connect. Shut off valve by others.  
B = Access panel (8" x 10").  
C = Removable bottom cover.

DESCRIPTION: OUTDOOR WATER FOUNTAIN AND BOTTLE FILLING STATION  
MANUFACTURER: ELKAY, OR EQUAL  
MODEL: LK4420BF1U  
SEE SPEC



**5 SECT: REMOVABLE BOLLARD FOUNDATION**  
SCALE: 1" = 1'-0"



**6 SECT: REMOVABLE BOLLARD FOUNDATION**  
SCALE: 1" = 1'-0"

**4 DETL: WATER FOUNTAIN**  
SCALE: 1" = 1'-0"

**900 INNES  
PARK DEVELOPMENT**

CITY AND COUNTY OF SAN FRANCISCO  
RECREATION AND PARKS DEPARTMENT  
49 SOUTH VAN NESS AVENUE, SUITE 1220  
SAN FRANCISCO, CA 94103  
PH. 415-831-2700



THE TRUST FOR PUBLIC LAND  
101 MONTGOMERY STREET  
SUITE 900  
SAN FRANCISCO, CA 94104  
PH. 415-495-4014



PRIME CONSULTANT / LANDSCAPE ARCHITECT  
GUSTAFSON GUTHRIE NICHOL  
PH. 206-903-8802

CIVIL ENGINEER  
SHERWOOD DESIGN ENGINEERS  
PH. 415-348-9650

ARCHITECT  
JENSEN ARCHITECTS  
PH. 415-348-9650

ECOLOGICAL RESTORATION  
RANA CREEK  
PH. 831-659-3820

STRUCTURAL ENGINEER  
JON BRODY STRUCTURAL ENGINEERS  
PH. 415-296-9494

COASTAL ENGINEER  
MOFFATT AND NICHOL  
PH. 925-944-5411

LIGHTING  
NITEO CALIFORNIA  
PH. 415-666-2232

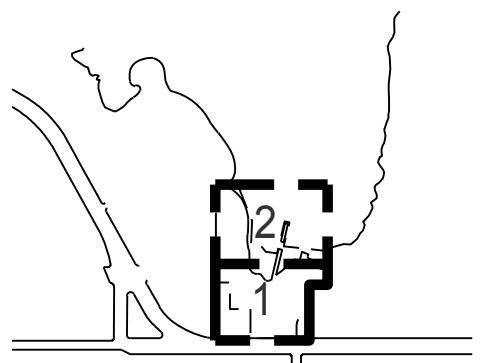
MEP & IT  
INTERFACE ENGINEERING  
PH. 415-489-7240

GEOTECHNICAL ENGINEER  
AGS, INC  
PH. 415-957-9240

SECURITY CONSULTANT  
ZBETA CONSULTING  
PH. 415-259-0422

FOR OFFICIAL USE

KEY PLAN



**REVISIONS:**

NO.	DATE	DESCRIPTION

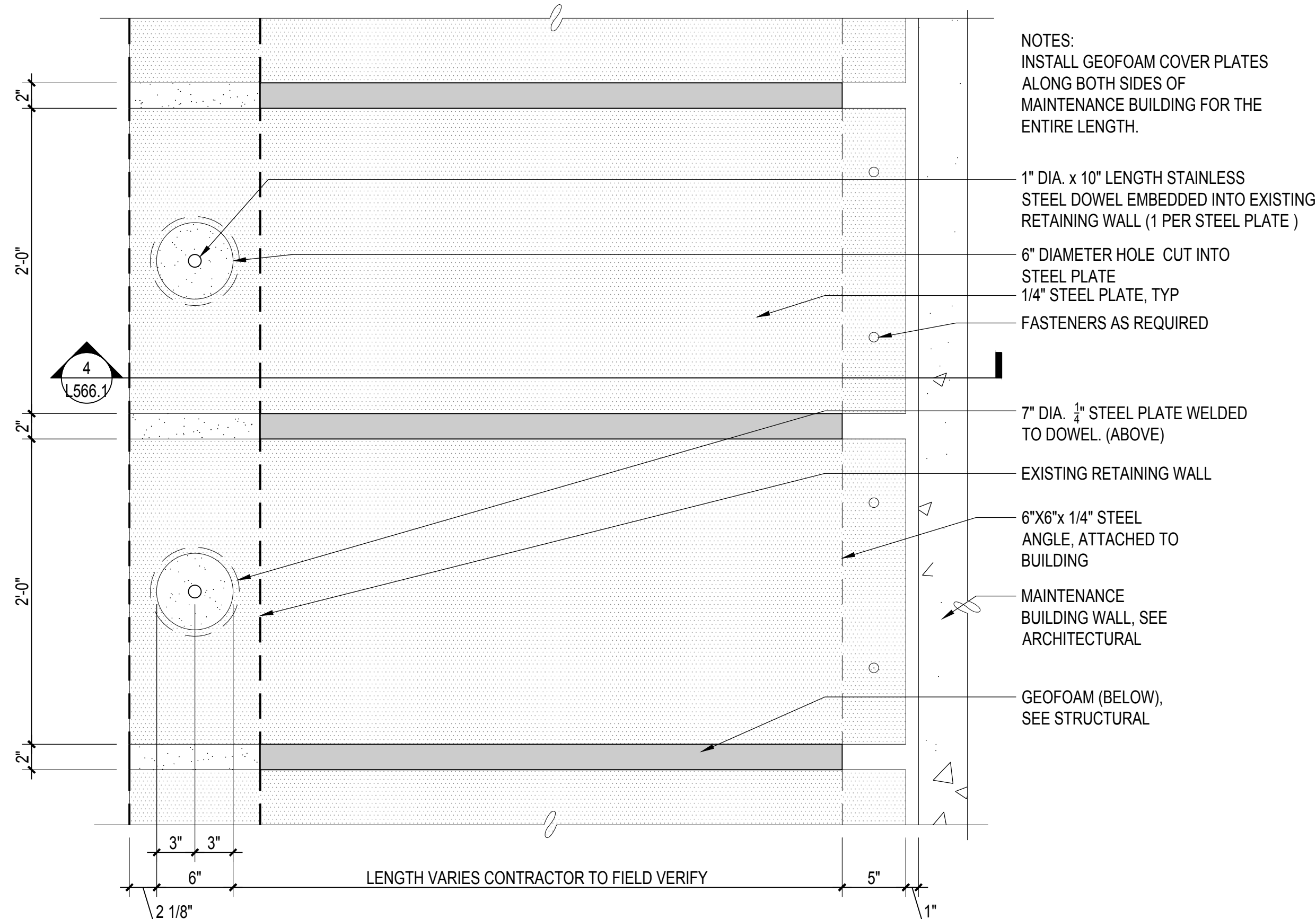
ISSUANCE

BID SET

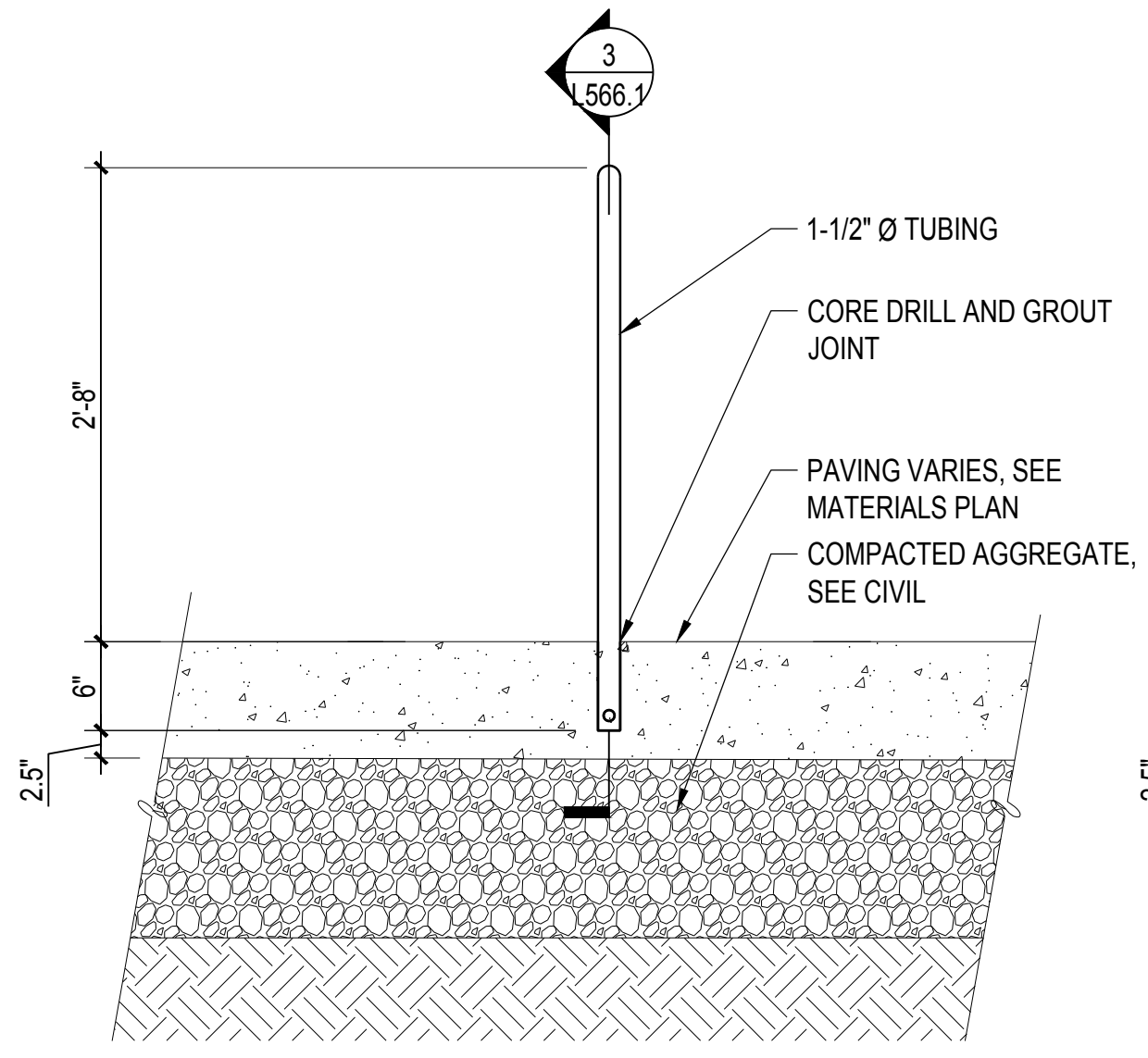
DRAWN BY	CHECKED BY
DATE	GNN PROJECT #
7/01/2021	1608

FURNISHING-MISC

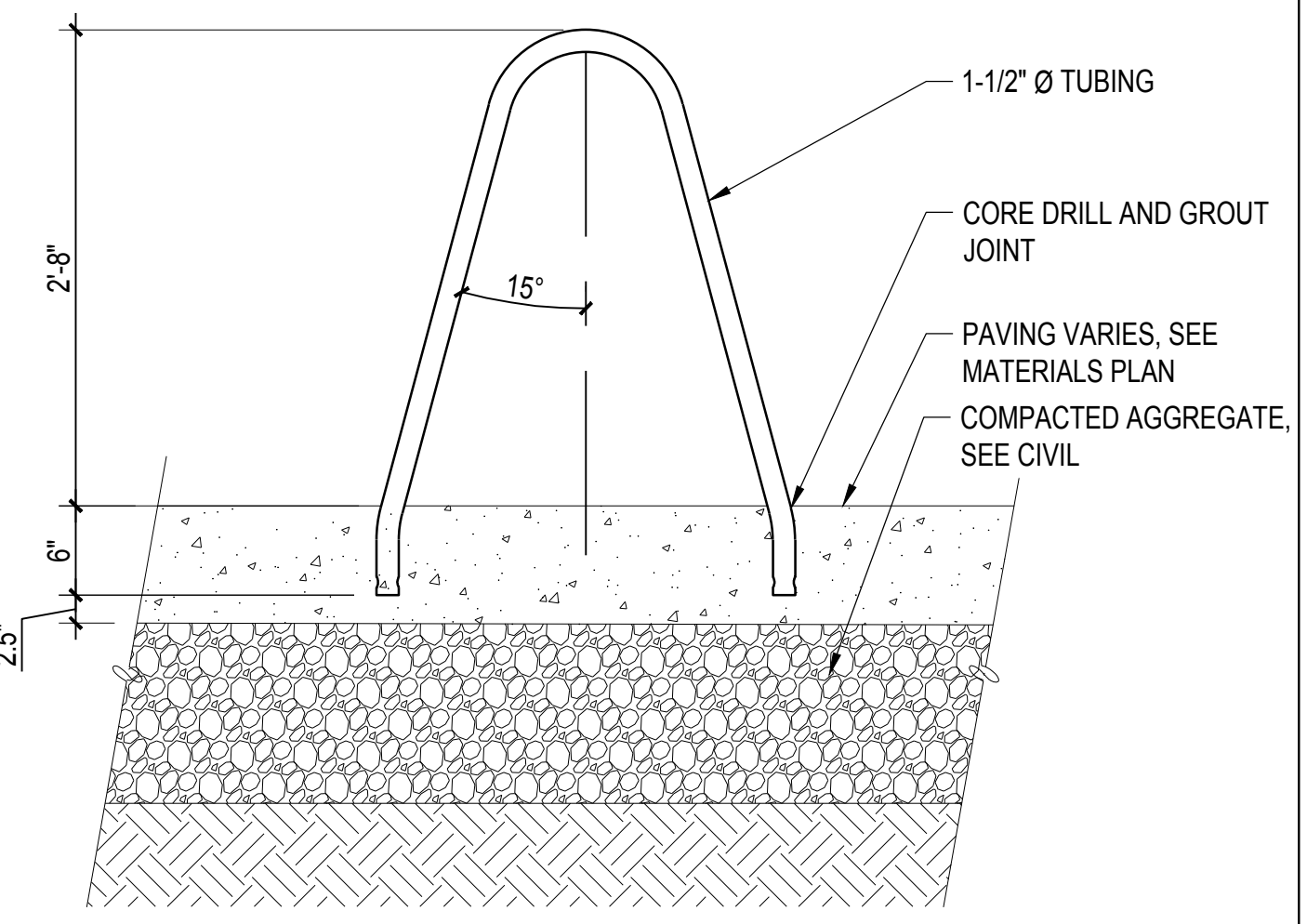
**L566.1**



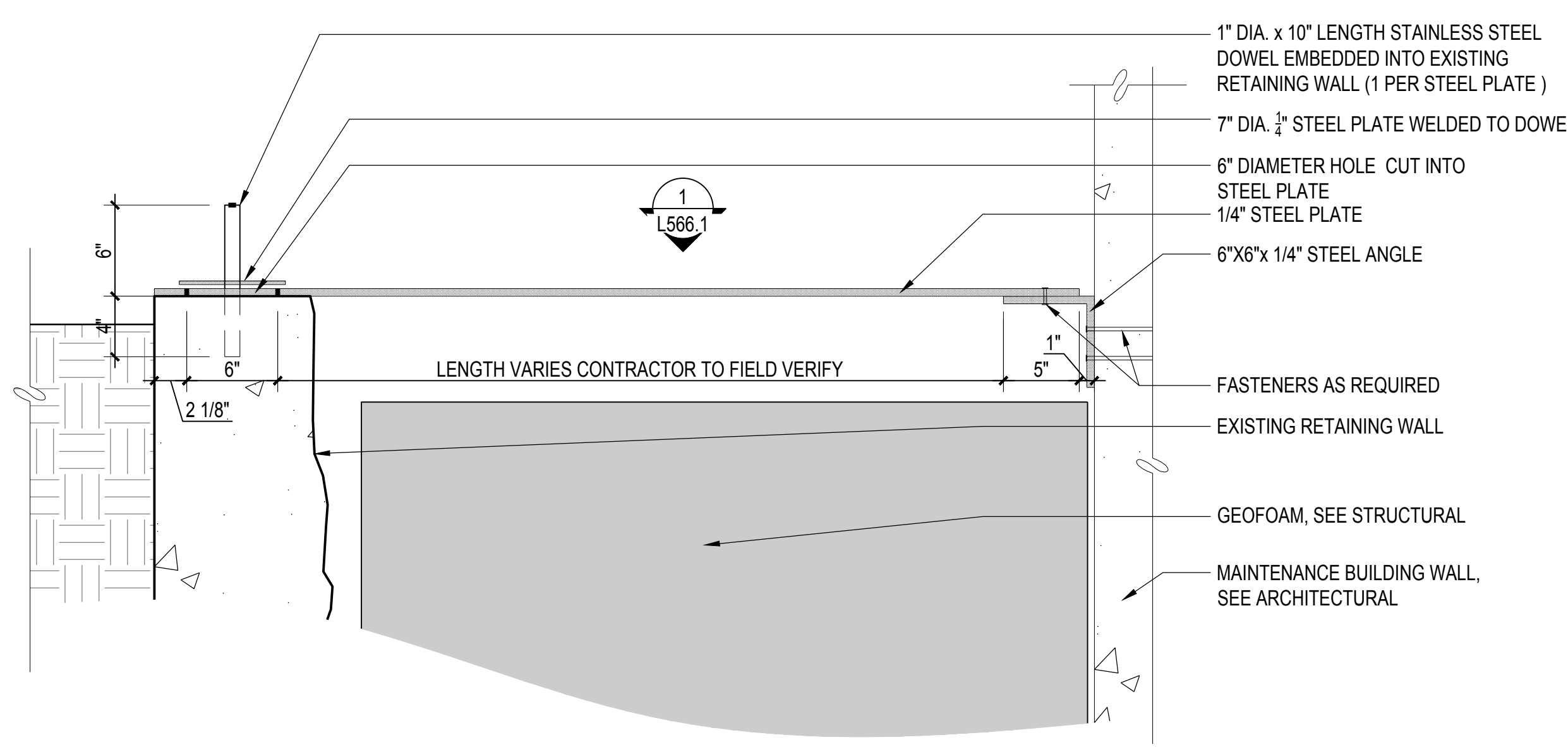
**1 PLAN: GEOFOAM COVER PLATE**  
SCALE: 1 1/2" = 1'-0"



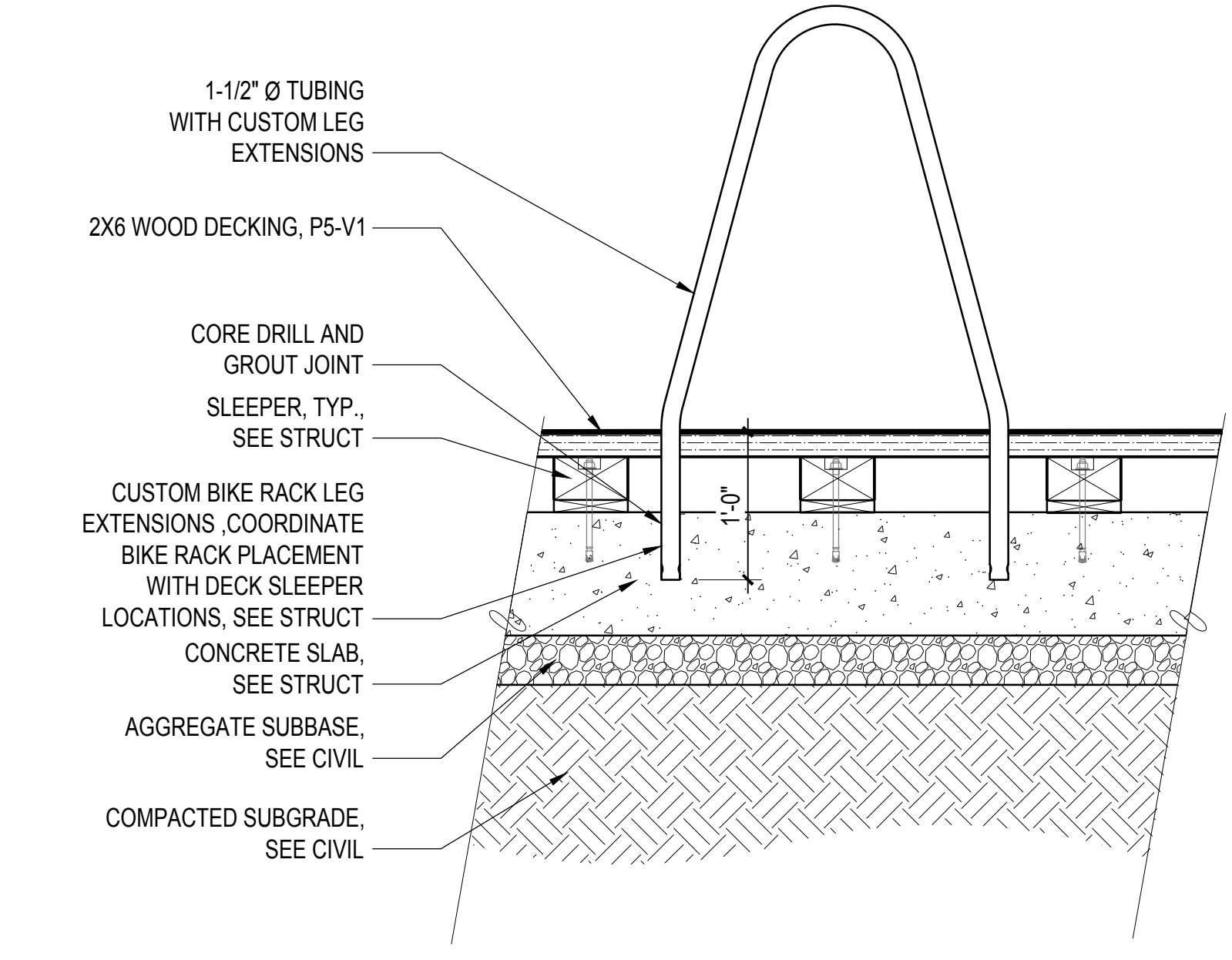
**2 SECT: BIKE RACK (SIDE)**  
SCALE: 1" = 1'-0"



**3 SECT: BIKE RACK (FRONT)**  
SCALE: 1" = 1'-0"



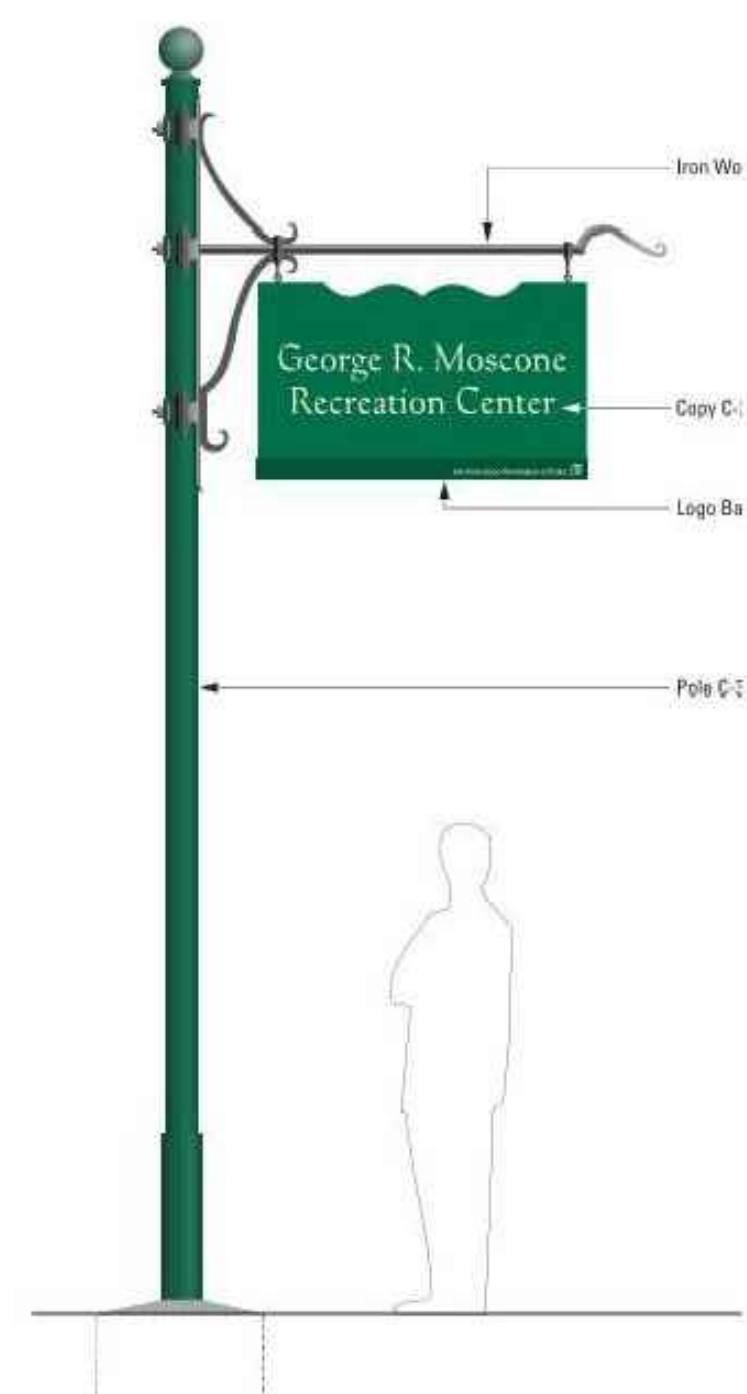
**4 SECT: GEOFOAM COVER PLATE**  
SCALE: 1 1/2" = 1'-0"




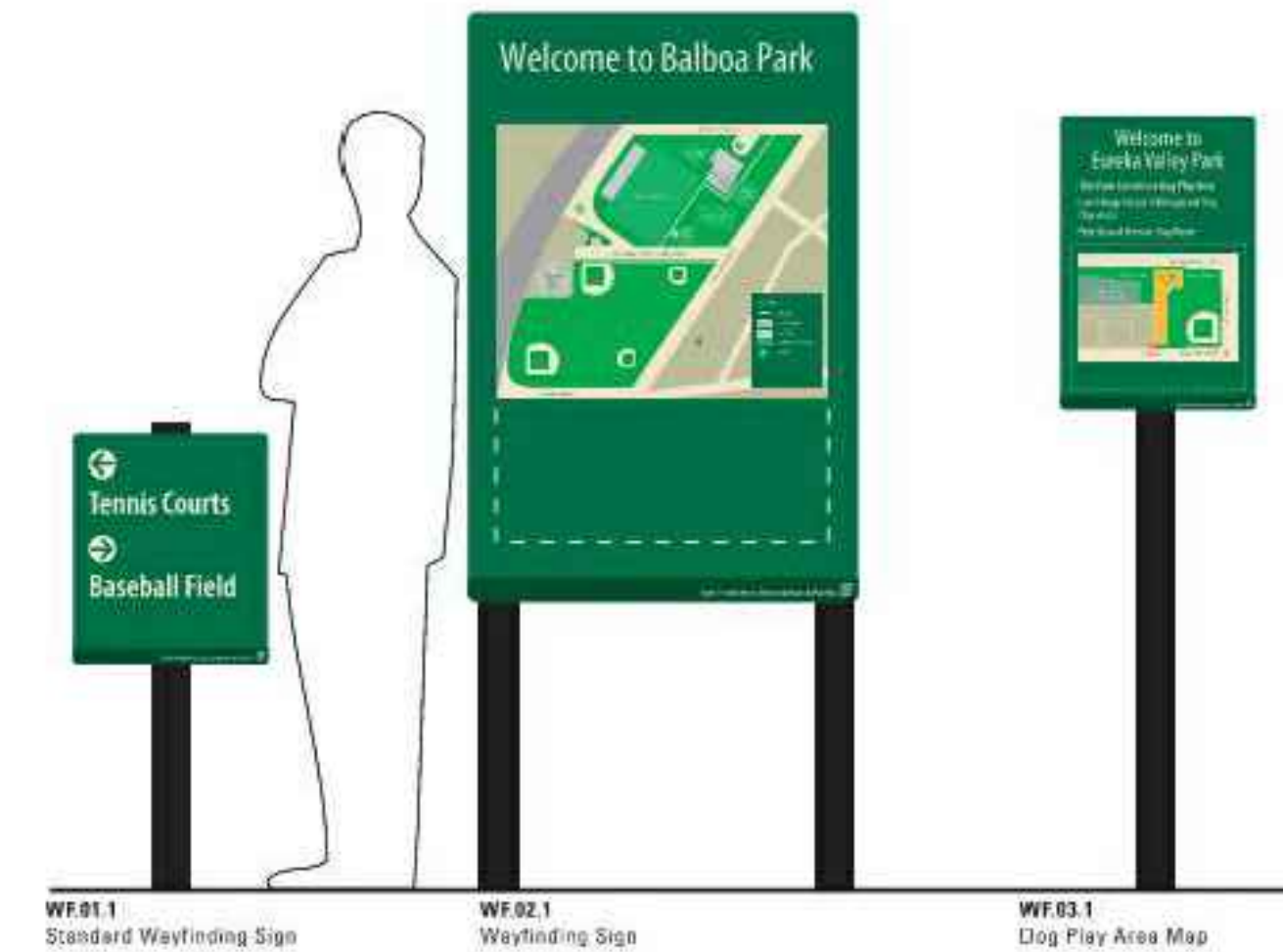
**5 SECT: BIKE RACK AT WOOD DECKING**  
SCALE: 1" = 1'-0"



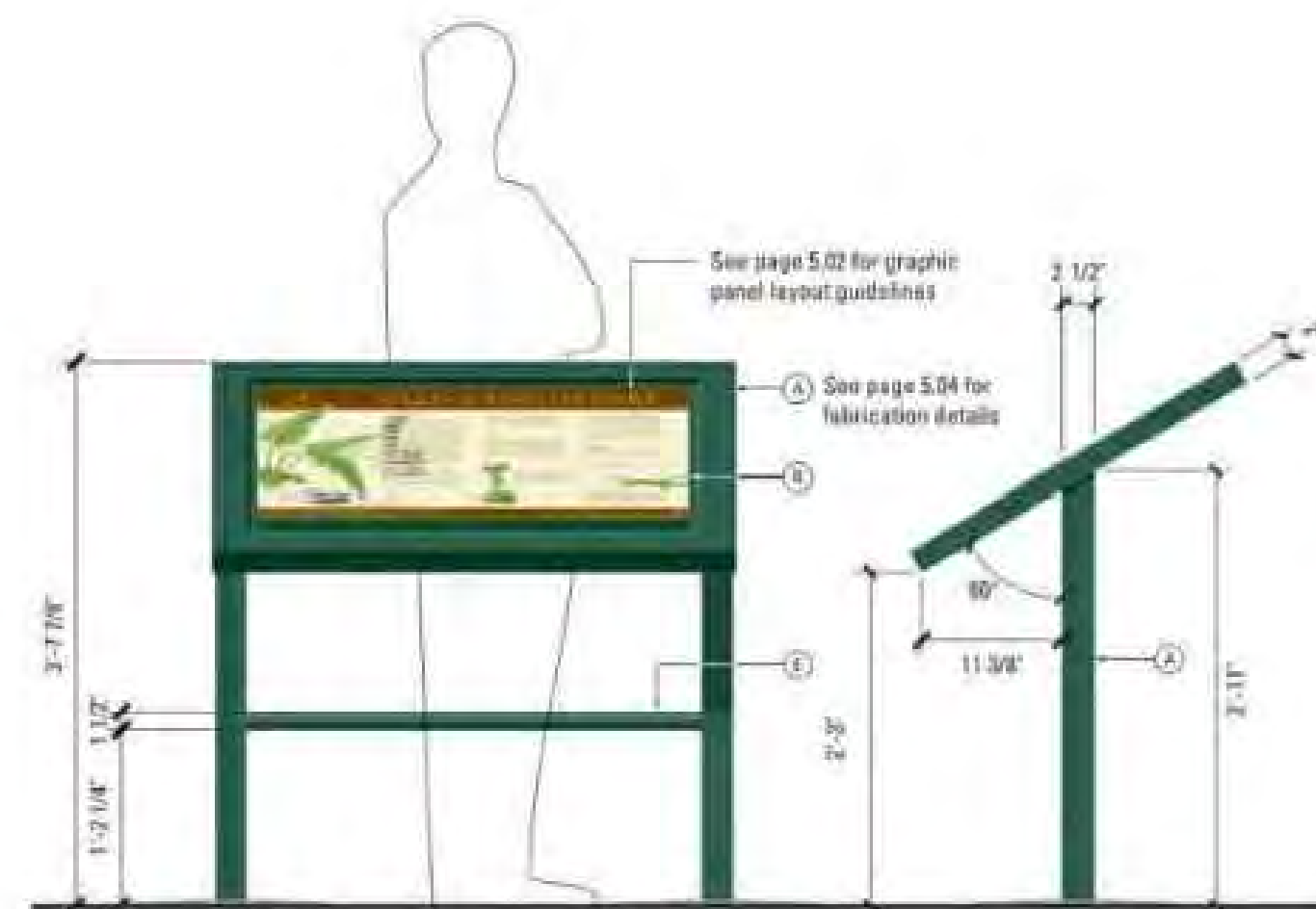
1 DETL: SIGNAGE-PRIMARY  
SCALE: N/A



2 DETL: SIGNAGE-SECONDARY  
SCALE: N/A



3 DETL: SIGNAGE-INTERPRETIVE  
SCALE: N/A



# 900 INNES PARK DEVELOPMENT

CITY AND COUNTY OF SAN FRANCISCO  
RECREATION AND PARKS DEPARTMENT  
49 SOUTH VAN NESS AVENUE, SUITE 1220  
SAN FRANCISCO, CA 94103  
PH. 415-831-2700



THE TRUST FOR PUBLIC LAND  
101 MONTGOMERY STREET  
SUITE 900  
SAN FRANCISCO, CA 94104  
PH. 415-495-4014



PRIME CONSULTANT / LANDSCAPE ARCHITECT  
GUSTAFSON GUTHRIE NICHOL  
PH. 206-903-6802

CIVIL ENGINEER  
SHERWOOD DESIGN ENGINEERS  
PH. 415-348-9650

ARCHITECT  
JENSEN ARCHITECTS  
PH. 415-348-9650

ECOLOGICAL RESTORATION  
RANA CREEK  
PH. 831-659-3820

STRUCTURAL ENGINEER  
JON BRODY STRUCTURAL ENGINEERS  
PH. 415-296-9494

COASTAL ENGINEER  
MOFFATT AND NICHOL  
PH. 925-944-5411

LIGHTING  
NITEO CALIFORNIA  
PH. 415-666-2232

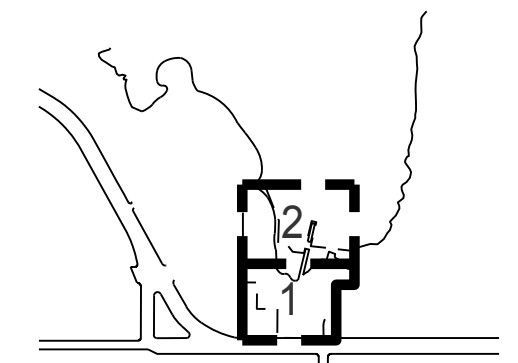
MEP & IT  
INTERFACE ENGINEERING  
PH. 415-489-7240

GEOTECHNICAL ENGINEER  
AGS, INC  
PH. 415-957-9240

SECURITY CONSULTANT  
ZBETA CONSULTING  
PH. 415-259-0422

FOR OFFICIAL USE

KEY PLAN



REVISIONS:

NO.	DATE	DESCRIPTION

ISSUANCE

ISSUANCE		BID SET	
DRAWN BY	CHECKED BY	DATE	GGN PROJECT #
		7/01/2021	1608

FURNISHING-SIGNAGE

# L567.1

**900 INNES  
PARK DEVELOPMENT**

CITY AND COUNTY OF SAN FRANCISCO  
RECREATION AND PARKS DEPARTMENT  
49 SOUTH VAN NESS AVENUE, SUITE 1220  
SAN FRANCISCO, CA 94103  
PH. 415-831-2700



THE TRUST FOR PUBLIC LAND  
101 MONTGOMERY STREET  
SUITE 900  
SAN FRANCISCO, CA 94104  
PH. 415-495-4014



PRIME CONSULTANT / LANDSCAPE ARCHITECT  
GUSTAFSON GUTHRIE NICHOL  
PH. 206-903-8802

CIVIL ENGINEER  
SHERWOOD DESIGN ENGINEERS  
PH. 415-348-9650

ARCHITECT  
JENSEN ARCHITECTS  
PH. 415-348-9650  
ECOLOGICAL RESTORATION  
RANA CREEK  
PH. 831-659-3820

STRUCTURAL ENGINEER  
JON BRODY STRUCTURAL ENGINEERS  
PH. 415-296-9494

COASTAL ENGINEER  
MOFFATT AND NICHOL  
PH. 925-944-5411

LIGHTING  
NITEO CALIFORNIA  
PH. 415-666-2232

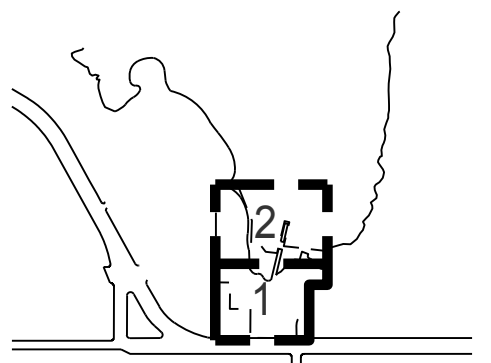
MEP & IT  
INTERFACE ENGINEERING  
PH. 415-489-7240

GEOTECHNICAL ENGINEER  
AGS, INC  
PH. 415-957-9240

SECURITY CONSULTANT  
ZBETA CONSULTING  
PH. 415-259-0422

FOR OFFICIAL USE

KEY PLAN



**REVISIONS:**

NO.	DATE	DESCRIPTION

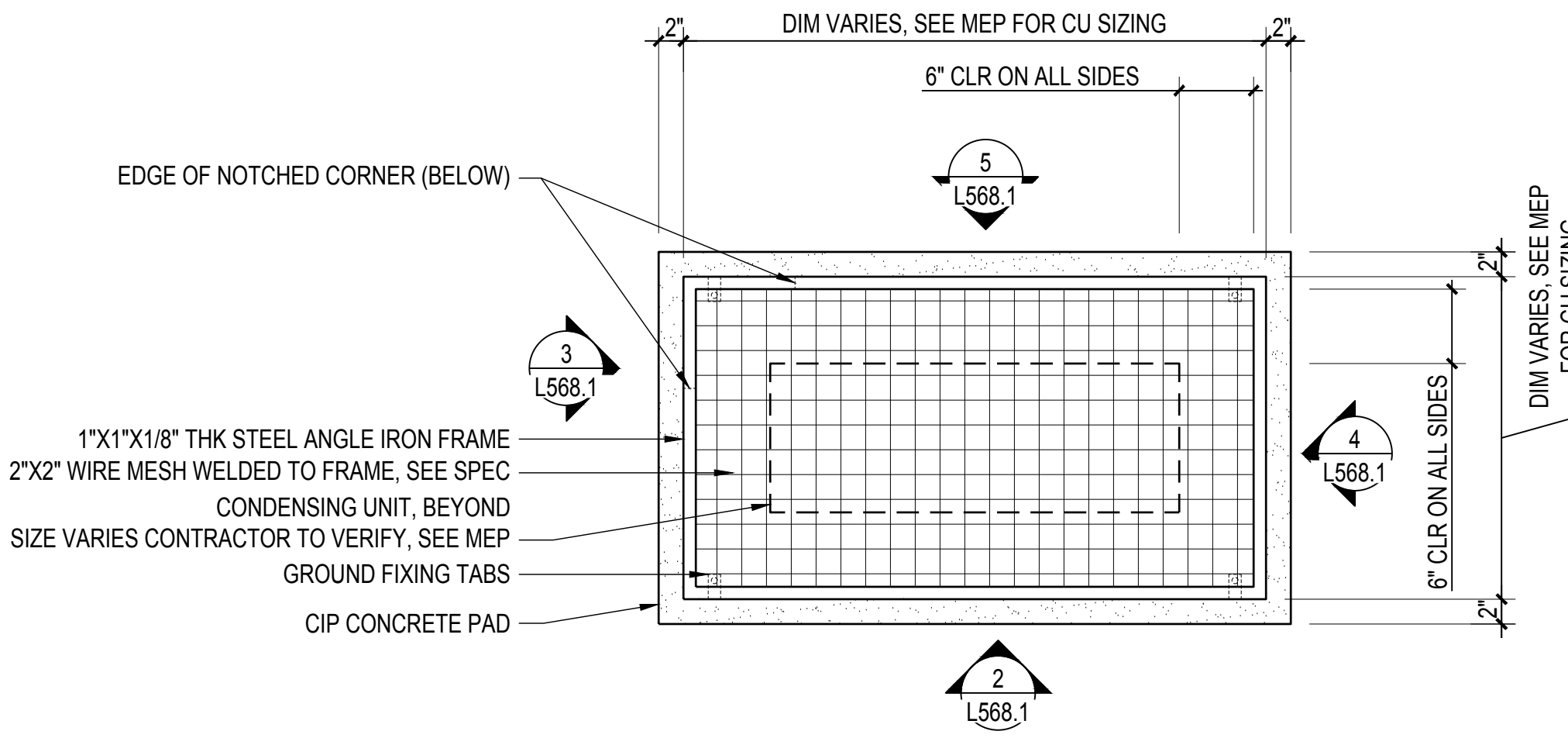
ISSUANCE

**BID SET**

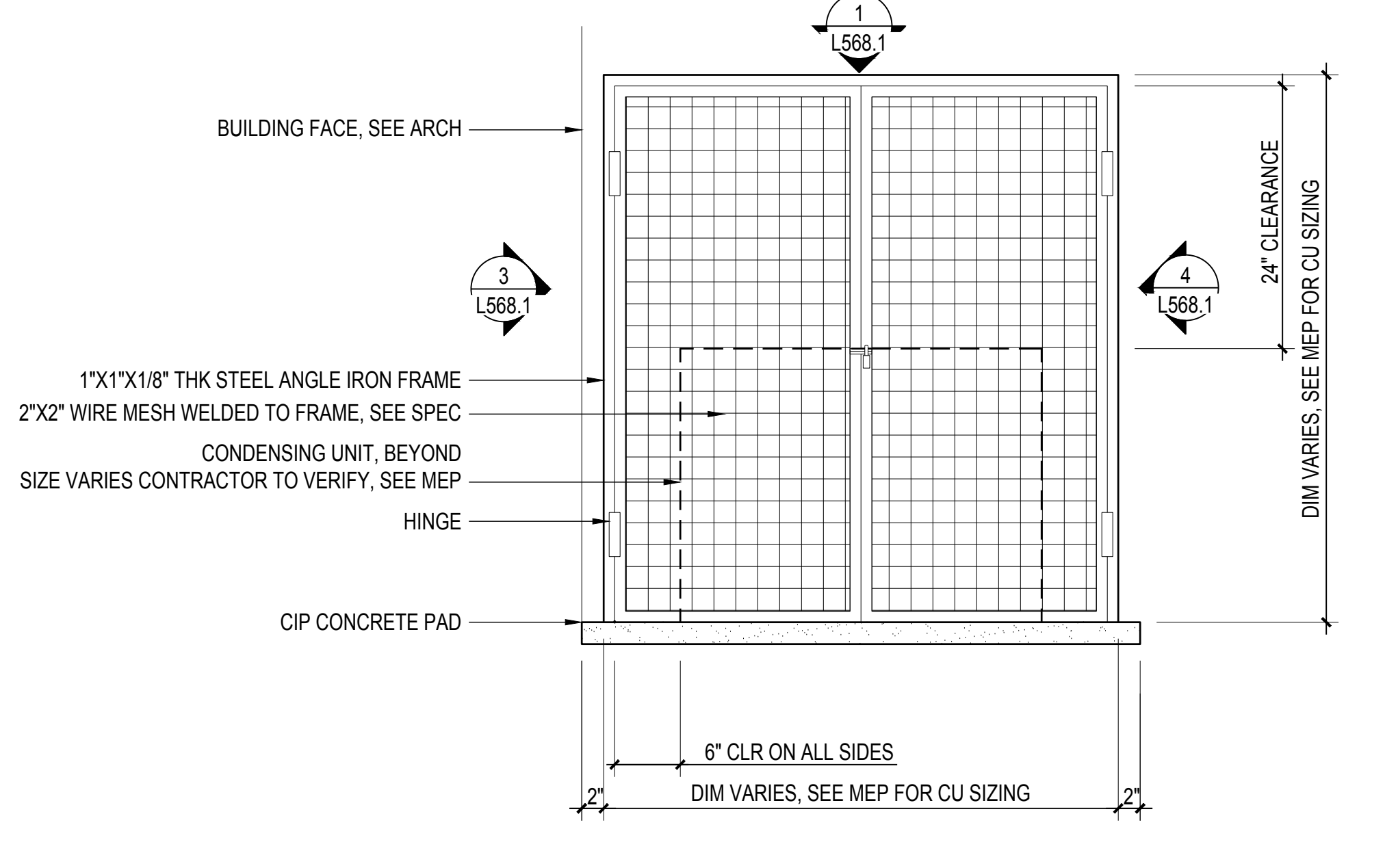
DRAWN BY	CHECKED BY
DATE	GGN PROJECT #
7/01/2021	1608

**CONDENSING UNIT  
ENCLOSURE**

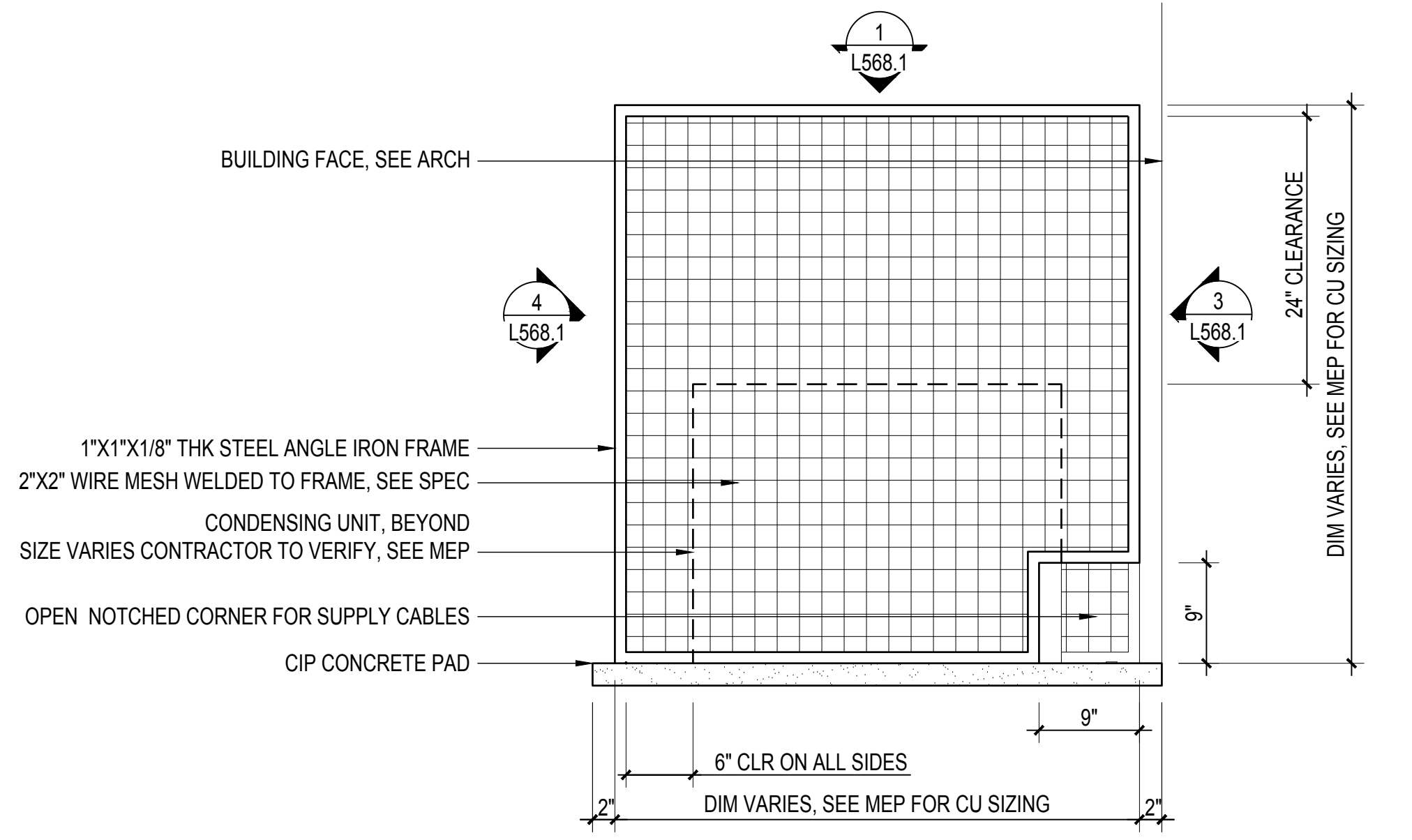
**L568.1**



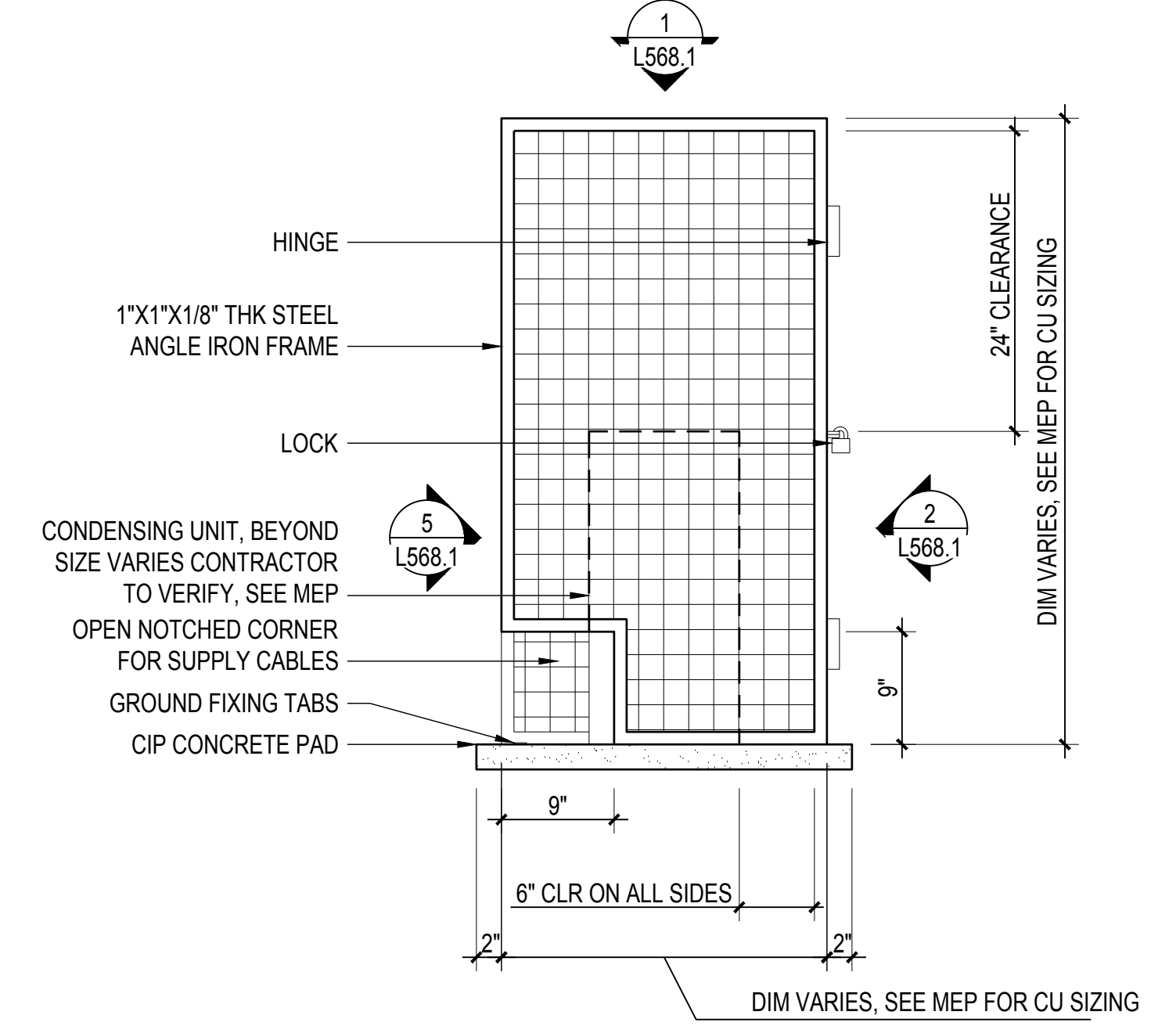
**1 PLAN: SW COTTAGE CONDENSING UNIT CAGE**  
SCALE: 1" = 1'-0"



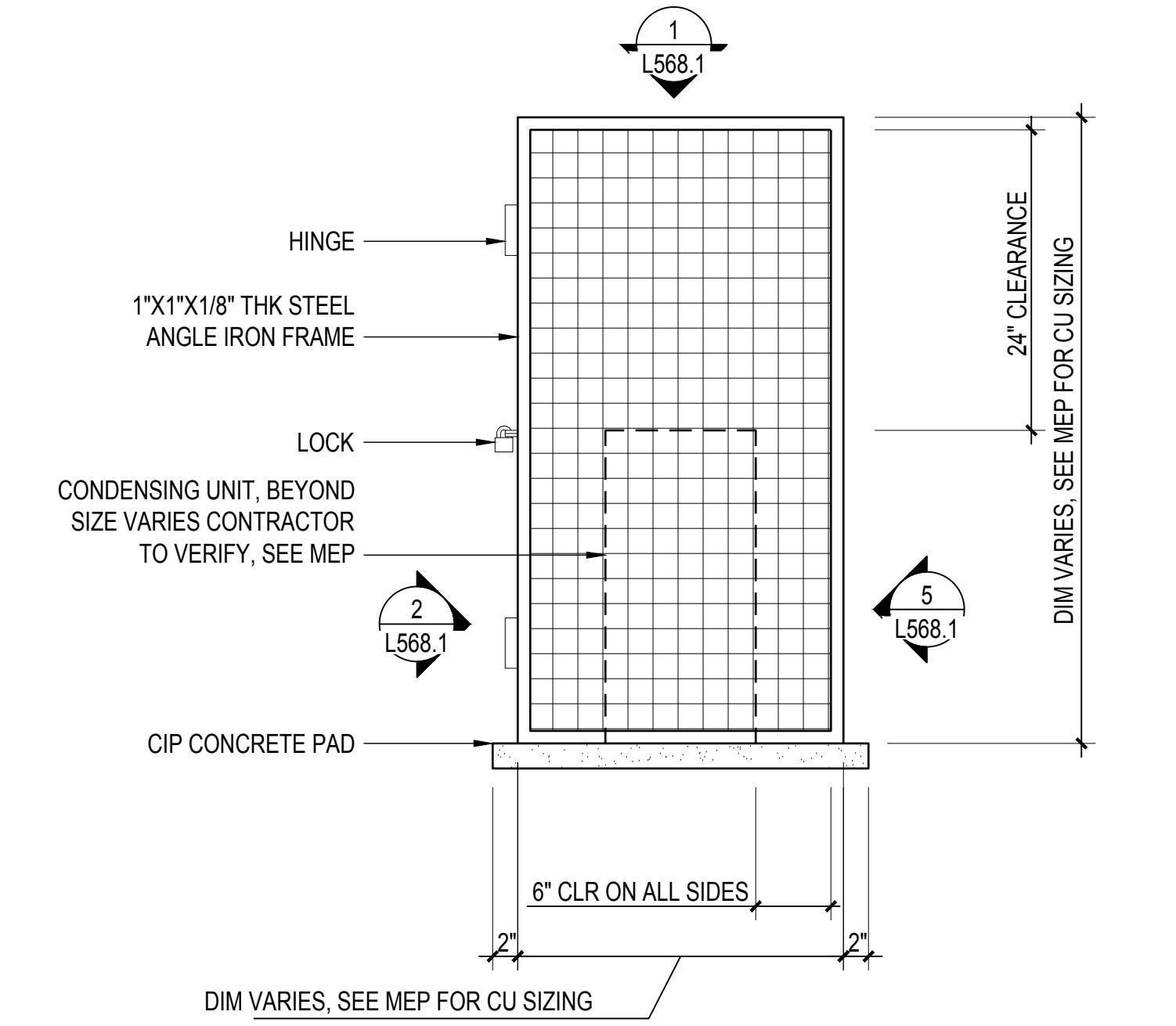
**2 ELEV: SW COTTAGE CONDENSING UNIT CAGE (FRONT)**  
SCALE: 1" = 1'-0"



**5 ELEV: SW COTTAGE CONDENSING UNIT CAGE (BACK)**  
SCALE: 1" = 1'-0"



**3 ELEV: SW COTTAGE CONDENSING UNIT CAGE (LEFT)**  
SCALE: 1" = 1'-0"



**4 ELEV: SW COTTAGE CONDENSING UNIT CAGE (RIGHT)**  
SCALE: 1" = 1'-0"

**900 INNES  
PARK DEVELOPMENT**

CITY AND COUNTY OF SAN FRANCISCO  
RECREATION AND PARKS DEPARTMENT  
49 SOUTH VAN NESS AVENUE, SUITE 1220  
SAN FRANCISCO, CA 94103  
PH. 415-831-2700



THE TRUST FOR PUBLIC LAND  
101 MONTGOMERY STREET  
SUITE 900  
SAN FRANCISCO, CA 94104  
PH. 415-495-4014



PRIME CONSULTANT / LANDSCAPE ARCHITECT  
GUSTAFSON GUTHRIE NICHOL  
PH. 206-903-6802

CIVIL ENGINEER  
SHERWOOD DESIGN ENGINEERS  
PH. 415-348-9650

ARCHITECT  
JENSEN ARCHITECTS  
PH. 415-348-9650

ECOLOGICAL RESTORATION  
RANA CREEK  
PH. 831-659-3820

STRUCTURAL ENGINEER  
JON BRODY STRUCTURAL ENGINEERS  
PH. 415-296-9494

COASTAL ENGINEER  
MOFFATT AND NICHOL  
PH. 925-944-5411

LIGHTING  
NITEO CALIFORNIA  
PH. 415-666-2232

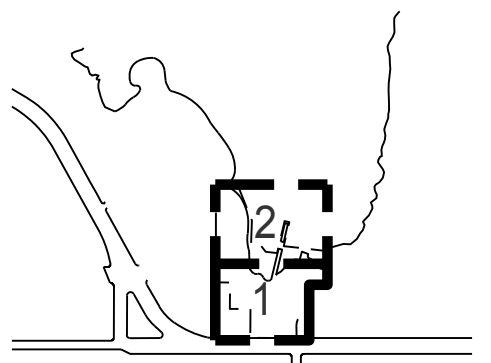
MEP & IT  
INTERFACE ENGINEERING  
PH. 415-489-7240

GEOTECHNICAL ENGINEER  
AGS, INC  
PH. 415-957-9240

SECURITY CONSULTANT  
ZBETA CONSULTING  
PH. 415-259-0422

FOR OFFICIAL USE

KEY PLAN



**REVISIONS:**

NO.	DATE	DESCRIPTION

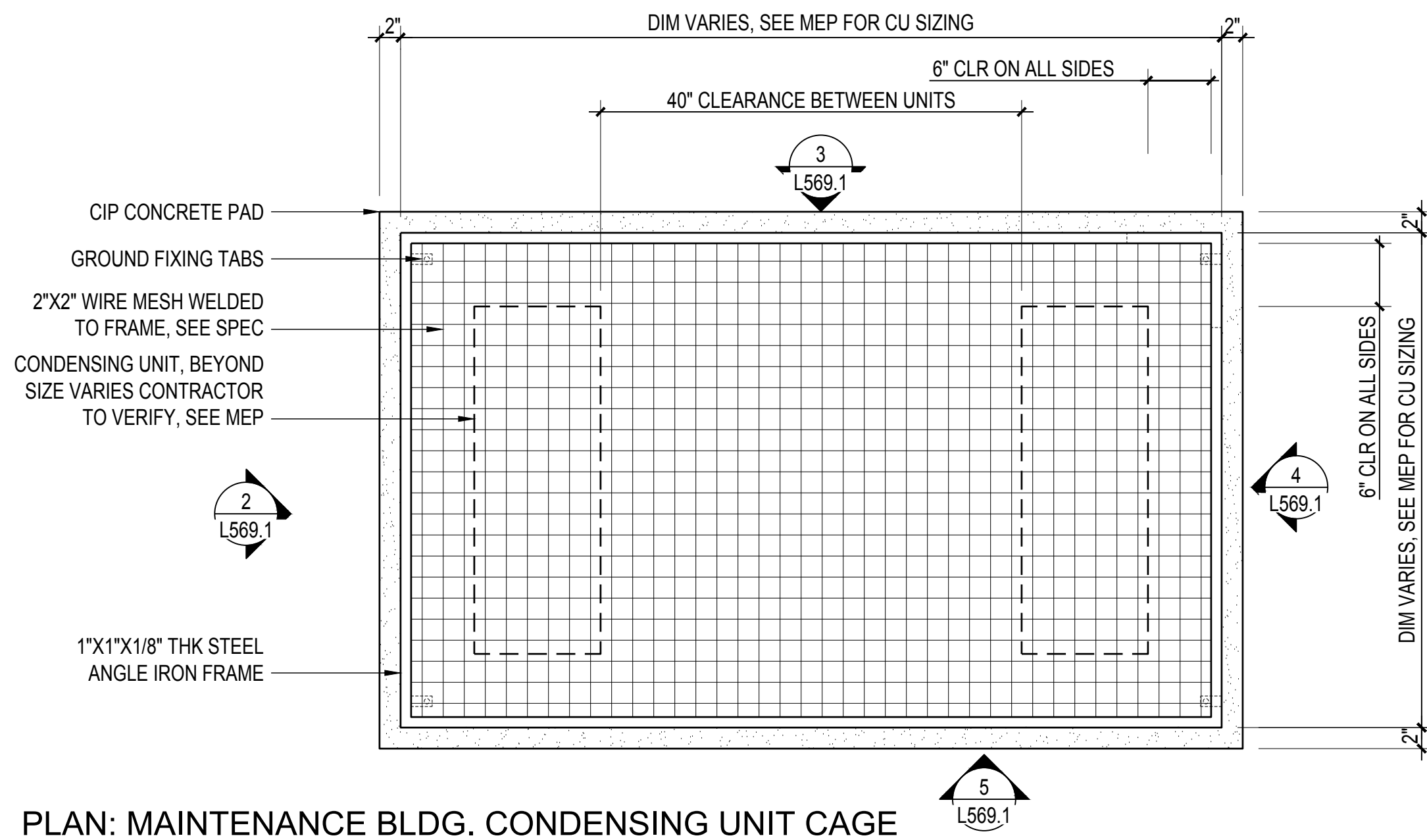
ISSUANCE

BID SET

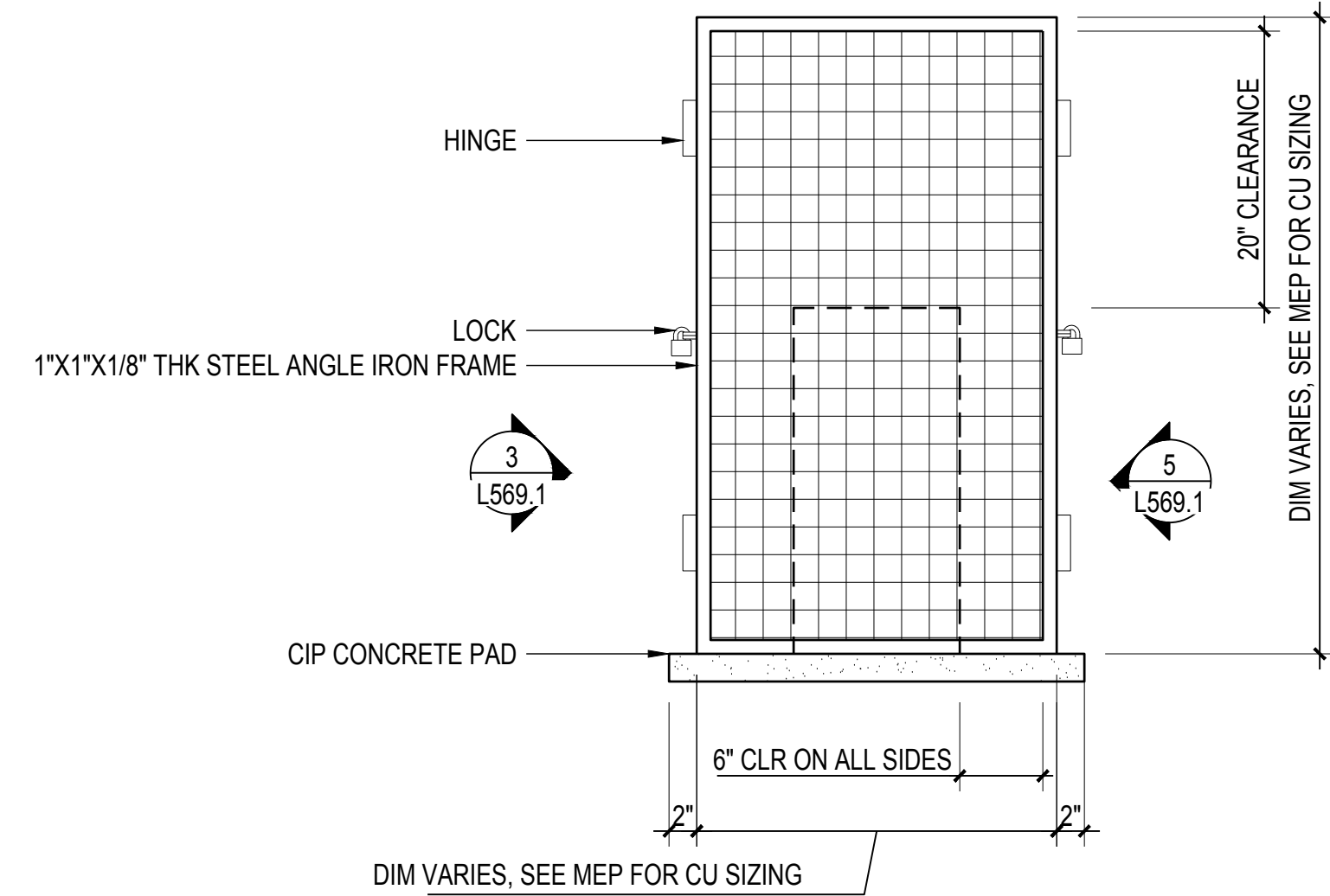
DRAWN BY	CHECKED BY
DATE	GGN PROJECT #
7/01/2021	1608

**CONDENSING UNIT  
ENCLOSURE**

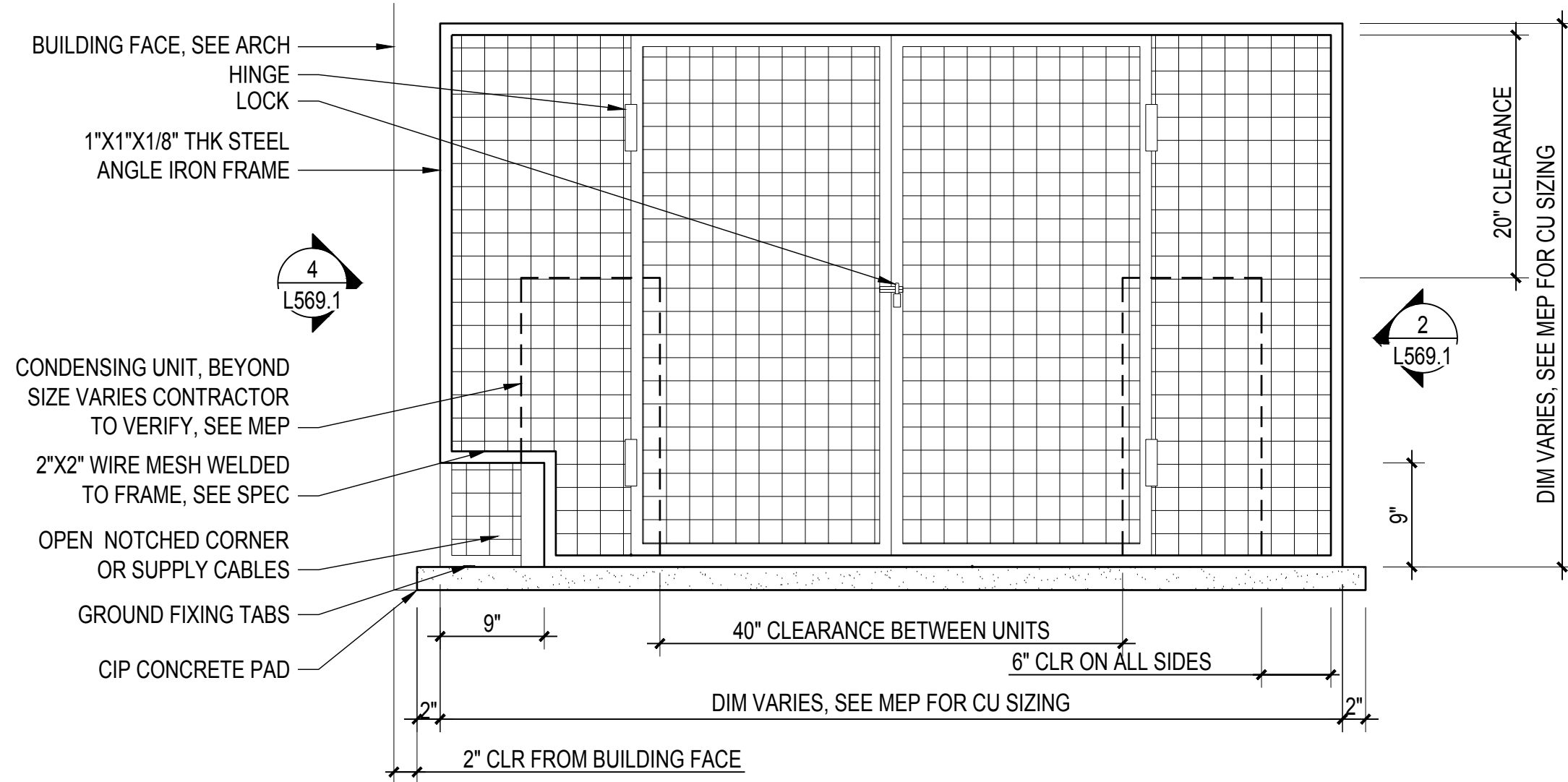
**L569.1**



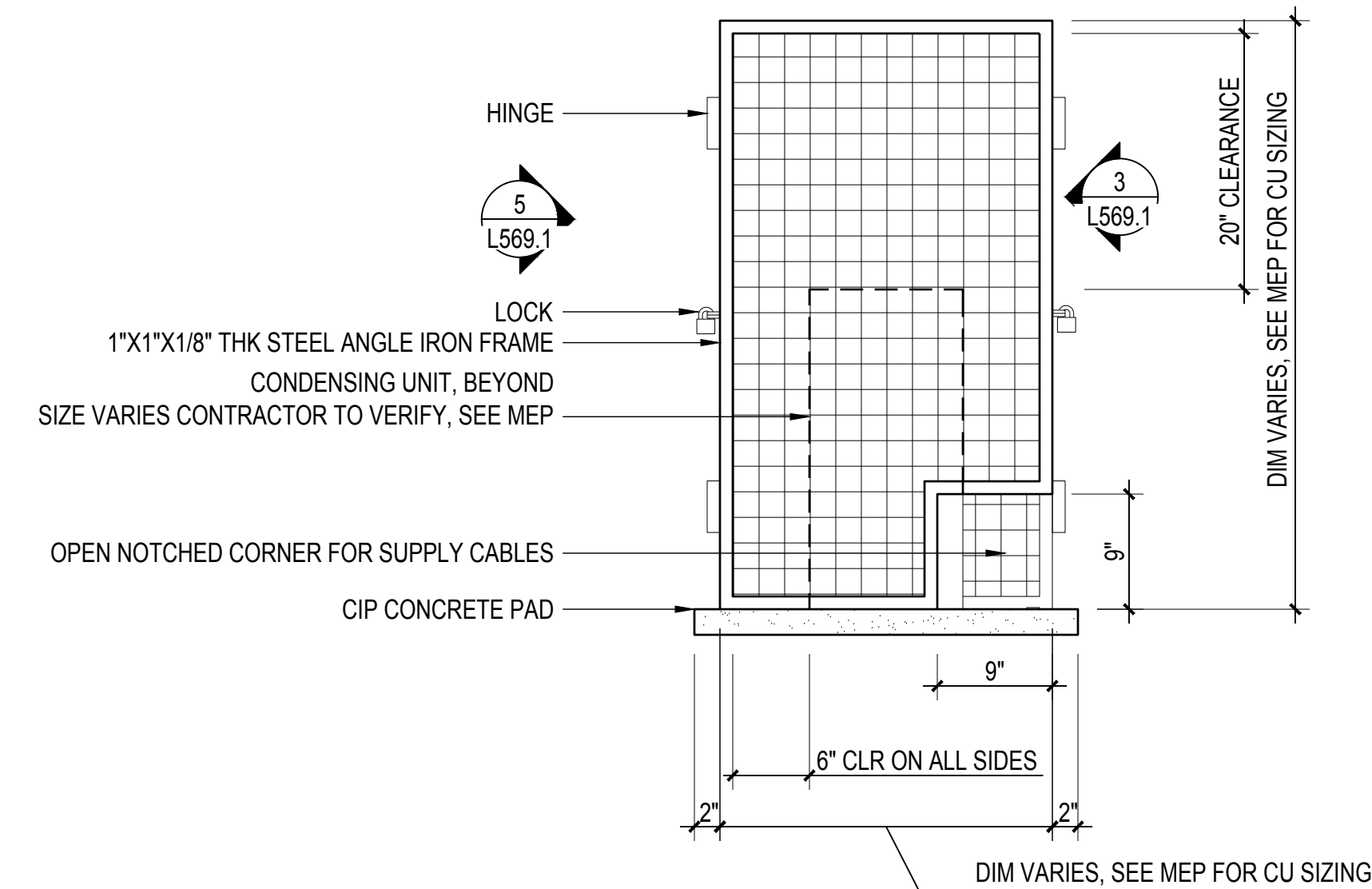
**1 PLAN: MAINTENANCE BLDG. CONDENSING UNIT CAGE**  
SCALE: 1" = 1'-0"



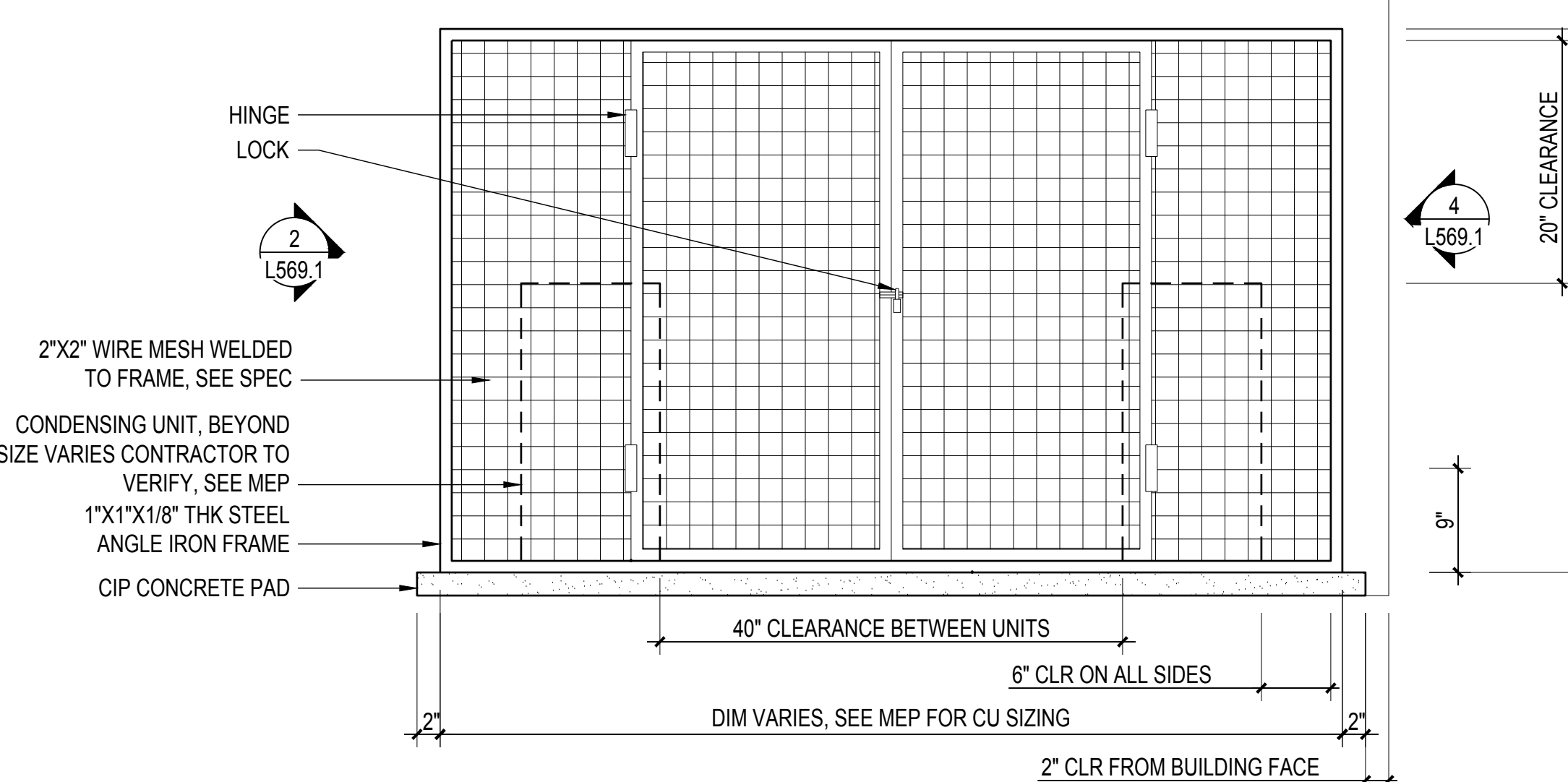
**2 ELEV: MAINTENANCE BLDG. CONDENSING UNIT CAGE (LEFT)**  
SCALE: 1" = 1'-0"



**3 ELEV: MAINTENANCE BLDG. CONDENSING UNIT CAGE (BACK)**  
SCALE: 1" = 1'-0"



**4 ELEV: MAINTENANCE BLDG. CONDENSING UNIT CAGE (RIGHT)**  
SCALE: 1" = 1'-0"



**5 ELEV: MAINTENANCE BLDG. CONDENSING UNIT CAGE (FRONT)**  
SCALE: 1" = 1'-0"

**900 INNES  
PARK DEVELOPMENT**

CITY AND COUNTY OF SAN FRANCISCO  
RECREATION AND PARKS DEPARTMENT  
49 SOUTH VAN NESS AVENUE, SUITE 1220  
SAN FRANCISCO, CA 94103  
PH. 415-831-2700

THE TRUST FOR PUBLIC LAND  
101 MONTGOMERY STREET  
SUITE 900  
SAN FRANCISCO, CA 94104  
PH. 415-495-4014

PRIME CONSULTANT / LANDSCAPE ARCHITECT  
GUSTAFSON GUTHRIE NICHOL  
PH. 206-903-6802

CIVIL ENGINEER  
SHERWOOD DESIGN ENGINEERS  
PH. 415-348-9650

ARCHITECT  
JENSEN ARCHITECTS  
PH. 415-348-9650

ECOLOGICAL RESTORATION  
RANA CREEK  
PH. 831-659-3820

STRUCTURAL ENGINEER  
JON BRODY STRUCTURAL ENGINEERS  
PH. 415-296-9494

COASTAL ENGINEER  
MOFFATT AND NICHOL  
PH. 925-944-5411

LIGHTING  
NITEO CALIFORNIA  
PH. 415-866-2232

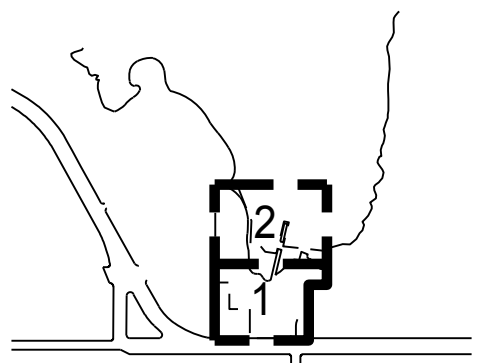
MEP & IT  
INTERFACE ENGINEERING  
PH. 415-489-7240

GEOTECHNICAL ENGINEER  
AGS, INC  
PH. 415-957-9240

SECURITY CONSULTANT  
ZBETA CONSULTING  
PH. 415-259-0422

FOR OFFICIAL USE

KEY PLAN



**REVISIONS:**

NO.	DATE	DESCRIPTION

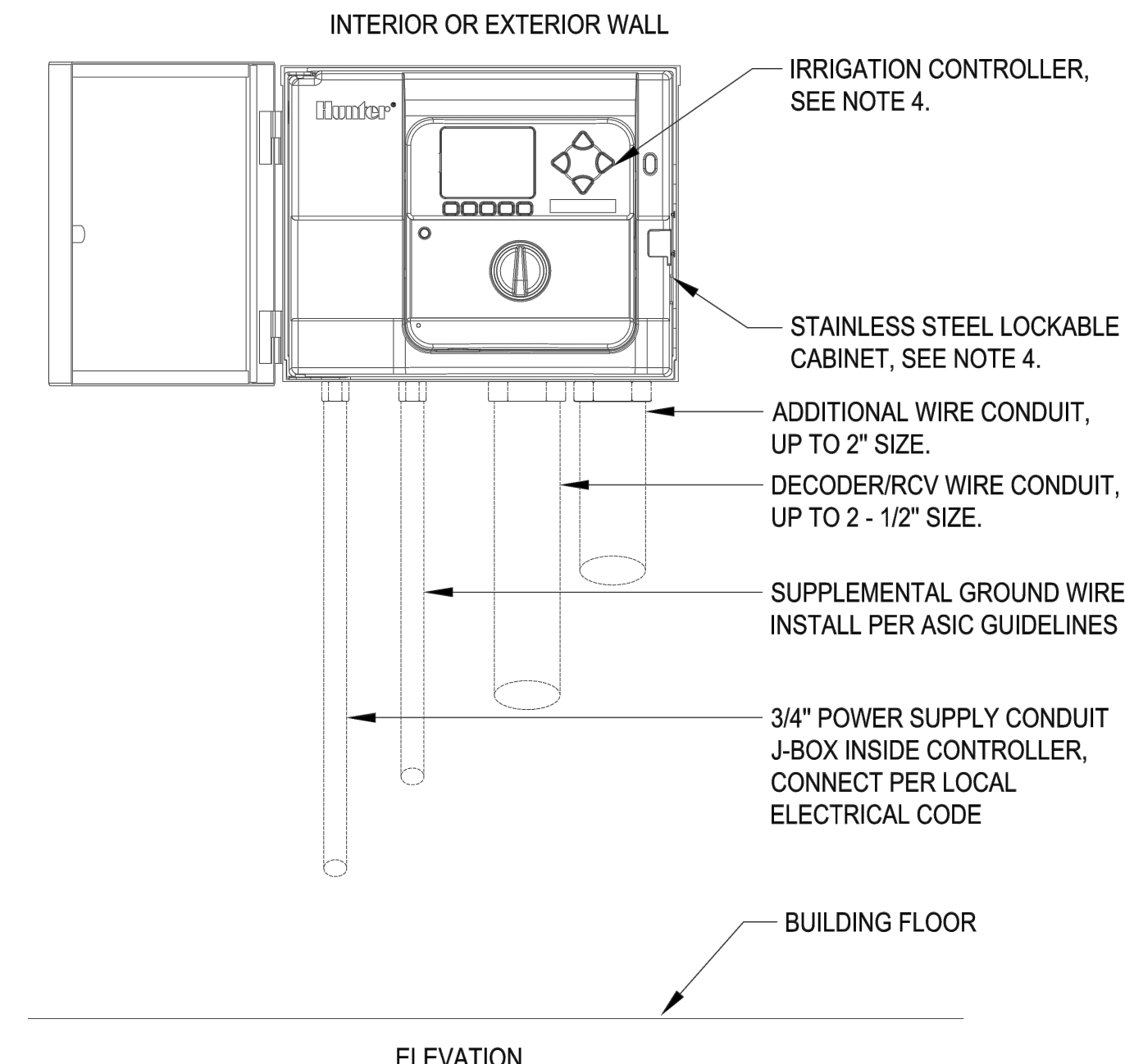
ISSUANCE

**BID SET**

DRAWN BY	CHECKED BY
MC	MY
DATE	GGN PROJECT #
7/01/2021	1608

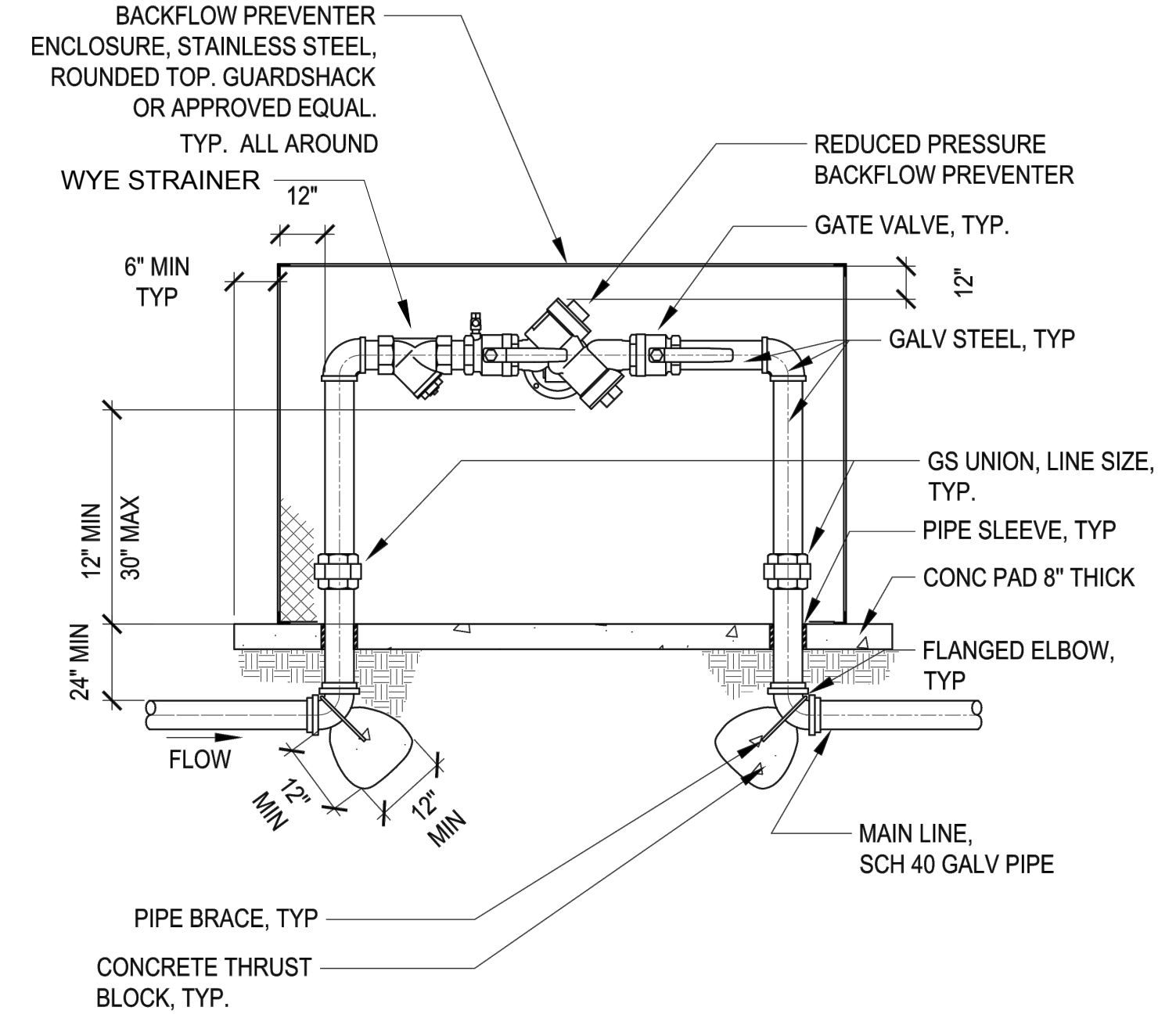
**IRRIGATION DETAILS**

**L570.1**



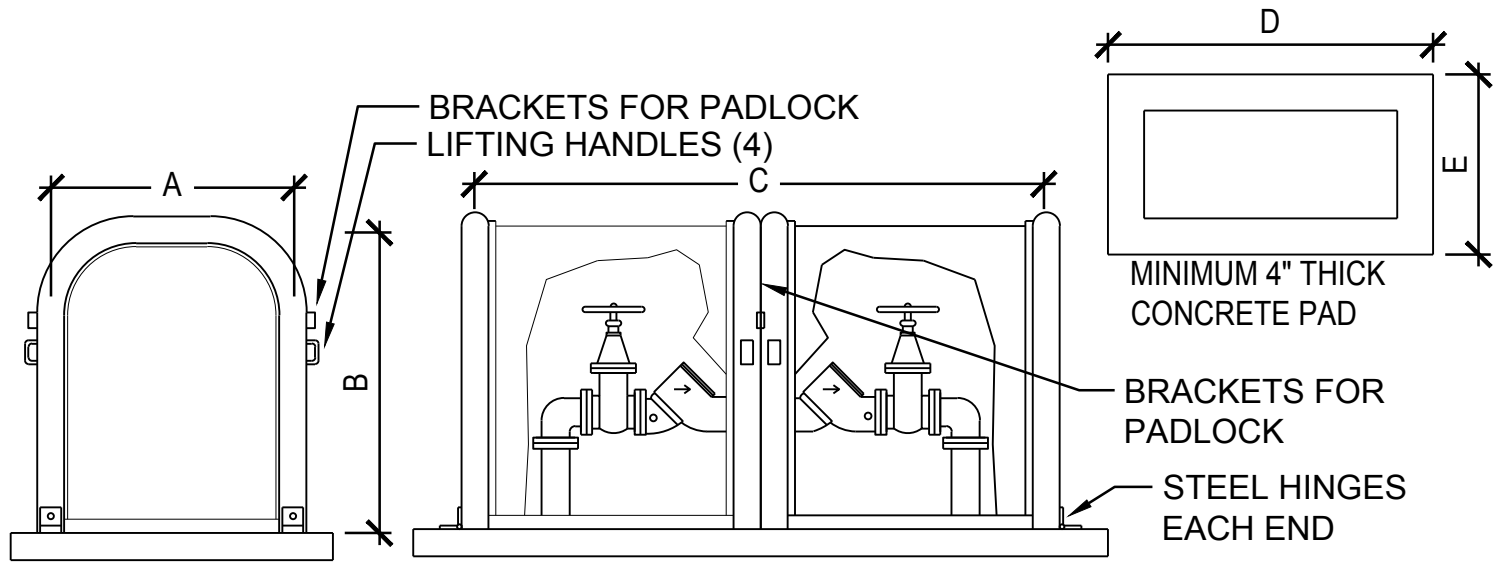
- NOTES:**
1. MOUNT CONTROLLER WITH LCD SCREEN 5'-6" ABOVE FINISHED FLOOR
  2. CONTROLLER SHALL BE HARD WIRED TO GROUND 110 VAC ELECTRICAL SOURCE.
  3. CONDUIT TO BE SECURED TO WALL PER ELECTRICAL CODE, MINIMUM OF 3 LOCATIONS

**1 WALL MOUNT CONTROLLER**  
SCALE: NTS



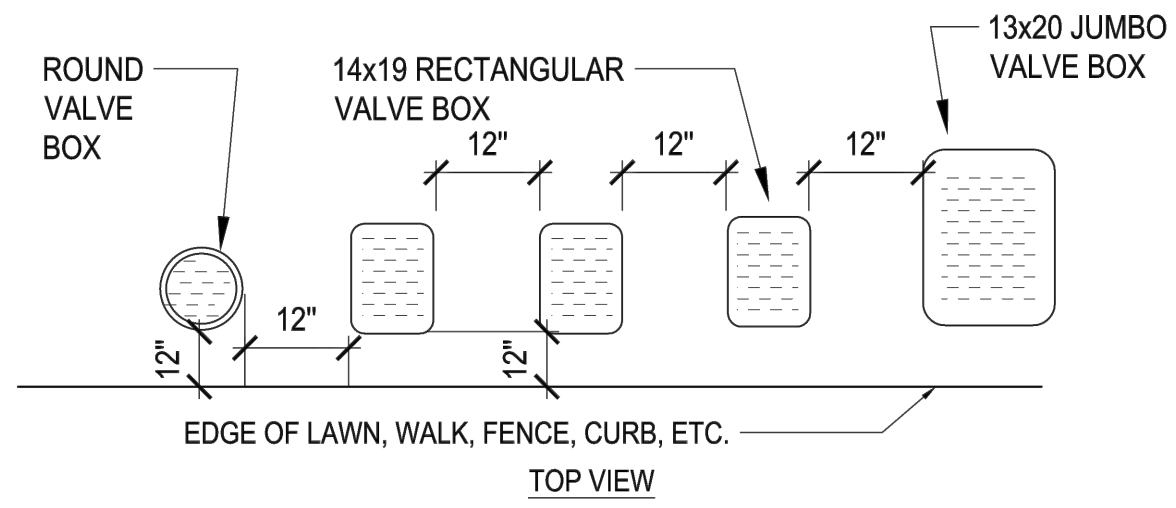
**3 BFP ASSEMBLY LESS THAN 3 INCHES**  
SCALE: NTS

**GENERAL SPECIFICATIONS:**  
-AFTER ALL WELDING, ENTIRE UNITY SHALL BE PROCESSED WITH IRON PHOSPHATE PRETREATMENT.  
-ELECTROSTATIC APPLICATION OF POWDER SHALL BE FUSION BONDED-PRS-8-400S-C (LEAF GREEN) OR APPROVED EQUAL.  
-ALL BOLTS FOR HINGES AND HASPS SHALL BE ZINC PLATED TAMPER PROOF  
-ALL WELDED AREAS SHOULD BE A MINIMUM OF 1/4" BEAD EVERY 4".  
-GS=POWDER COATED STEEL GUARD SHACK



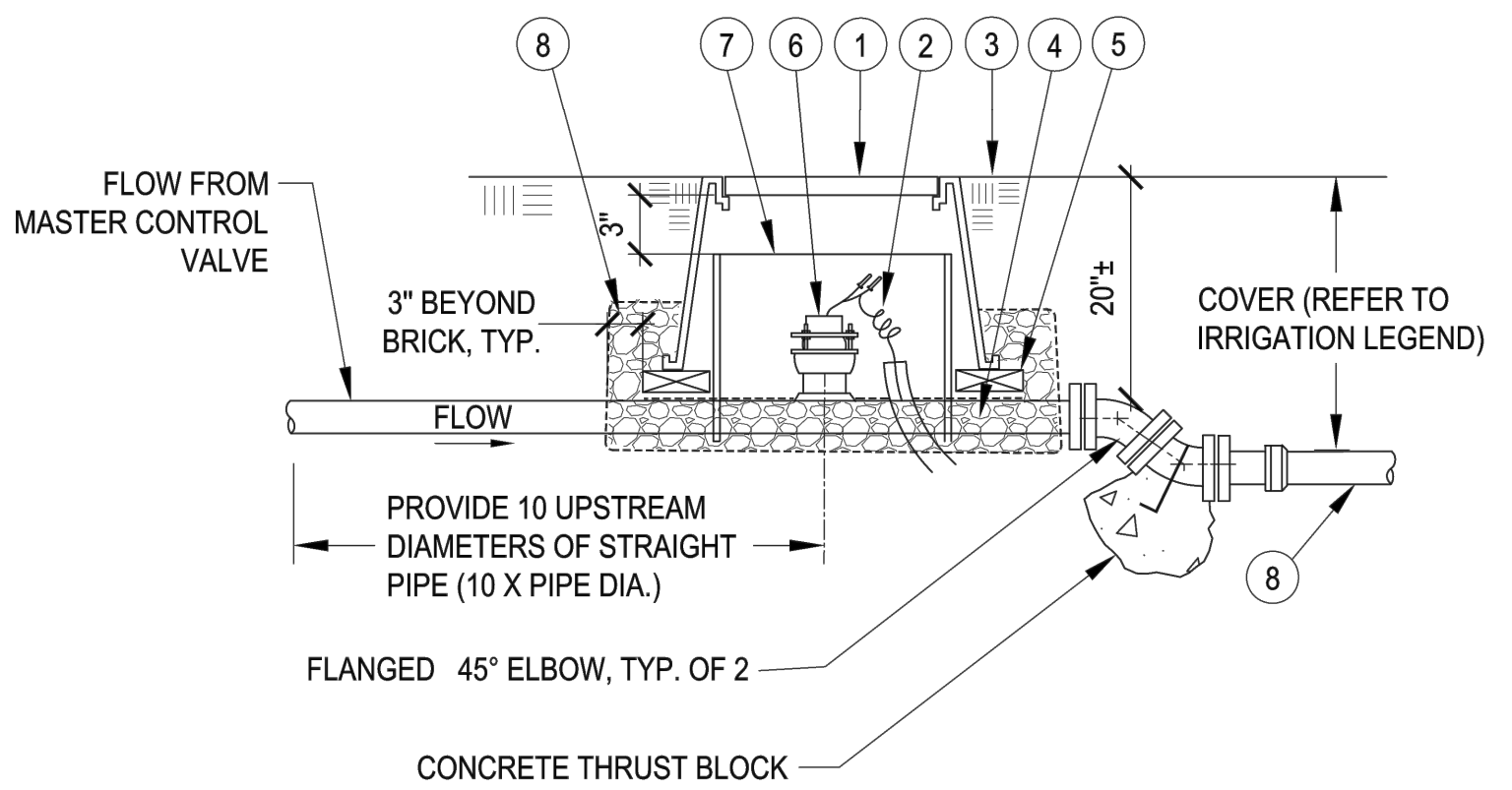
MODEL	INSIDE DIMENSIONS						WATTS 009		WATTS 909/709		FEBCO 825YD/805YD		FEBCO 860		WILKINS 975	
	A	B	C	D	E	W X H X L	SIZE LENGTH	SIZE LENGTH	SIZE LENGTH	SIZE LENGTH	SIZE LENGTH	SIZE LENGTH	SIZE LENGTH	SIZE LENGTH	SIZE LENGTH	
	GS-5	26	40	68	88	34	24x40x66	2 1/2" 50% 3" 51%	2 1/2" 88% 3" 60%	2 1/2" 54% 3" 60%	2 1/2" 51 3" 60%	2 1/2" 54% 3" 56%	2 1/2" 51 3" 60%	2 1/2" 54% 3" 56%	2 1/2" 51 3" 60%	2 1/2" 54% 3" 56%
GS-6	26	40	82	102	34	24x40x80		4" 77	4" 72 1/2	4" 68 1/4	4" 72 1/4					
GS-7	32	48	98	118	40	30x48x96		6" 92 1/2	6" 86 3/4	6" 83	6" 89					
GS-8	40	60	101 1/2	70	48	38x60x99 1/2			8" 100 3/4	8" 96 1/2						

**4 GUARD SHACK BACKFLOW ENCLOSURE**  
SCALE: NTS



- NOTES:**
1. CENTER BOX OVER VALVE TO FACILITATE SERVICING VALVE.
  2. SET BOXES 1" ABOVE FINISH GRADE OR MULCH COVER IN GROUND COVER/SHRUB AREA AND FLUSH WITH FINISH GRADE IN TURF AREA.
  3. SET VALVE BOX ASSEMBLY IN GROUND COVER/SHRUB AREA WHERE POSSIBLE. INSTALL IN LAWN AREA ONLY IF GROUND COVER/SHRUB AREA DOES NOT EXIST ADJACENT TO LAWN.
  4. SET BOXES PARALLEL TO EACH OTHER AND PERPENDICULAR TO EDGE.
  5. AVOID HEAVILY COMPACTING SOIL AROUND VALVE BOX EDGES TO PREVENT COLLAPSE AND DEFORMATION OF VALVE BOX SIDES.
  6. VALVE BOXES SHALL BE CONCRETE & HAVE VANDAL RESISTANT CONCRETE BOLT DOWN LIDS WITH BOLTS INSTALLED.

**5 VALVE BOX INSTALLATION**  
SCALE: NTS



1. RECTANGULAR CONCRETE VALVE BOX WITH BOLT-DOWN LID
  2. TWO CONDUCTOR SHIELD CABLE IN CONDUIT. COIL 3 FEET OF EXTRA WIRE INSIDE BOX-CONNECT WIRING BACK TO CONTROLLER(S)
  3. FINISH GRADE
  4. DRAIN ROCK - 6" DEEP
  5. COMMON BRICK - ONE AT EACH CORNER OF EACH BOX, TYP.
  6. FLOW SENSOR-ADJUST SENSOR TO BE POSITIONED TO A STANDARD INSERTION DEPTH AS RECOMMENDED BY THE SENSOR MANUFACTURER. ALIGN THE SENSOR PER THE INSTALLATION INSTRUCTIONS
  7. 10" DIAMETER CLASS 200 PVC SLEEVE - NOTCH SLEEVE FOR PIPE
  8. 1/2" MESH, 16 GAUGE HOT DIPPED GALVANIZED STEEL WIRE TO COVER VALVE BOX BOTTOM AND CUTOUTS
- NOTES:**
1. INSTALL FLOW SENSOR ONTO SERVICE SADDLE OR THREADOLET WELDED ONTO PIPE. PAINT APPROVED ASPHALT COATING THE THREADOLET & WELDED AREA.
  2. DECODER / WIRING NOT SHOWN, REFER TO CONTROLLER MANUFACTURER FOR INSTALLATION LAYOUT.

**6 FLOW SENSOR**  
SCALE: NTS

**2 GROUNDING ROD**  
SCALE: NTS

- NOTES:**
1. CONDUIT SHALL BE SEALED WITH AN APPROVED SEALANT/CAPPED END.
  2. GROUNDING ROD SHALL BE LOCATED WITH 10' OF CONNECTING DECODER.
  3. VALVE BOX AND LID SHALL BE RATED FOR H-20 LOADING.
  4. BOTTOM OF GROUNDING ROD SHALL BE BENT 90° FOR A DISTANCE OF 8".

# 900 INNES PARK DEVELOPMENT

CITY AND COUNTY OF SAN FRANCISCO  
RECREATION AND PARKS DEPARTMENT  
49 SOUTH VAN NESS AVENUE, SUITE 1220  
SAN FRANCISCO, CA 94103  
PH. 415-831-2700

THE TRUST FOR PUBLIC LAND  
101 MONTGOMERY STREET  
SUITE 900  
SAN FRANCISCO, CA 94104  
PH. 415-495-4014

PRIME CONSULTANT / LANDSCAPE ARCHITECT  
GUSTAFSON GUTHRIE NICHOL  
PH. 206-903-6802

CIVIL ENGINEER  
SHERWOOD DESIGN ENGINEERS  
PH. 415-348-9650

ARCHITECT  
JENSEN ARCHITECTS  
PH. 415-348-9650

ECOLOGICAL RESTORATION  
RANA CREEK  
PH. 831-659-3820

STRUCTURAL ENGINEER  
JON BRODY STRUCTURAL ENGINEERS  
PH. 415-296-9494

COASTAL ENGINEER  
MOFFATT AND NICHOL  
PH. 925-944-5411

LIGHTING  
NITEO CALIFORNIA  
PH. 415-666-2232

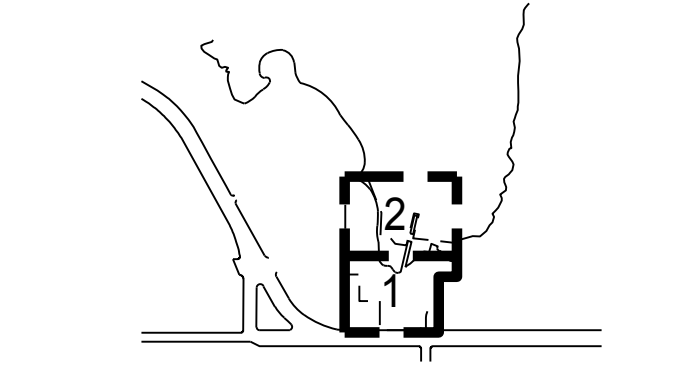
MEP & IT  
INTERFACE ENGINEERING  
PH. 415-489-7240

GEOTECHNICAL ENGINEER  
AGS, INC  
PH. 415-957-9240

SECURITY CONSULTANT  
ZBETA CONSULTING  
PH. 415-259-0422

FOR OFFICIAL USE

KEY PLAN



REVISIONS:

NO.	DATE	DESCRIPTION

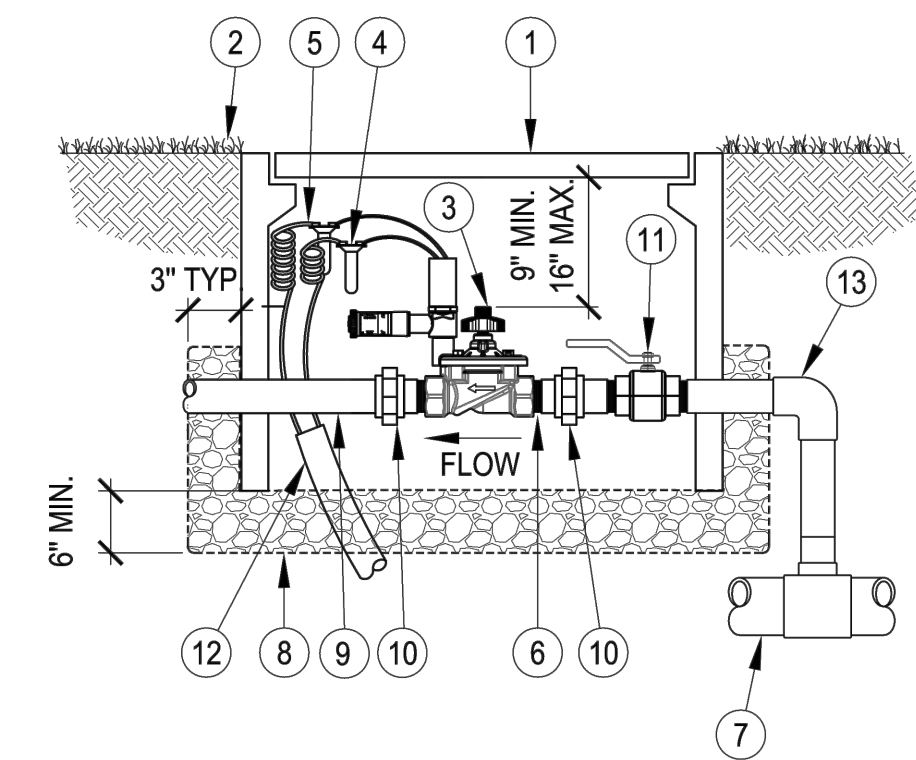
ISSUANCE

BID SET

DRAWN BY	MC	CHECKED BY	MY
DATE	7/01/2021	GGN PROJECT #	1608

## IRRIGATION DETAILS

# L571.1



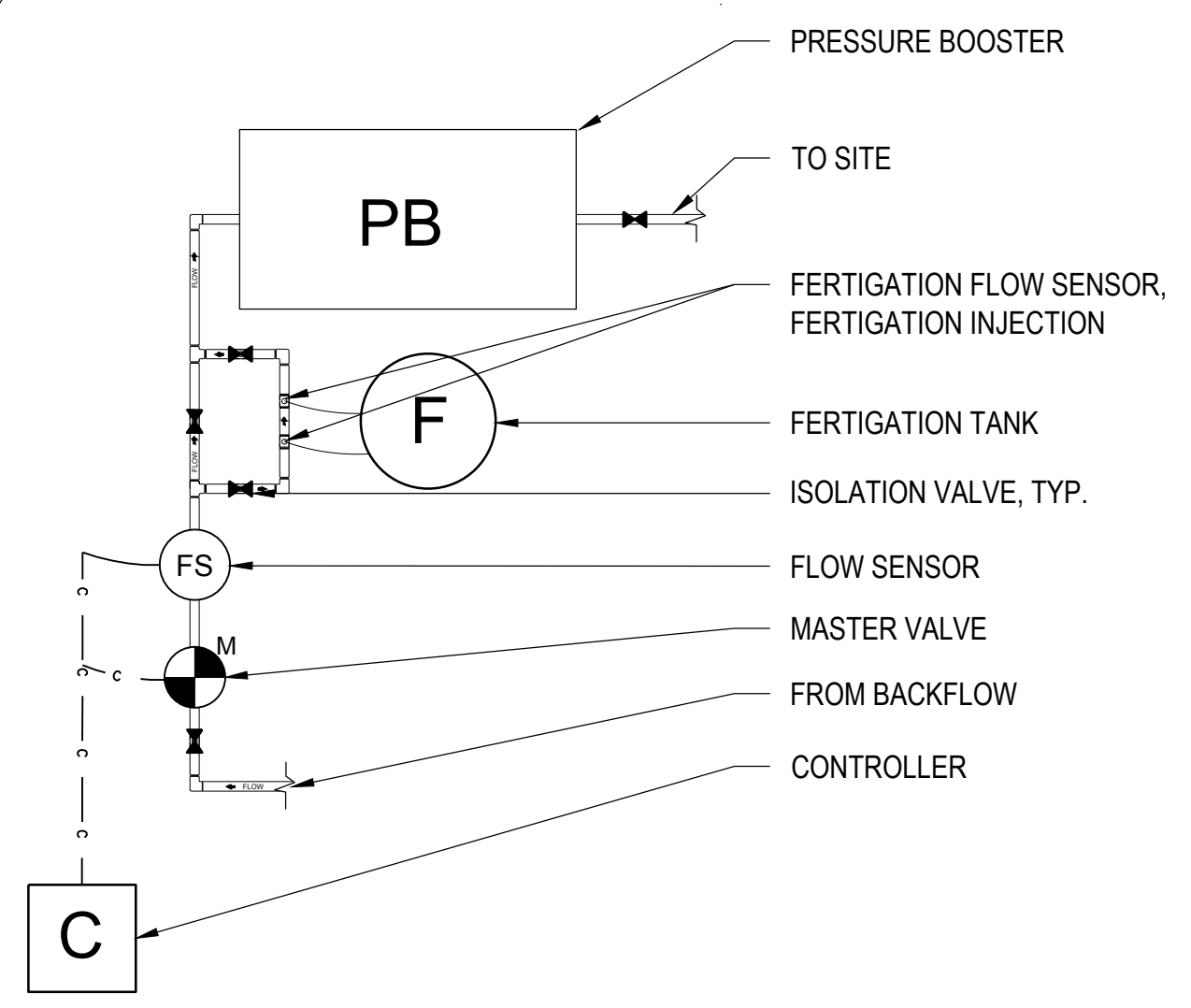
- 1 CONCRETE VALVE BOX WITH CONCRETE LID
- 2 FINISHED GRADE
- 3 REMOTE CONTROL VALVE, SEE NOTE 1
- 4 WATERPROOF CONNECTORS, SEE NOTE 2
- 5 18-24" COILED WIRE
- 6 BRASS NIPPLE, SEE NOTE 2
- 7 MAINLINE PIPE AND FITTINGS
- 8 3/4" DRAIN ROCK, W/ 1/2" 16 GAUGE, GALV. WIRE MESH SURROUND
- 9 PVC LATERAL PIPING
- 10 GS UNION, LINE SIZE
- 11 BRASS BALL VALVE, LINE SIZE
- 12 CONDUIT WITH WATERTIGHT SEALED END
- 13 GALVANIZED STEEL PIPING

NOTES:

- EACH IRRIGATION LATERAL SHALL BE CONNECTED SEPARATELY TO THE MAIN LINE WITH A TEE OR SERVICE SADDLE, WHERE APPROVED BY THE CITY REPRESENTATIVE OR SHOWN ON THE PLAN DRAWINGS FOR MULTIPLE LATERALS OFF ONE MAIN LINE CONNECTION POINT. THE CONTRACTOR SHALL SIZE ALL UPSTREAM PIPING TO THE MAIN PER THE SCHEDULE ON IRRIGATION DWGS. FOR SPRINKLER PIPE SIZING BASED ON COMBINED TOTAL FLOW RATES FOR ALL LATERALS IN OPERATION AT THE SAME TIME.
- A. FOR 4" DIA. OR LARGER MAINLINE, USE A SADDLE CONNECTION  
B. FOR 3" DIA. OR SMALLER MAINLINE CONNECTION, USE A THREADED TEE OR ELBOW
- DECODER FOR TWO WIRE SYSTEM / WIRING NOT SHOWN, REFER TO CONTROLLER MANUFACTURER FOR INSTALLATION LAYOUT

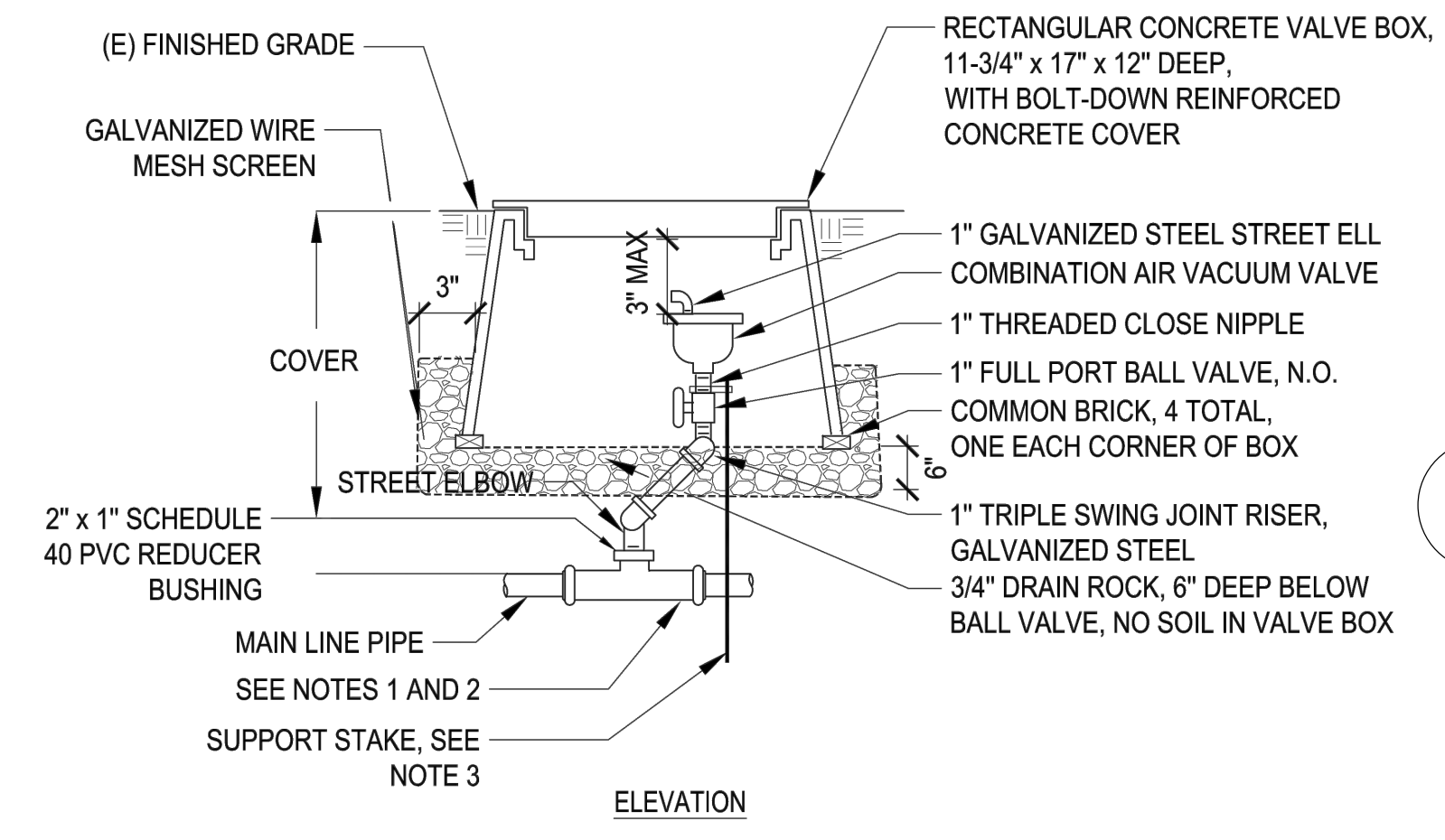
### 6 REMOTE CONTROL VALVE

SCALE: NTS



NOTES:

- LID SHALL HAVE CAST IN 1" HIGH LETTERS THE APPROPRIATE WORDING: "IRRIGATION" ON TOP SURFACE, 3/16" ABOVE PARENT SURFACE.

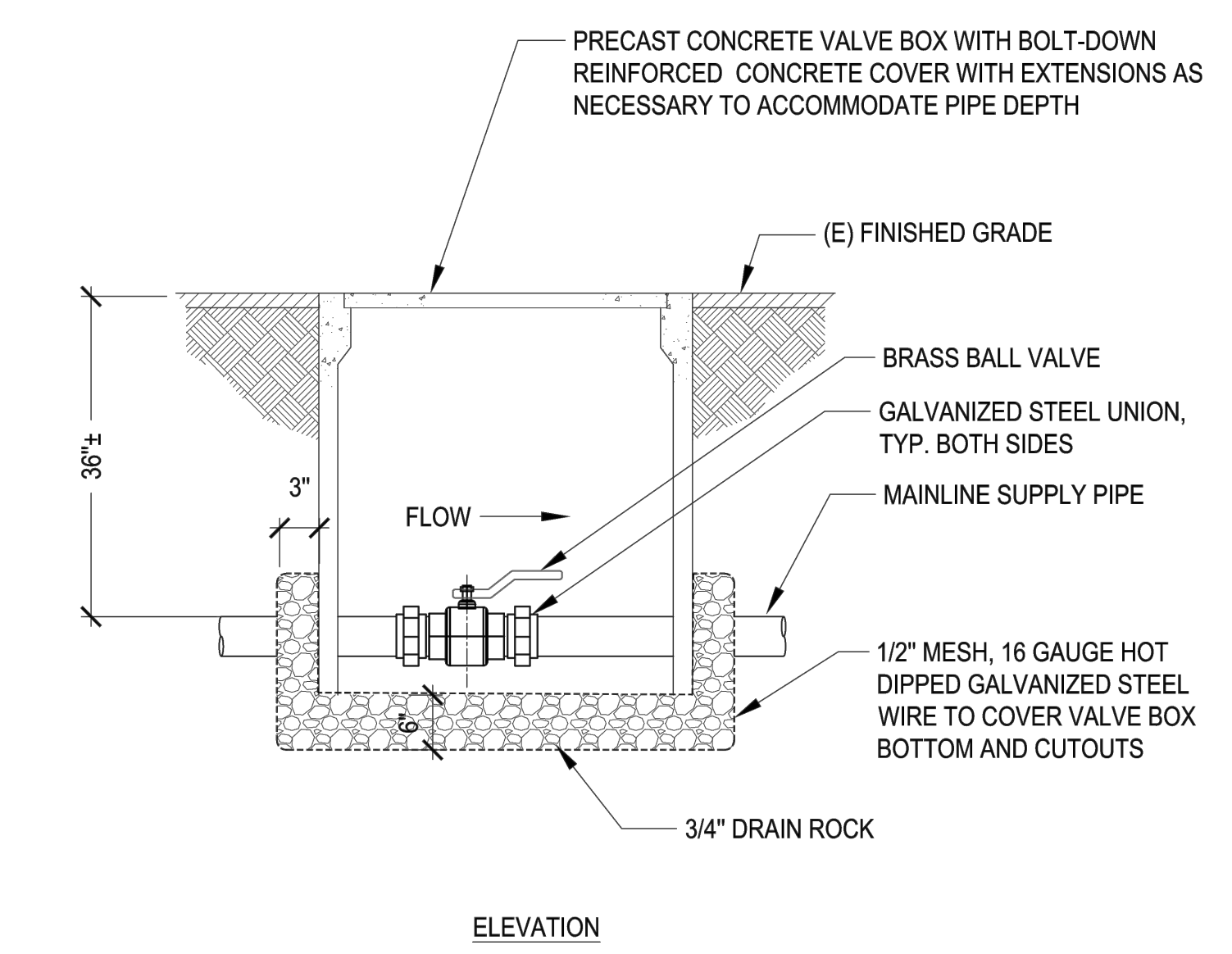


NOTES:

- FOR 4" DIA. OR LARGER MAIN LINE CONNECTION, USE A SADDLE CONNECTION.
- FOR 2.5" DIA. OR SMALLER MAIN LINE CONNECTION, USE A THREADED TEE OR ELBOW.
- SUPPORT VALVE WITH #3 REBAR, 2' LONG WITH S.S. CLAMP
- ALL PIPING AND FITTING SHALL BE SCH 40 G.S. MAINLINE SHALL BE GS/DI/C900

### 4 COMBINATION AIR VACUUM VALVE

SCALE: NTS



NOTES:

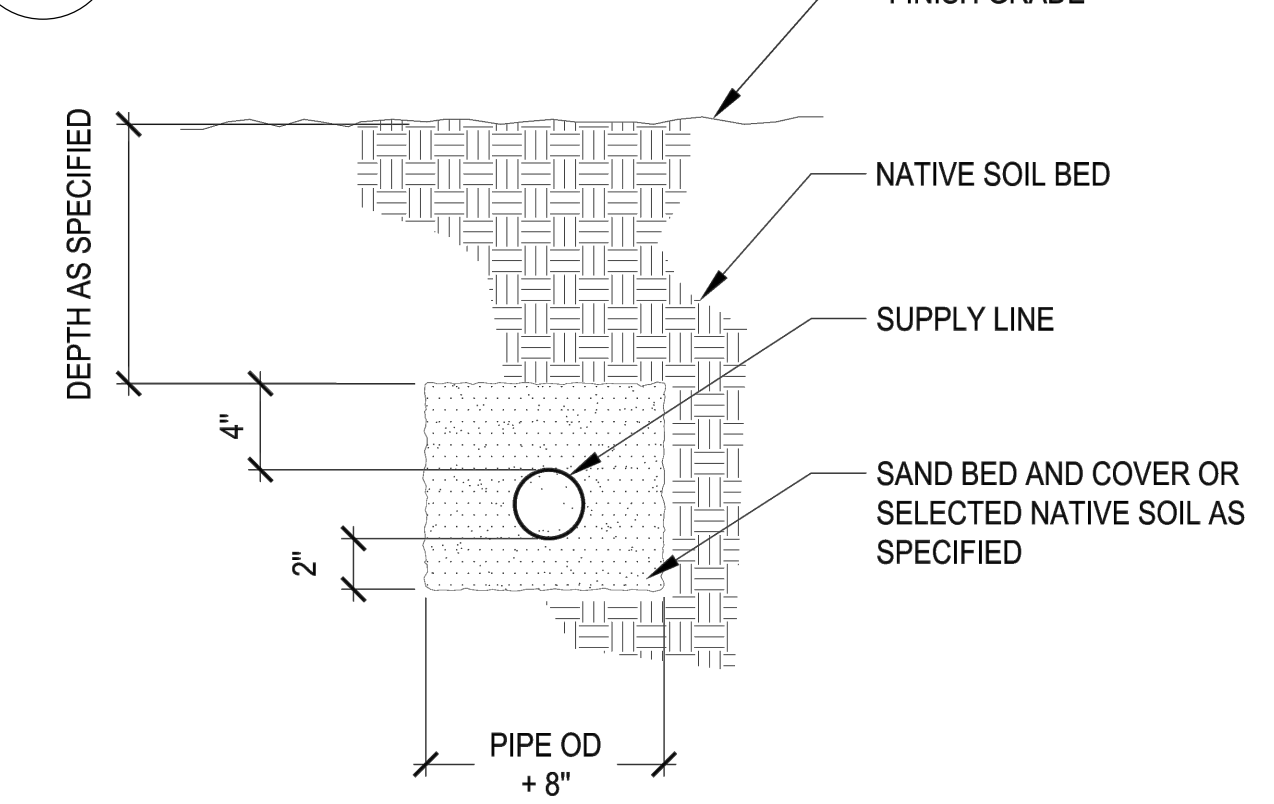
- LID SHALL HAVE CAST IN 1" HIGH LETTERS THE APPROPRIATE WORDING: "IRRIGATION" ON TOP SURFACE, 3/16" ABOVE PARENT SURFACE.

### 5 BALL VALVE 3 INCH DIA AND SMALLER

SCALE: NTS

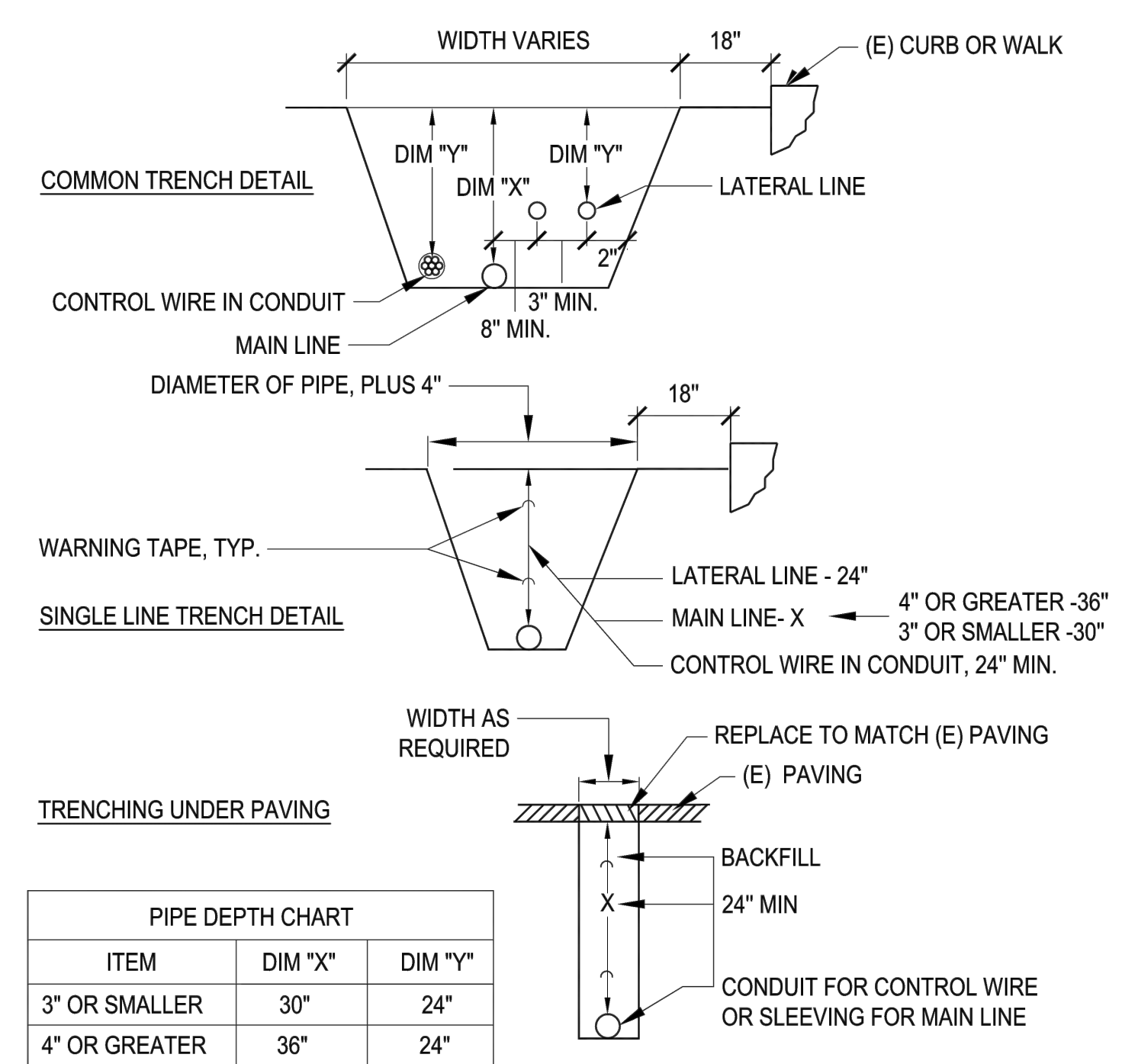
### 1 FERTIBOOST I DETAIL

SCALE: NTS



### 2 IRRIGATION SUPPLY LINE

SCALE: NTS



NOTES:

- COMPACT BACKFILL MATERIAL TO 95% RELATIVE COMPACTION. PROVIDE NATIVE MATERIAL FOR BACKFILL THAT IS CLEAR OF ALL DEBRIS AND ROCKS LARGER THAN 3/4" IN DIAMETER.
- PROVIDE 3" MINIMUM CLEARANCE BETWEEN IRRIGATION LINES AND VARIOUS UTILITIES, UNLESS APPROVED BY THE CITY REPRESENTATIVE.

### 3 TRENCH

SCALE: NTS

### 7 IRRIGATION CONNECTION ASSEMBLY

SCALE: NTS



# 900 INNES PARK DEVELOPMENT

CITY AND COUNTY OF SAN FRANCISCO  
RECREATION AND PARKS DEPARTMENT  
49 SOUTH VAN NESS AVENUE, SUITE 1220  
SAN FRANCISCO, CA 94103  
PH. 415-831-2700

THE TRUST FOR PUBLIC LAND  
101 MONTGOMERY STREET  
SUITE 900  
SAN FRANCISCO, CA 94104  
PH. 415-495-4014

PRIME CONSULTANT / LANDSCAPE ARCHITECT  
GUSTAFSON GUTHRIE NICHOL  
PH. 206-903-6802

CIVIL ENGINEER  
SHERWOOD DESIGN ENGINEERS  
PH. 415-348-9650

ARCHITECT  
JENSEN ARCHITECTS  
PH. 415-348-9650

ECOLOGICAL RESTORATION  
RANA CREEK  
PH. 831-659-3820

STRUCTURAL ENGINEER  
JON BRODY STRUCTURAL ENGINEERS  
PH. 415-296-9494

COASTAL ENGINEER  
MOFFATT AND NICHOL  
PH. 925-944-5411

LIGHTING  
NITEO CALIFORNIA  
PH. 415-866-2232

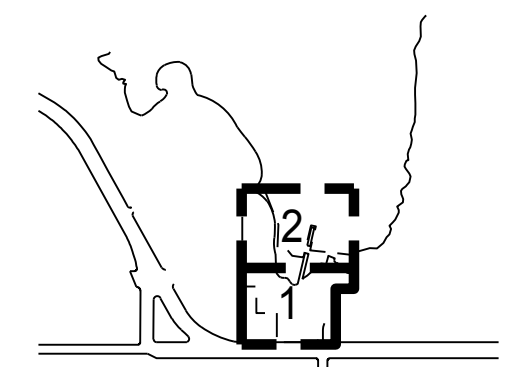
MEP & IT  
INTERFACE ENGINEERING  
PH. 415-489-7240

GEOTECHNICAL ENGINEER  
AGS, INC  
PH. 415-957-9240

SECURITY CONSULTANT  
ZBETA CONSULTING  
PH. 415-259-0422

FOR OFFICIAL USE

KEY PLAN



## REVISIONS:

NO.	DATE	DESCRIPTION

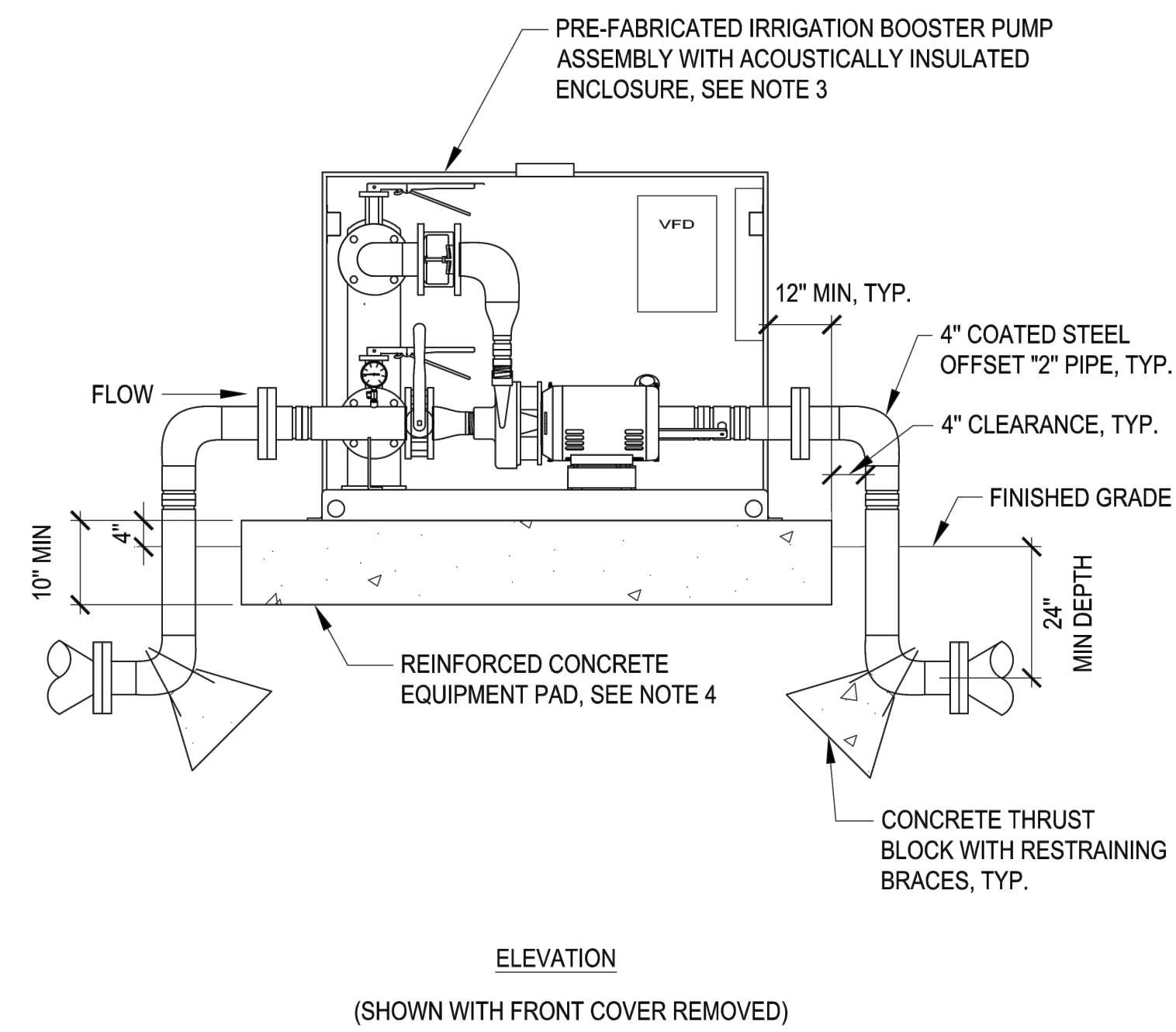
ISSUANCE

## BID SET

DRAWN BY	MC	CHECKED BY	MY
DATE	7/01/2021	GGN PROJECT #	1608

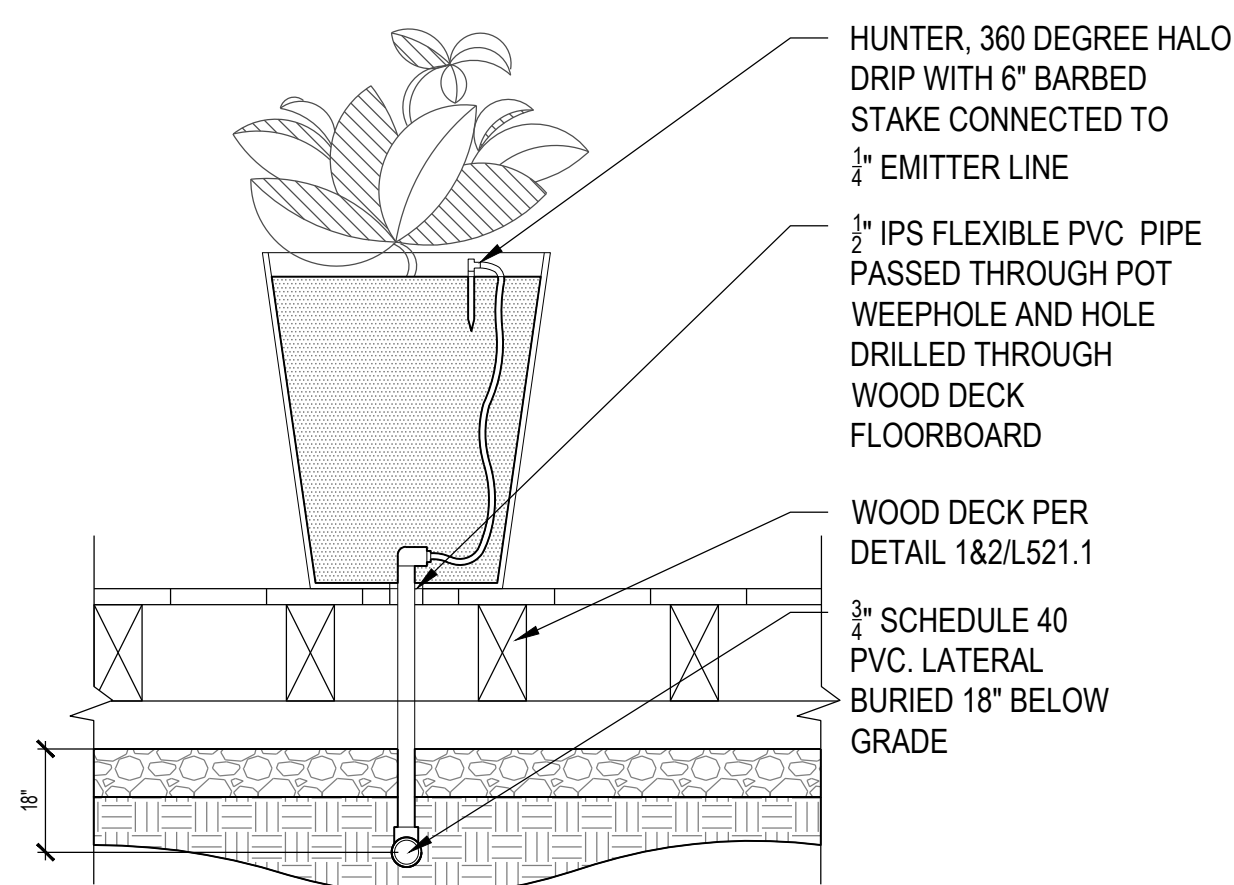
## IRRIGATION DETAILS

# L572.1

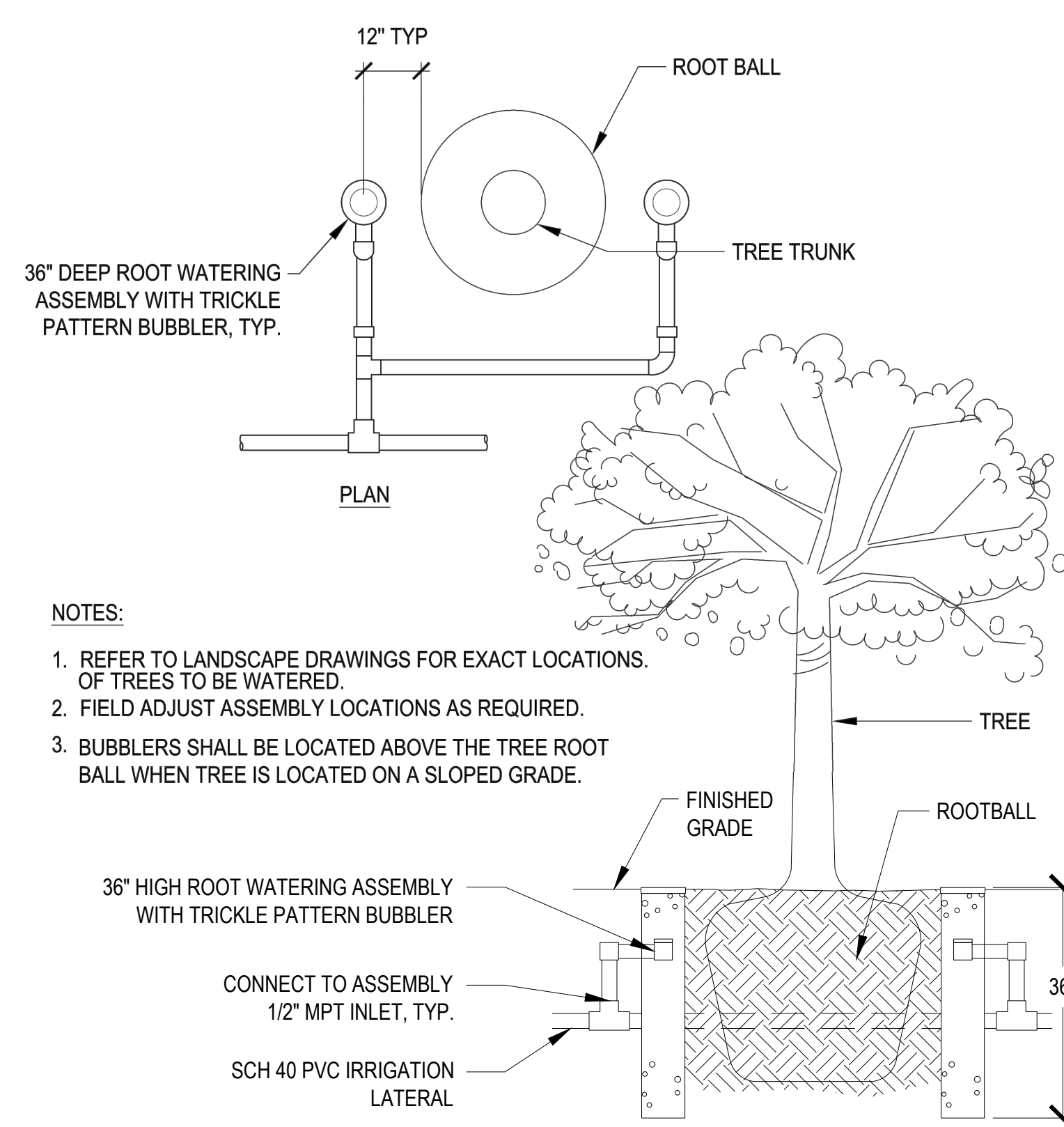


- REFER TO MECHANICAL IRRIGATION PLAN DWGS FOR INSTALLATION LOCATION.
- REFER TO ELECTRICAL DWGS FOR ELECTRICAL POWER SUPPLY WIRING/CONDUIT REQUIREMENTS.
- IRRIGATION BOOSTER PUMP ASSEMBLY SHALL BE A PRE-FABRICATED AND TESTED UNIT INCLUDING MOTOR, PUMP, VFD, PIPING CONTROLS. THE CONTRACTOR SHALL REFER TO THE MANUFACTURER'S INSTALLATION INSTRUCTION FOR INLET/OUTLET PIPE HEIGHTS, ELECTRICAL CONNECTIONS, ENCLOSURE SIZE AND DIMENSIONS FOR THE REINFORCED CONCRETE EQUIPMENT PAD'S MINIMUM DIMENSIONS. SUBMIT SHOP DWGS FOR CONCRETE PAD AND GENERAL ARRANGEMENT OF EQUIPMENT AND PIPING FOR APPROVAL OF THE CITY REPRESENTATIVE PRIOR TO PROCUREMENT/INSTALLATION.
- SUBMIT DWGS OF THE REINFORCED CONCRETE PAD STAMPED/SIGNED BY A CIVIL ENGINEER LICENSED TO PRACTICE IN THE STATE OF CALIFORNIA FOR APPROVAL BY THE CITY REPRESENTATIVE PRIOR TO CONSTRUCTION.
- FURNISH/INSTALL FLANGED FLEXIBLE STEEL OFFSET PIPES AS RECOMMENDED BY THE PUMP MANUFACTURER FOR THE INLET/OUTLET PIPES.
- UNIT SHALL HAVE PRESSURE GAUGE ON INLET AND OUTLET PIPING AND BE LOCATED WITHIN THE ENCLOSURE.

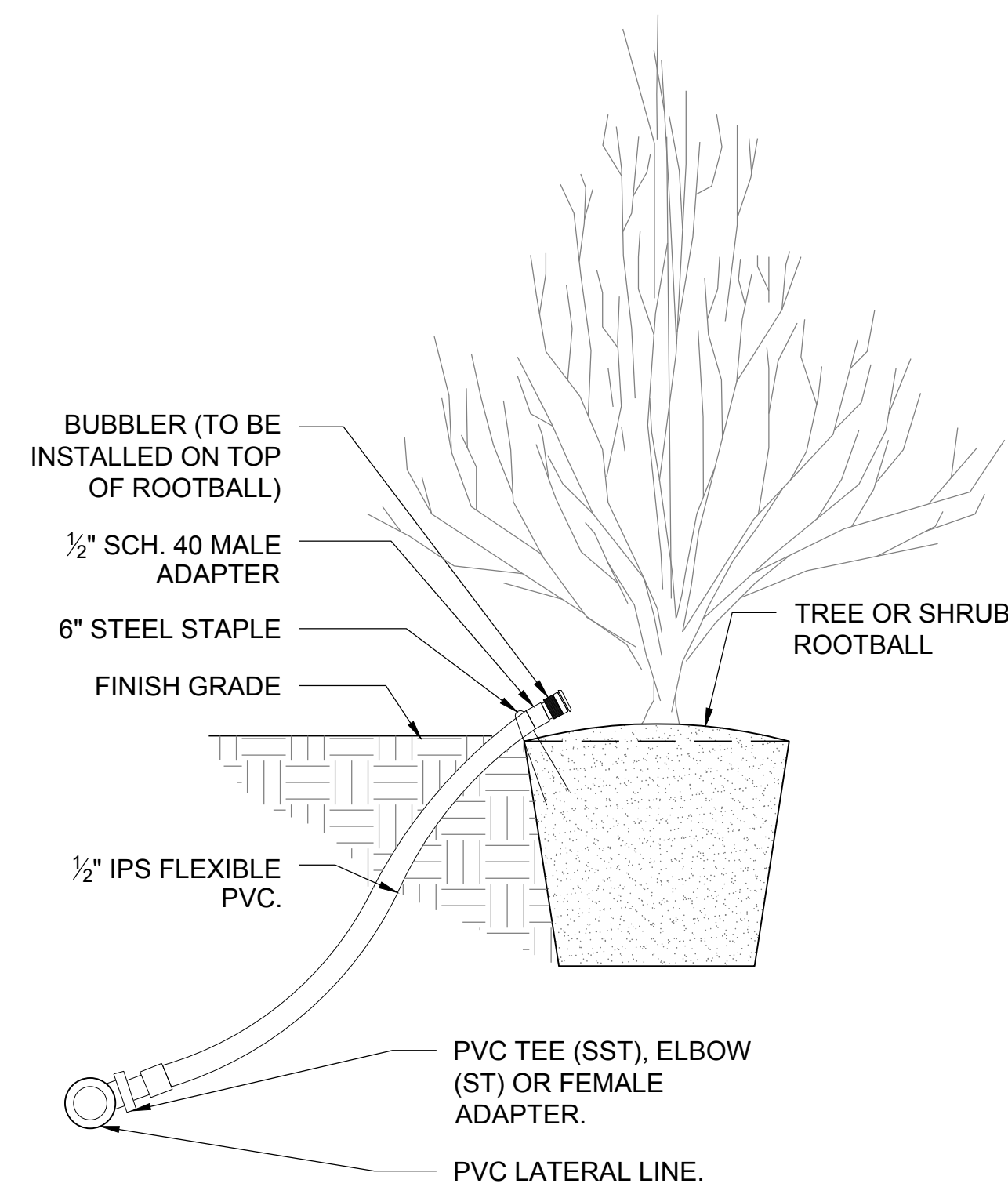
## 5 BOOSTER PUMP SCALE: NTS



## 6 POTTERY IRRIGATION - SECTION DETAIL SCALE: NTS

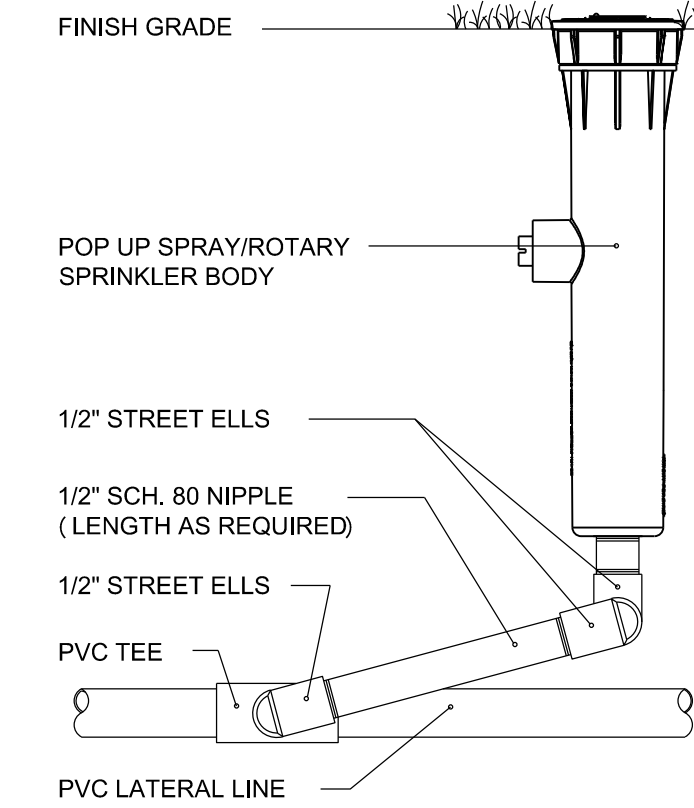


## 3 TREE WATERING UNIT SCALE: NTS

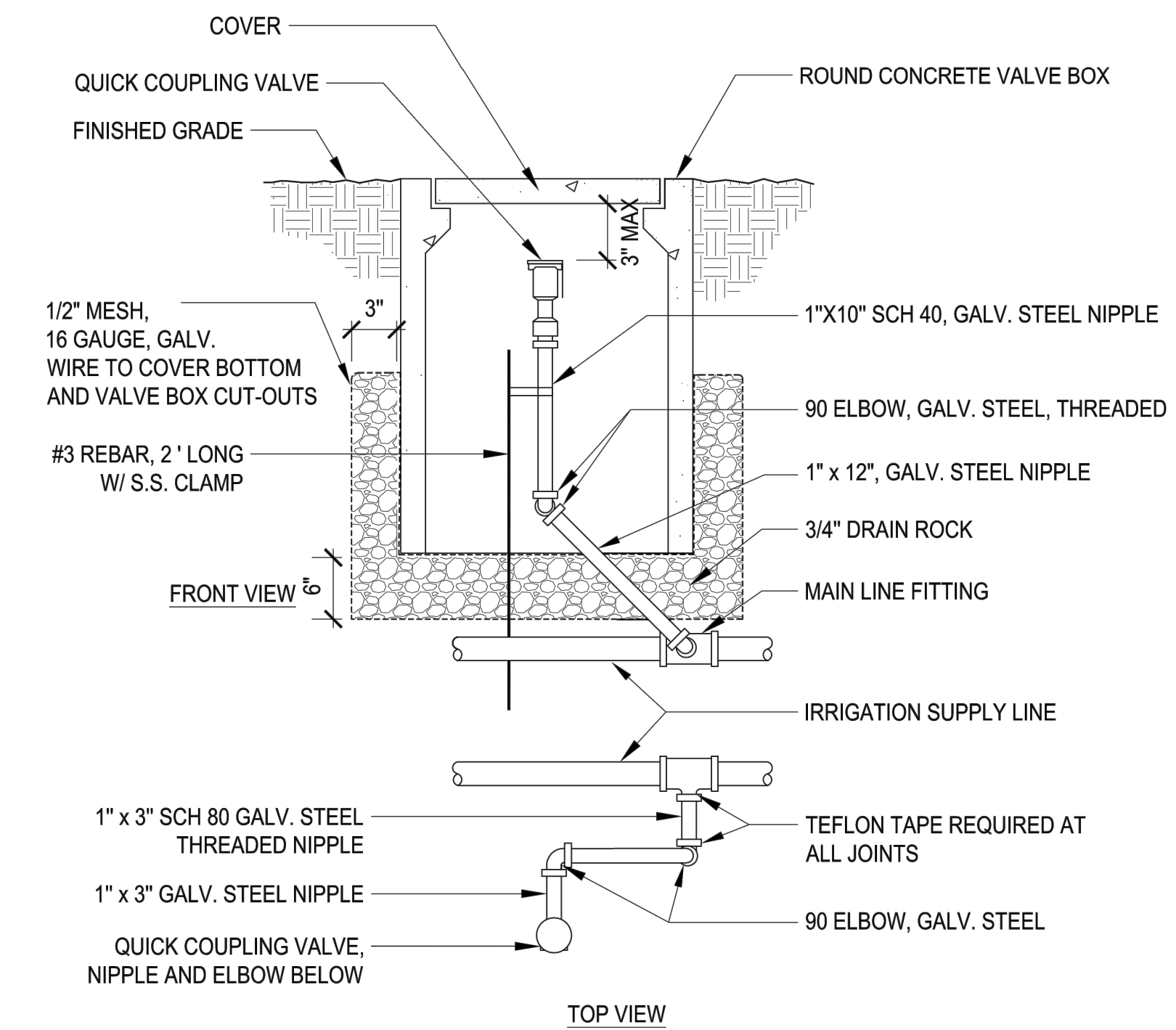


## 4 SHRUB BUBBLER 5 IN HOSE SCALE: NTS

- NOTES:
- UNLESS OTHERWISE NOTED, FITTINGS ARE THE SAME IPT SIZE AS THE SPRINKLER IPT INLET THREAD SIZE.
  - SPRINKLER IS INSTALLED PERPENDICULAR TO EXISTING GRADE UNLESS FIELD CONDITIONS REQUIRE ADJUSTMENT.
  - SWING JOINT ASSEMBLY:
    - FINGER TIGHTEN O-RING JOINTS AND BACK OFF ONE FULL TURN TO ALLOW SWING ACTION.
    - PROVIDE 12" BETWEEN CENTER LINES OF ELBOWS ON SWING ARM.
    - FOLLOW APPROVED PROCEDURES FOR SOLVENT WELDING.
    - INSTALL THE SWING JOINT LAY ARM AT AN ANGLE BETWEEN 30 AND 45 DEGREES OF THE LATERAL IN ORDER TO ABSORB DOWNWARD IMPACT.



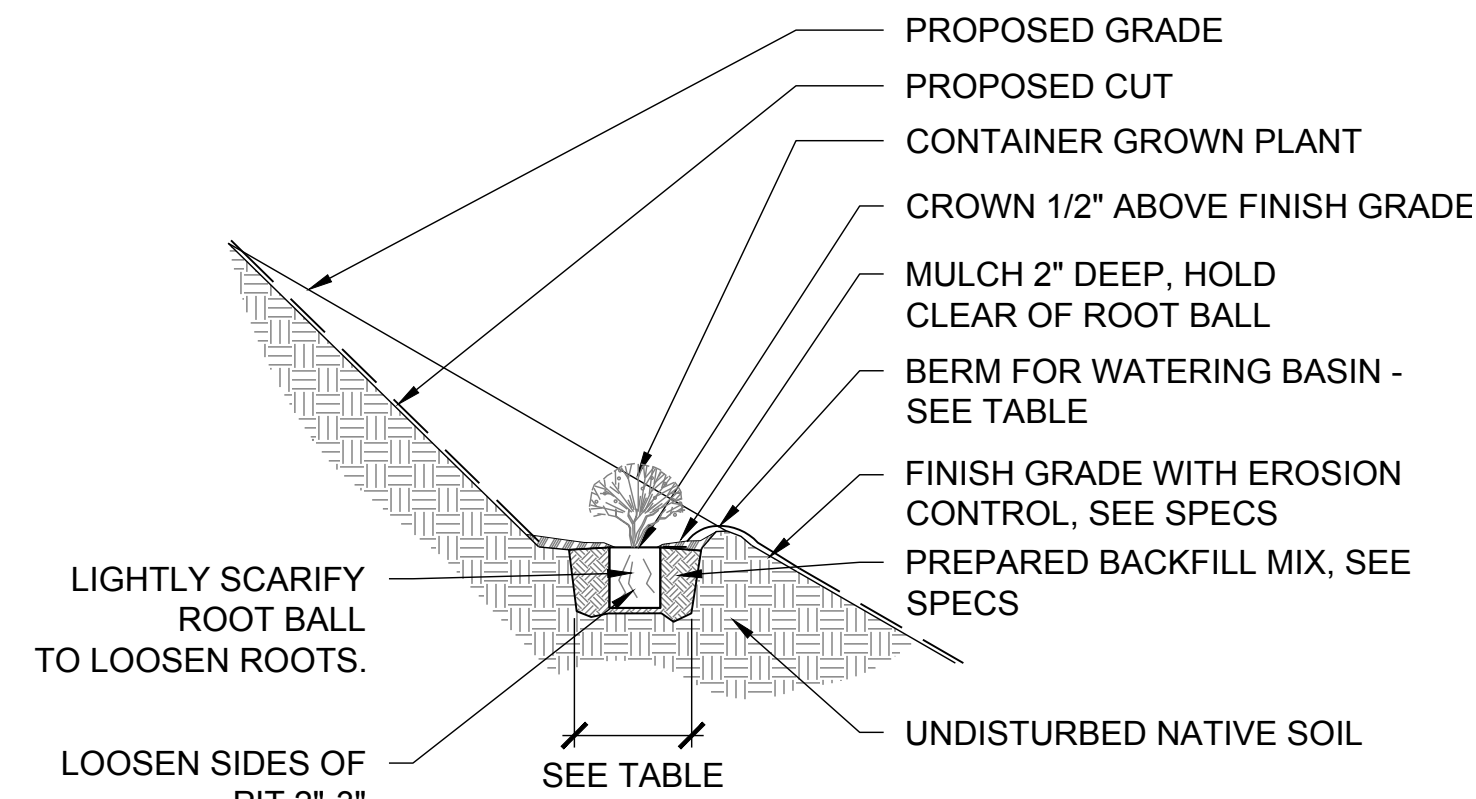
## 1 POP UP SPRAY OR ROTARY SPRINKLER RISER SCALE: NTS



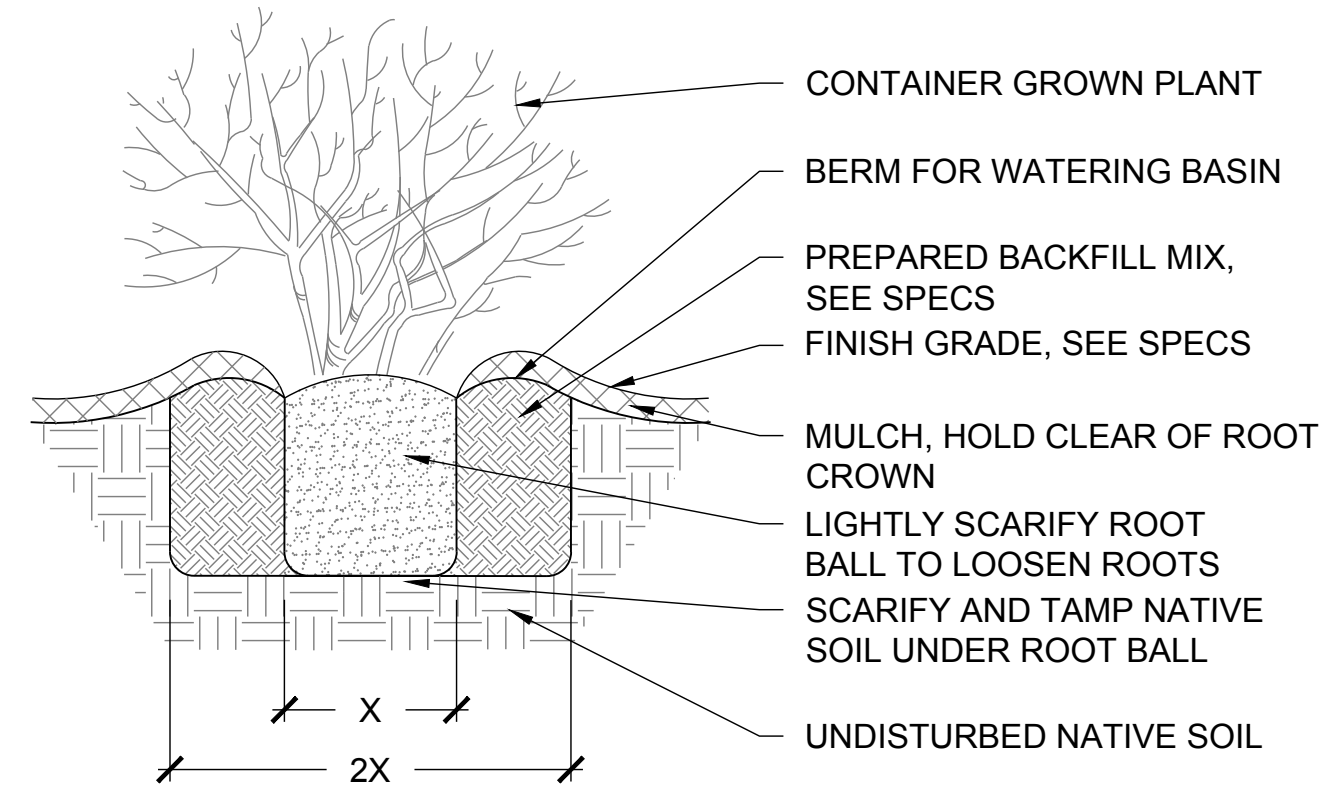
- NOTE:
- FOR 4" DIA. OR LARGER MAINLINE, USE A SADDLE CONNECTION
  - FOR 3" DIA. OR SMALLER MAINLINE CONNECTION, USE A THREADED TEE OR ELBOW

## 2 QUICK COUPLER VALVE SCALE: NTS

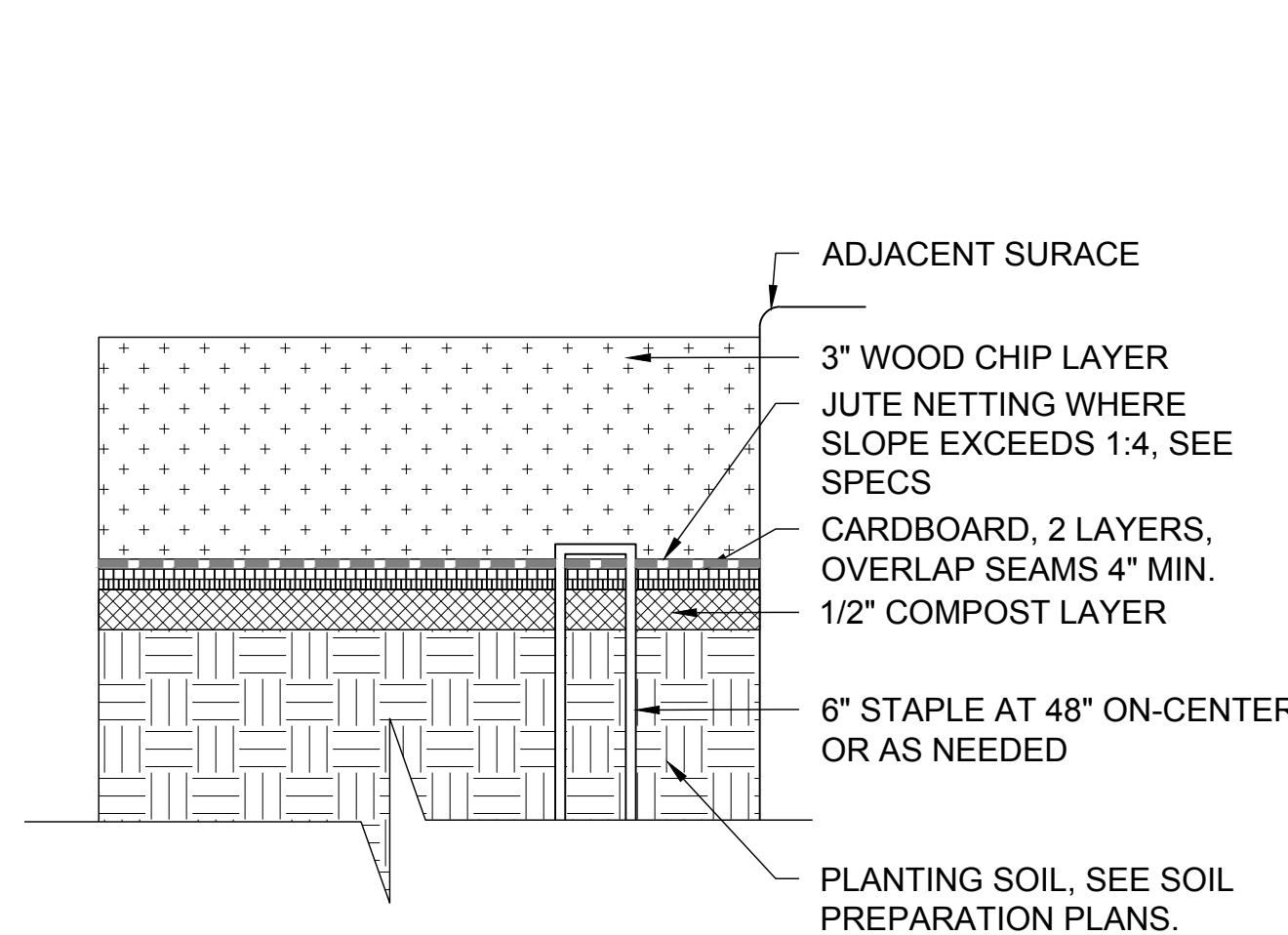
PLANT PIT SIZE TABLE		
PLANT SIZE	PIT SIZE - ROOTBALL PLUS	BERM HEIGHT
4" POT	3" ALL AROUND	1"
1 GALLON	6" ALL AROUND	2"
5 GALLON	8" ALL AROUND	4"
15 GALLON	10" ALL AROUND	4"



**4 SHRUB PLANTING ON SLOPES +25%**  
SCALE: 1/2" = 1'



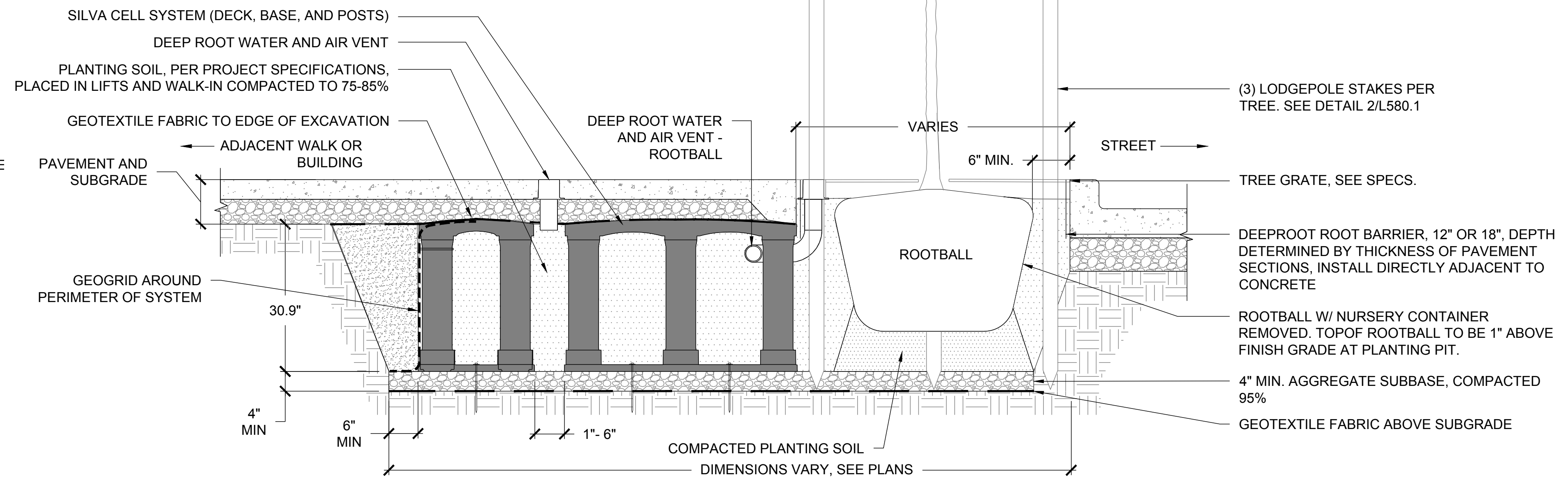
**5 SHRUB AND PERENNIAL PLANTING**  
SCALE: 1/2" = 1'



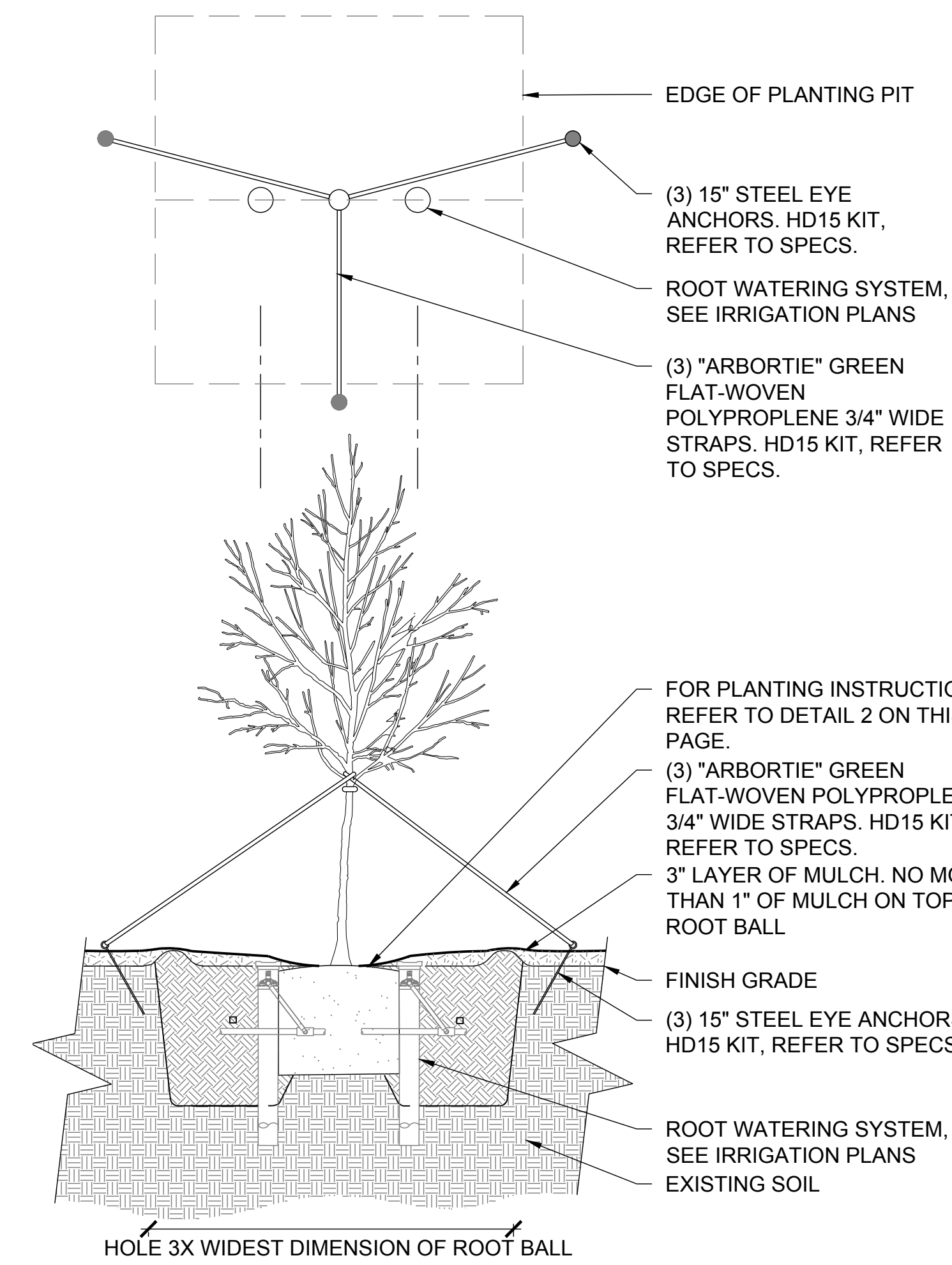
**6 SHEET MULCH**  
SCALE: NTS

**NOTES**

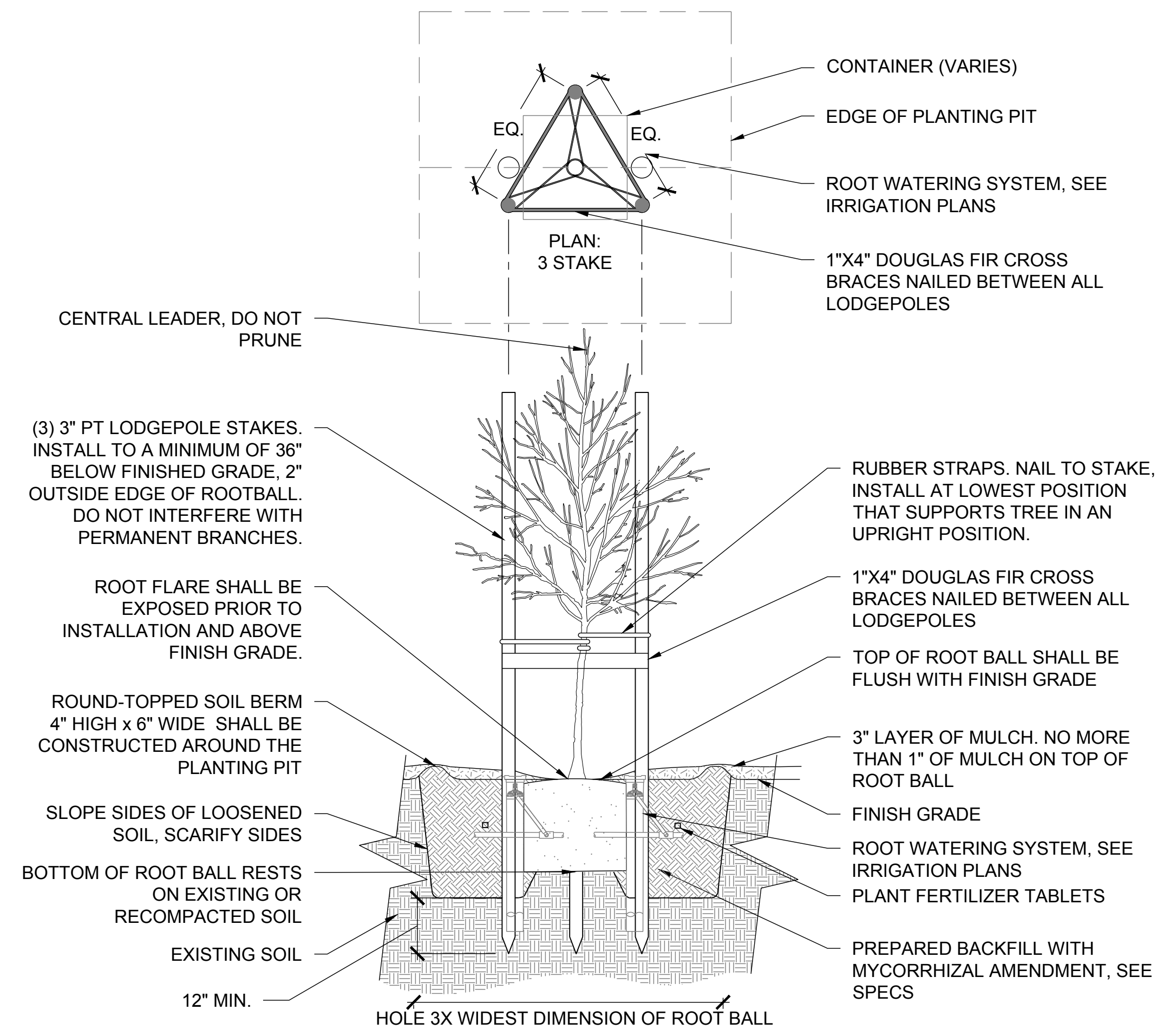
1. PROVIDE UNDERDRAIN SYSTEM FOR STORMWATER AND POROUS PAVEMENT APPLICATIONS (BY OTHERS).
2. PROVIDE SHOP DRAWING FOR REVIEW AND APPROVAL BY LANDSCAPE ARCHITECT PRIOR TO INSTALLATION.
3. CONTRACTOR SHALL PROVIDE IN PLACE MOCK UP FOR REVIEW AND APPROVAL BY LANDSCAPE ARCHITECT PRIOR TO FINAL INSTALLATION.



**1 STREET TREE PLANTING DETAIL**  
SCALE: 3/4" = 1'



**3 TREE PLANTING DETAIL WITH GUYING**  
SCALE: 1/2" = 1'



**2 TREE PLANTING DETAIL WITH STAKING**  
SCALE: 1/2" = 1'

**900 INNES PARK DEVELOPMENT**

CITY AND COUNTY OF SAN FRANCISCO  
RECREATION AND PARKS DEPARTMENT  
49 SOUTH VAN NESS AVENUE, SUITE 1220  
SAN FRANCISCO, CA 94103  
PH. 415-831-2700

THE TRUST FOR PUBLIC LAND  
101 MONTGOMERY STREET  
SUITE 900  
SAN FRANCISCO, CA 94104  
PH. 415-495-4014

PRIME CONSULTANT / LANDSCAPE ARCHITECT  
GUSTAFSON GUTHRIE NICHOL  
PH. 206-903-8802

CIVIL ENGINEER  
SHERWOOD DESIGN ENGINEERS  
PH. 415-348-9650

ARCHITECT  
JENSEN ARCHITECTS  
PH. 415-348-9650

ECOLOGICAL RESTORATION  
RANA CREEK  
PH. 831-659-3820

STRUCTURAL ENGINEER  
JON BRODY STRUCTURAL ENGINEERS  
PH. 415-296-9494

COASTAL ENGINEER  
MOFFATT AND NICHOL  
PH. 925-944-5411

LIGHTING  
NITEO CALIFORNIA  
PH. 415-866-2232

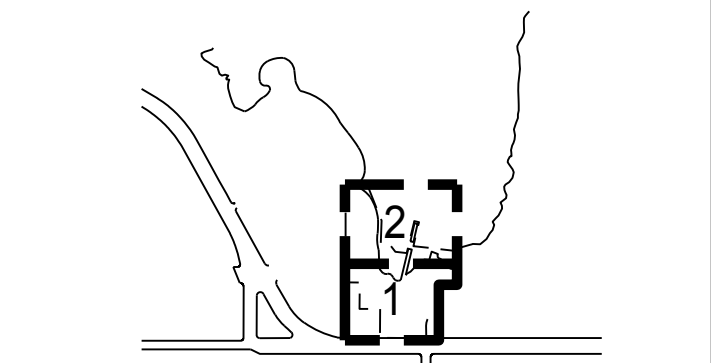
MEP & IT  
INTERFACE ENGINEERING  
PH. 415-489-7240

GEOTECHNICAL ENGINEER  
AGS, INC  
PH. 415-957-9240

SECURITY CONSULTANT  
ZBETA CONSULTING  
PH. 415-259-0422

FOR OFFICIAL USE

**KEY PLAN**



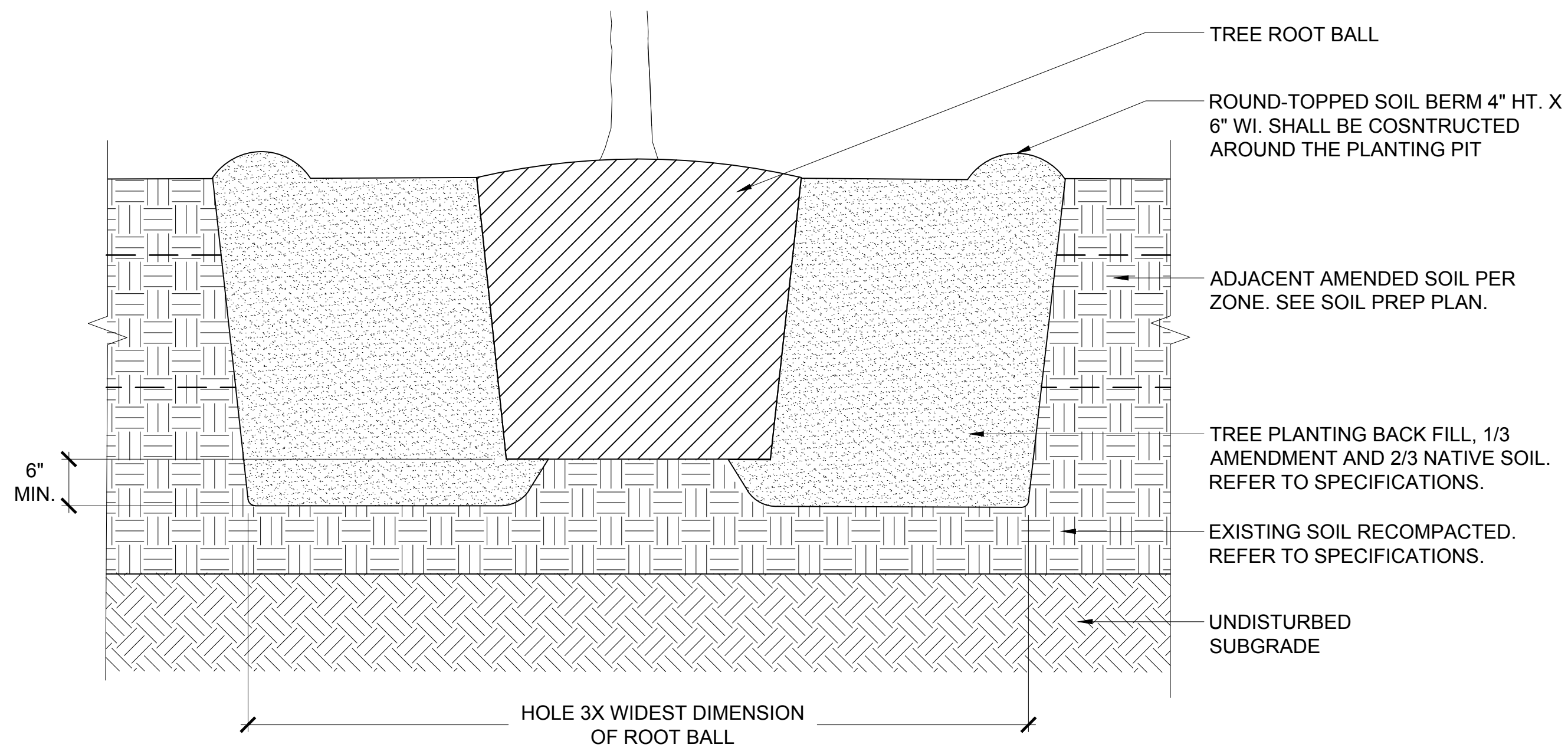
**REVISIONS:**

NO.	DATE	DESCRIPTION

**ISSUANCE**

BID SET	
DRAWN BY AD	CHECKED BY
DATE 7/01/2021	GGN PROJECT # 1608

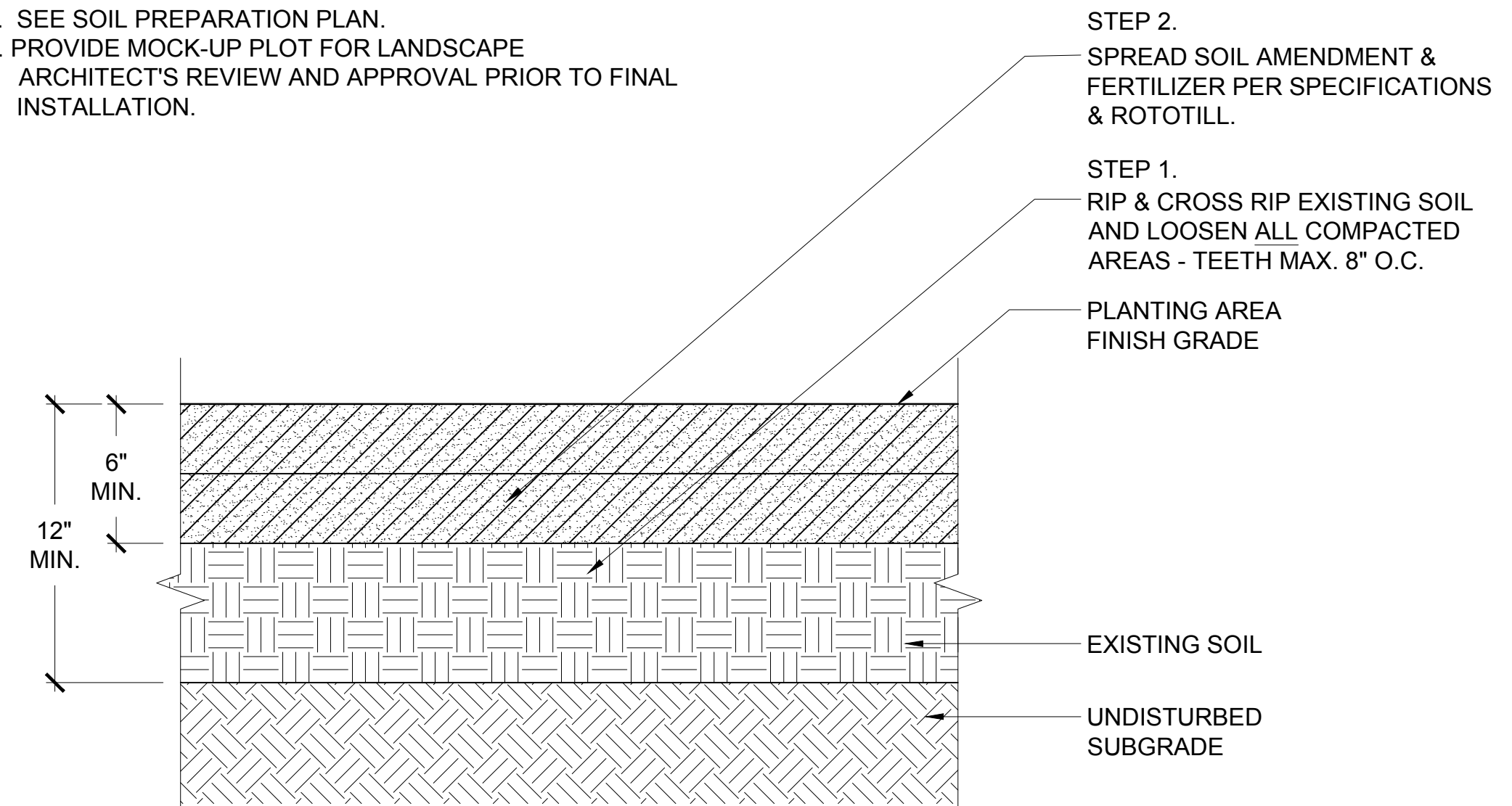
**PLANTING DETAILS**  
**L580.1**



NOTE: PROTECT ALL UTILITY PIPING AND STRUCTURES TYP, DO NOT DISTURB SUBGRADE UNDER PIPES.

**3 TREE PLANTING SOIL PREPARATION**  
SCALE: N.T.S.

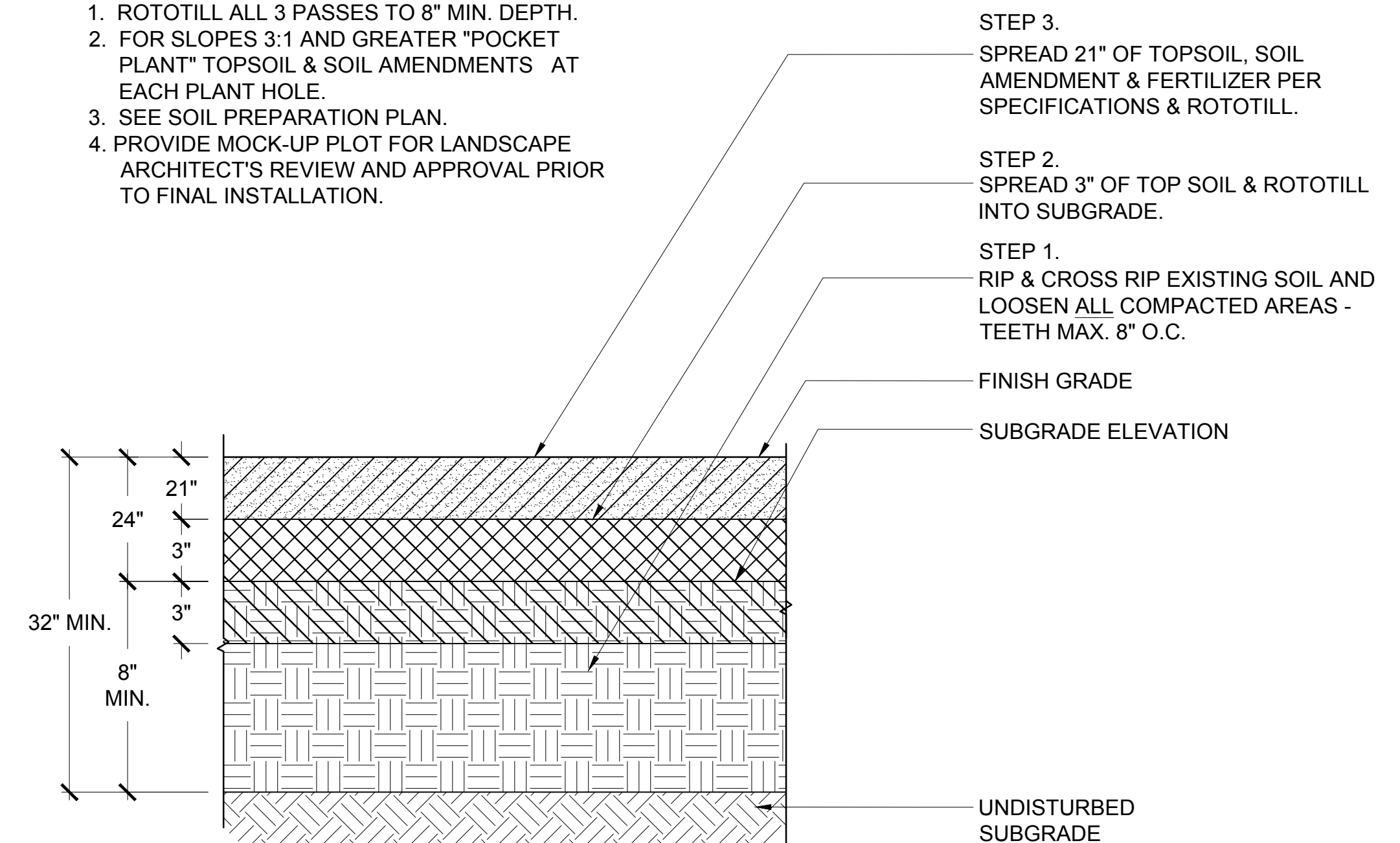
- NOTE:
1. ROTOTILL ALL 3 PASSES TO 8" MIN. DEPTH.
  2. FOR SLOPES 3:1 AND GREATER "POCKET PLANT" TOPSOIL & SOIL AMENDMENTS AT EACH PLANT HOLE.
  3. SEE SOIL PREPARATION PLAN.
  4. PROVIDE MOCK-UP PLOT FOR LANDSCAPE ARCHITECT'S REVIEW AND APPROVAL PRIOR TO FINAL INSTALLATION.



NOTE: PROTECT ALL UTILITY PIPING AND STRUCTURES TYP, DO NOT DISTURB SUBGRADE UNDER PIPES.

**1 SOIL AMENDMENT FOR ON SITE TOP SOIL**  
SCALE: N.T.S.

- NOTE:
1. ROTOTILL ALL 3 PASSES TO 8" MIN. DEPTH.
  2. FOR SLOPES 3:1 AND GREATER "POCKET PLANT" TOPSOIL & SOIL AMENDMENTS AT EACH PLANT HOLE.
  3. SEE SOIL PREPARATION PLAN.
  4. PROVIDE MOCK-UP PLOT FOR LANDSCAPE ARCHITECT'S REVIEW AND APPROVAL PRIOR TO FINAL INSTALLATION.



NOTE: PROTECT ALL UTILITY PIPING AND STRUCTURES TYP, DO NOT DISTURB SUBGRADE UNDER PIPES.

**2 SOIL AMENDMENT FOR IMPORTED TOP SOIL**  
SCALE: N.T.S.

**900 INNES PARK DEVELOPMENT**

CITY AND COUNTY OF SAN FRANCISCO  
RECREATION AND PARKS DEPARTMENT  
49 SOUTH VAN NESS AVENUE, SUITE 1220  
SAN FRANCISCO, CA 94103  
PH. 415-831-2700

THE TRUST FOR PUBLIC LAND  
101 MONTGOMERY STREET  
SUITE 900  
SAN FRANCISCO, CA 94104  
PH. 415-495-4014

PRIME CONSULTANT / LANDSCAPE ARCHITECT  
GUSTAFSON GUTHRIE NICHOL  
PH. 206-903-6802

CIVIL ENGINEER  
SHERWOOD DESIGN ENGINEERS  
PH. 415-348-9650

ARCHITECT  
JENSEN ARCHITECTS  
PH. 415-348-9650

ECOLOGICAL RESTORATION  
RANA CREEK  
PH. 831-659-3820

STRUCTURAL ENGINEER  
JON BRODY STRUCTURAL ENGINEERS  
PH. 415-296-9494

COASTAL ENGINEER  
MOFFATT AND NICHOL  
PH. 925-944-5411

LIGHTING  
NITEO CALIFORNIA  
PH. 415-866-2232

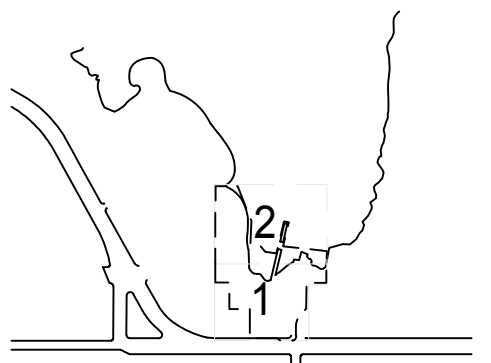
MEP & IT  
INTERFACE ENGINEERING  
PH. 415-489-7240

GEOTECHNICAL ENGINEER  
AGS, INC  
PH. 415-957-9240

SECURITY CONSULTANT  
ZBETA CONSULTING  
PH. 415-259-0422

FOR OFFICIAL USE

KEY PLAN



REVISIONS:

NO.	DATE	DESCRIPTION

ISSUANCE

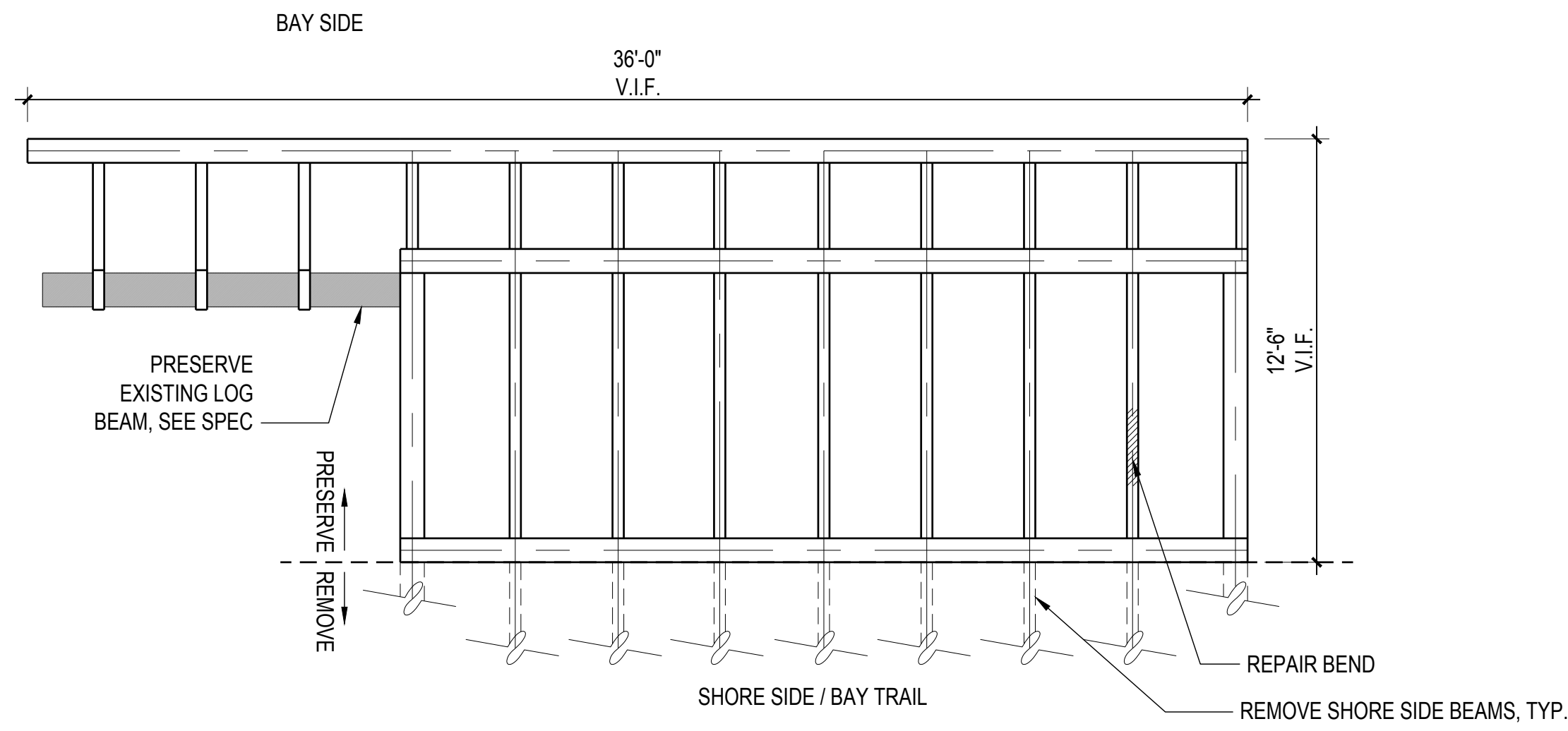
BID SET

DRAWN BY	AD	CHECKED BY	
DATE	7/01/2021	GGN PROJECT #	1608

SOIL DETAILS

**L581.1**

- NOTES:
- EXISTING STRUCTURAL FRAME (GRILLAGE) WAS SALVAGED AND STORED DURING THE REMEDIATION PROJECT. THE STRUCTURE IS LOCATED ON SITE AT SALVAGE MATERIAL STORAGE AREA. REFERENCE REMEDIATION PROJECT SALVAGE PLANS.
  - CONTRACTOR IS RESPONSIBLE FOR TRANSPORT FROM THE OWNER'S SALVAGE MATERIAL STORAGE AREA TO THE CONTRACTOR'S PLACE OF FABRICATION AND FINISHING.
  - CONTRACTOR IS RESPONSIBLE FOR MODIFYING THE EXISTING STRUCTURE PER DRAWINGS AND SPECIFICATIONS.
  - CONTRACTOR IS RESPONSIBLE FOR REFINISHING THE STRUCTURE PER DRAWINGS AND SPECIFICATIONS.
  - CONTRACTOR IS RESPONSIBLE FOR RETURNING THE STRUCTURE TO THE SITE AND INSTALLING THE STRUCTURE AND ALL APPURTENANCES.

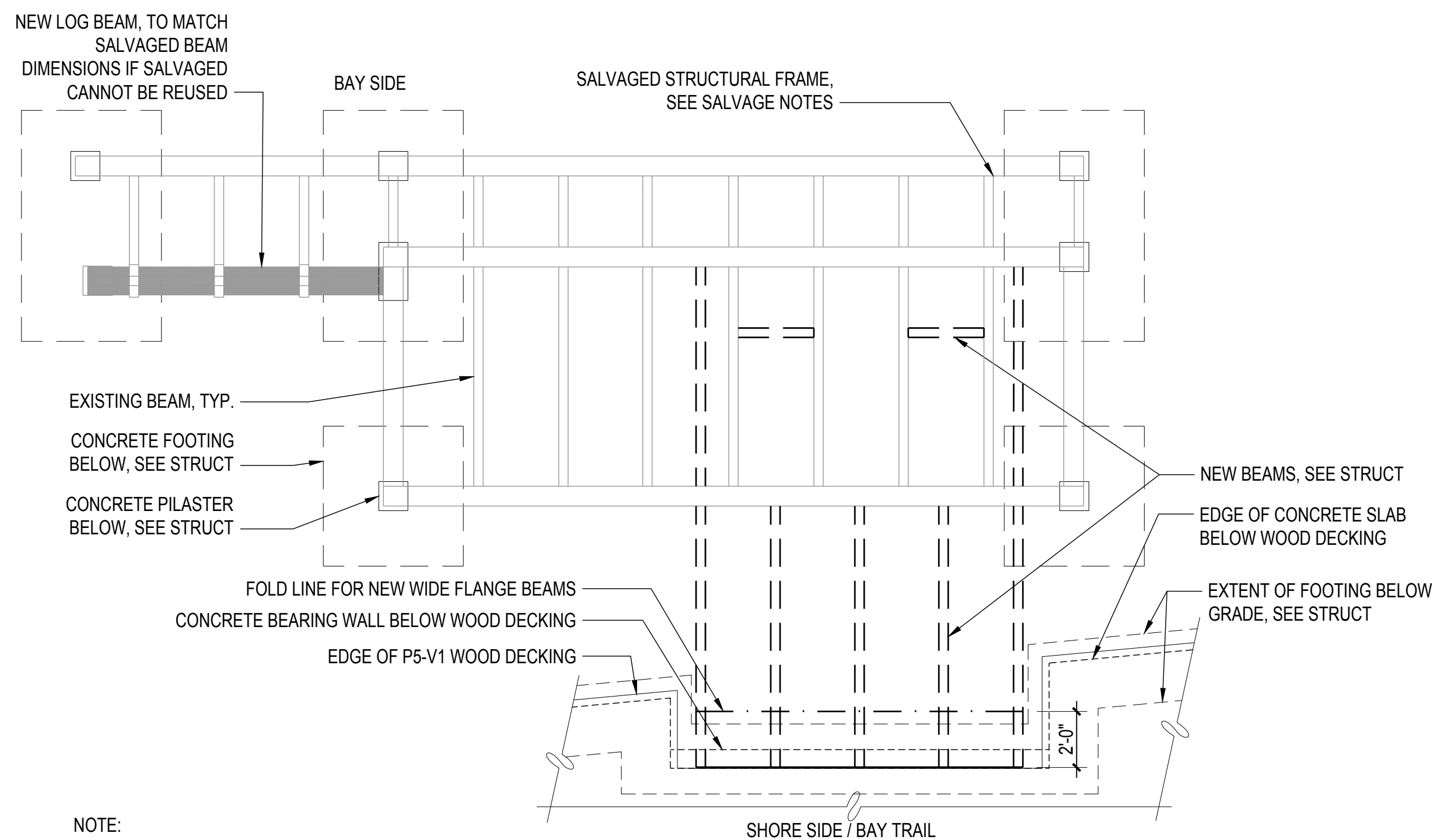


**1 PLAN: EXISTING STRUCTURE MODIFICATION AND REPAIR**  
SCALE: 1/4" = 1'-0"

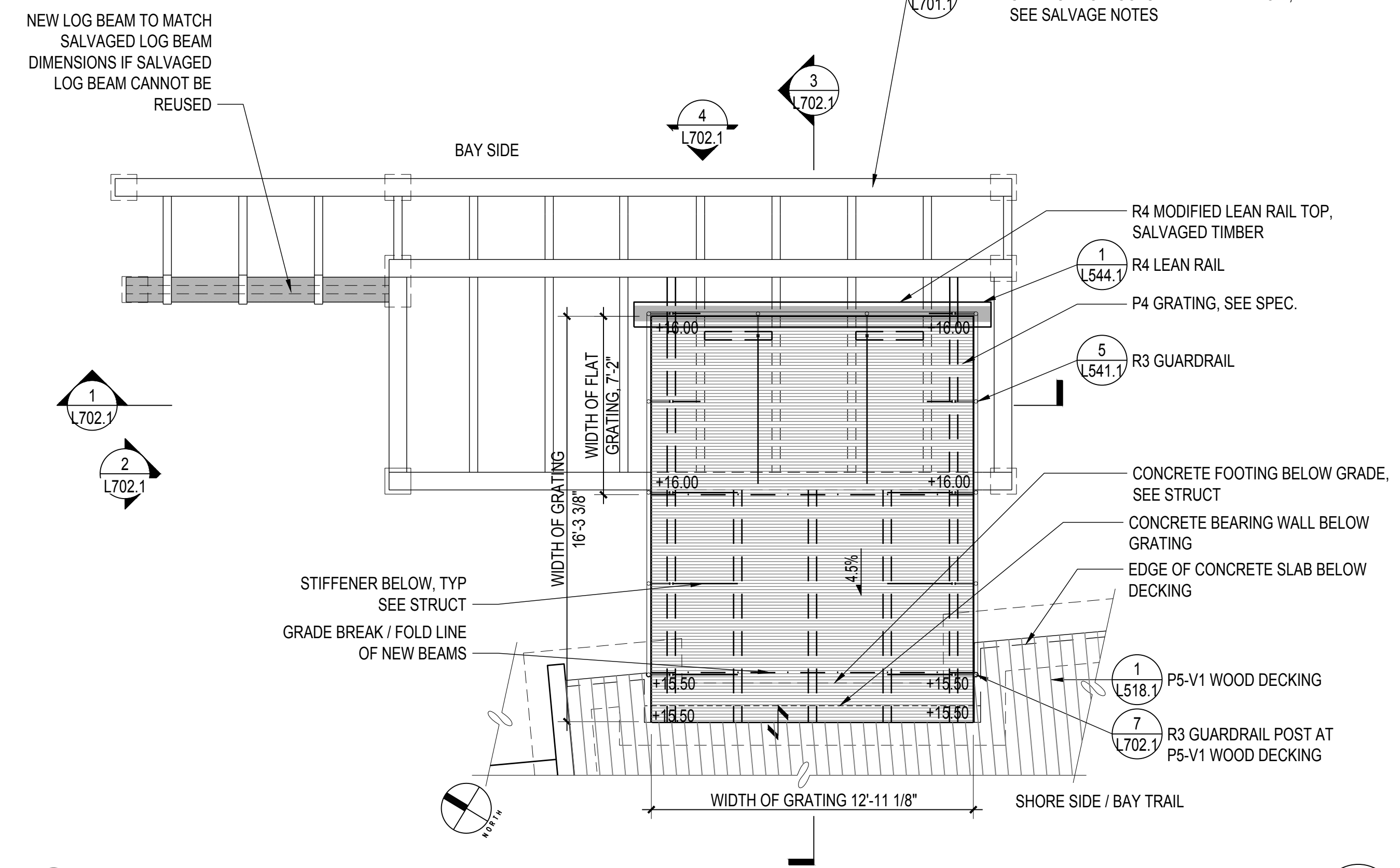
- EXISTING SHED
- EXISTING VERTICAL REBAR POSTS TO BE REMOVED
- SALVAGED STRUCTURAL FRAME TO BE CLEANED AND REPURPOSED (1/L701.1)
- SHORE SIDE BEAMS TO BE REMOVED PER DETAIL 1/L701.1
- SALVAGED STRUCTURAL FRAME TO BE CLEANED AND REPURPOSED (1/L701.1)
- EXISTING LOG BEAM TO BE PRESERVED, SEE DETAIL 1/L701.1




**3 PHOTOS OF SALVAGED STRUCTURAL FRAME / GRILLAGE**  
SCALE: 1" = 80'-0"



**2 PLAN: EXISTING METAL STRUCTURE WITH NEW FRAMING**  
SCALE: 1/4" = 1'-0"



**4 PLAN: OVERLOOK TERRACE**  
SCALE: 1/4" = 1'-0"



**900 INNES  
PARK DEVELOPMENT**

CITY AND COUNTY OF SAN FRANCISCO  
RECREATION AND PARKS DEPARTMENT  
49 SOUTH VAN NESS AVENUE, SUITE 1220  
SAN FRANCISCO, CA 94103  
PH. 415-831-2700

THE TRUST FOR PUBLIC LAND  
101 MONTGOMERY STREET  
SUITE 900  
SAN FRANCISCO, CA 94104  
PH. 415-495-4014

PRIME CONSULTANT / LANDSCAPE ARCHITECT  
GUSTAFSON GUTHRIE NICHOL  
PH. 206-903-8802

CIVIL ENGINEER  
SHERWOOD DESIGN ENGINEERS  
PH. 415-348-9650

ARCHITECT  
JENSEN ARCHITECTS  
PH. 415-348-9650  
ECOLOGICAL RESTORATION  
RANA CREEK  
PH. 831-659-3820

STRUCTURAL ENGINEER  
JON BRODY STRUCTURAL ENGINEERS  
PH. 415-296-9494

COASTAL ENGINEER  
MOFFATT AND NICHOL  
PH. 925-944-5411

LIGHTING  
NITEO CALIFORNIA  
PH. 415-666-2232

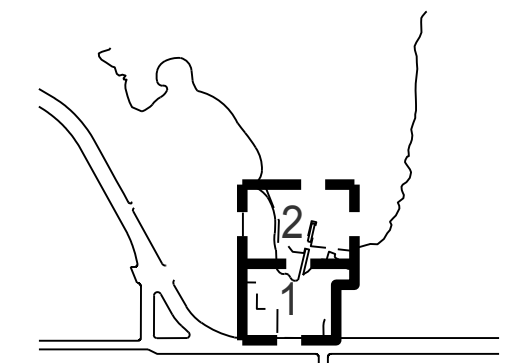
MEP & IT  
INTERFACE ENGINEERING  
PH. 415-489-7240

GEOTECHNICAL ENGINEER  
AGS, INC  
PH. 415-957-9240

SECURITY CONSULTANT  
ZBETA CONSULTING  
PH. 415-259-0422

FOR OFFICIAL USE

KEY PLAN



**REVISIONS:**

NO.	DATE	DESCRIPTION

ISSUANCE

**BID SET**

DRAWN BY	CHECKED BY
DATE	GGN PROJECT #
7/01/2021	1608

**OVERLOOK TERRACE**

**L701.1**

# 900 INNES PARK DEVELOPMENT

CITY AND COUNTY OF SAN FRANCISCO  
RECREATION AND PARKS DEPARTMENT  
49 SOUTH VAN NESS AVENUE, SUITE 1220  
SAN FRANCISCO, CA 94103  
PH. 415-831-2700

THE TRUST FOR PUBLIC LAND  
101 MONTGOMERY STREET  
SUITE 900  
SAN FRANCISCO, CA 94104  
PH. 415-495-4014

PRIME CONSULTANT / LANDSCAPE ARCHITECT  
GUSTAFSON GUTHRIE NICHOL  
PH. 206-903-8802

CIVIL ENGINEER  
SHERWOOD DESIGN ENGINEERS  
PH. 415-348-9650

ARCHITECT  
JENSEN ARCHITECTS  
PH. 415-348-9650

ECOLOGICAL RESTORATION  
RANA CREEK  
PH. 831-659-3820

STRUCTURAL ENGINEER  
JON BRODY STRUCTURAL ENGINEERS  
PH. 415-296-9494

COASTAL ENGINEER  
MOFFATT AND NICHOL  
PH. 925-944-5411

LIGHTING  
NITEO CALIFORNIA  
PH. 415-666-2232

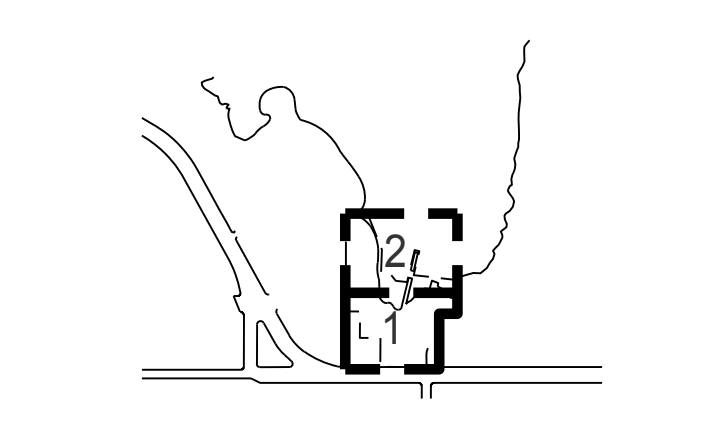
MEP & IT  
INTERFACE ENGINEERING  
PH. 415-489-7240

GEOTECHNICAL ENGINEER  
AGS, INC  
PH. 415-957-9240

SECURITY CONSULTANT  
ZBETA CONSULTING  
PH. 415-259-0422

FOR OFFICIAL USE

KEY PLAN



## REVISIONS:

NO.	DATE	DESCRIPTION

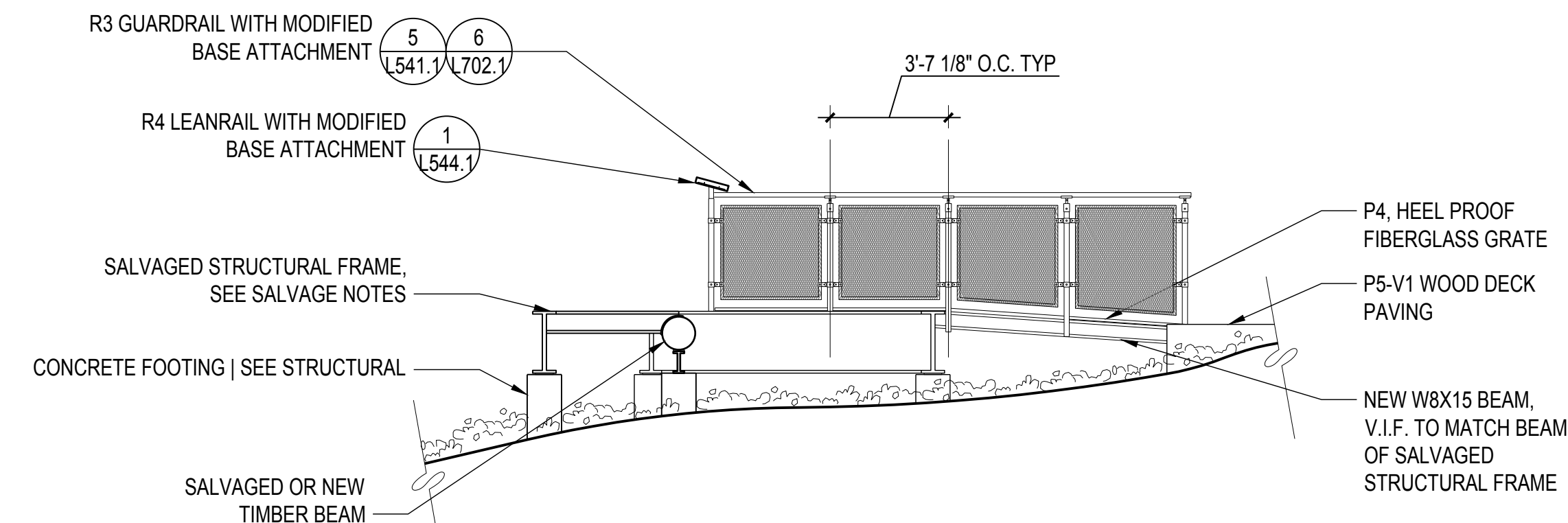
ISSUANCE

## BID SET

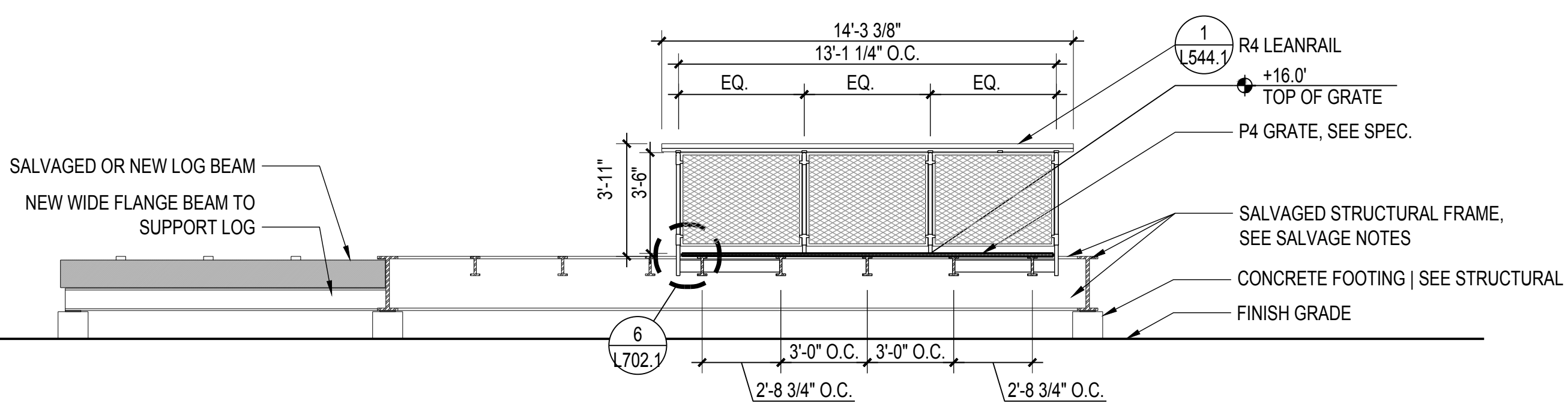
DRAWN BY	CHECKED BY
DATE	GGN PROJECT #
7/01/2021	1608

## OVERLOOK TERRACE

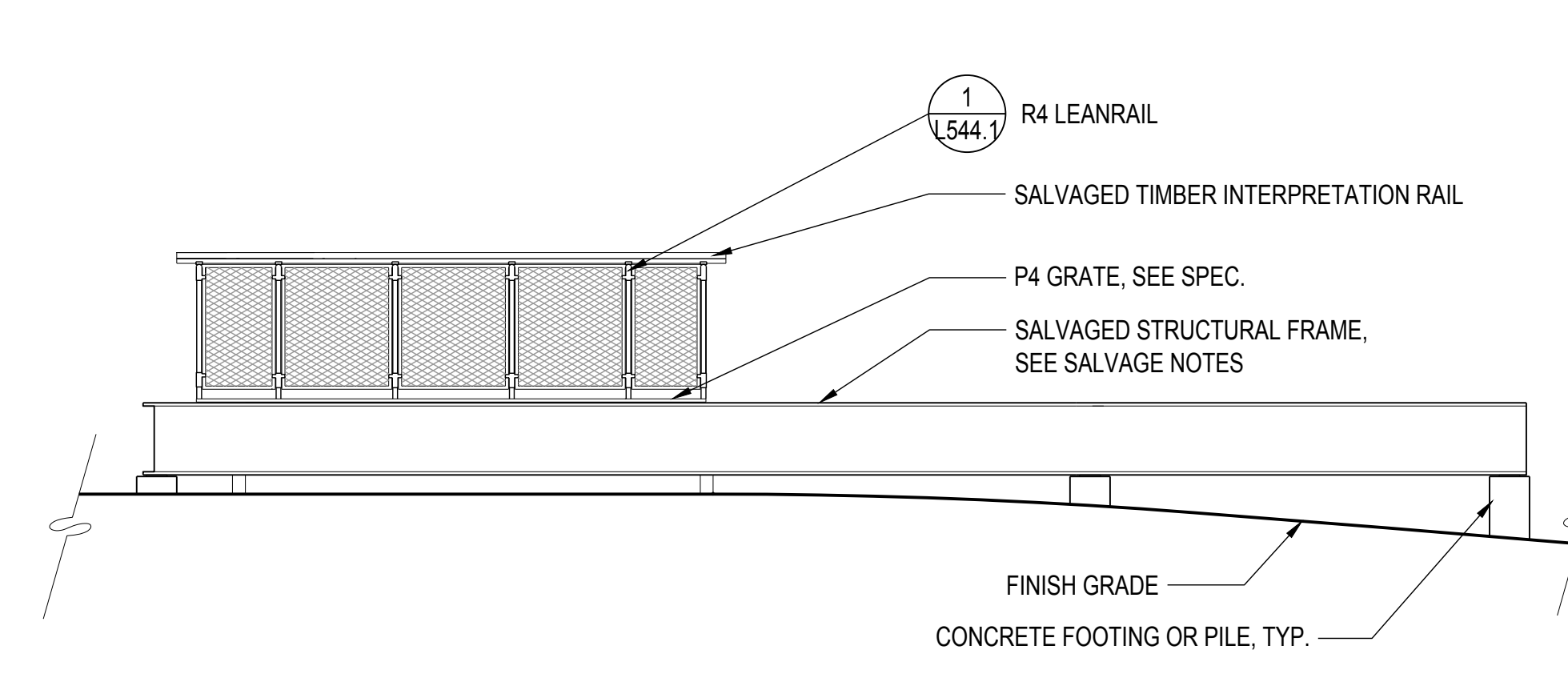
# L702.1



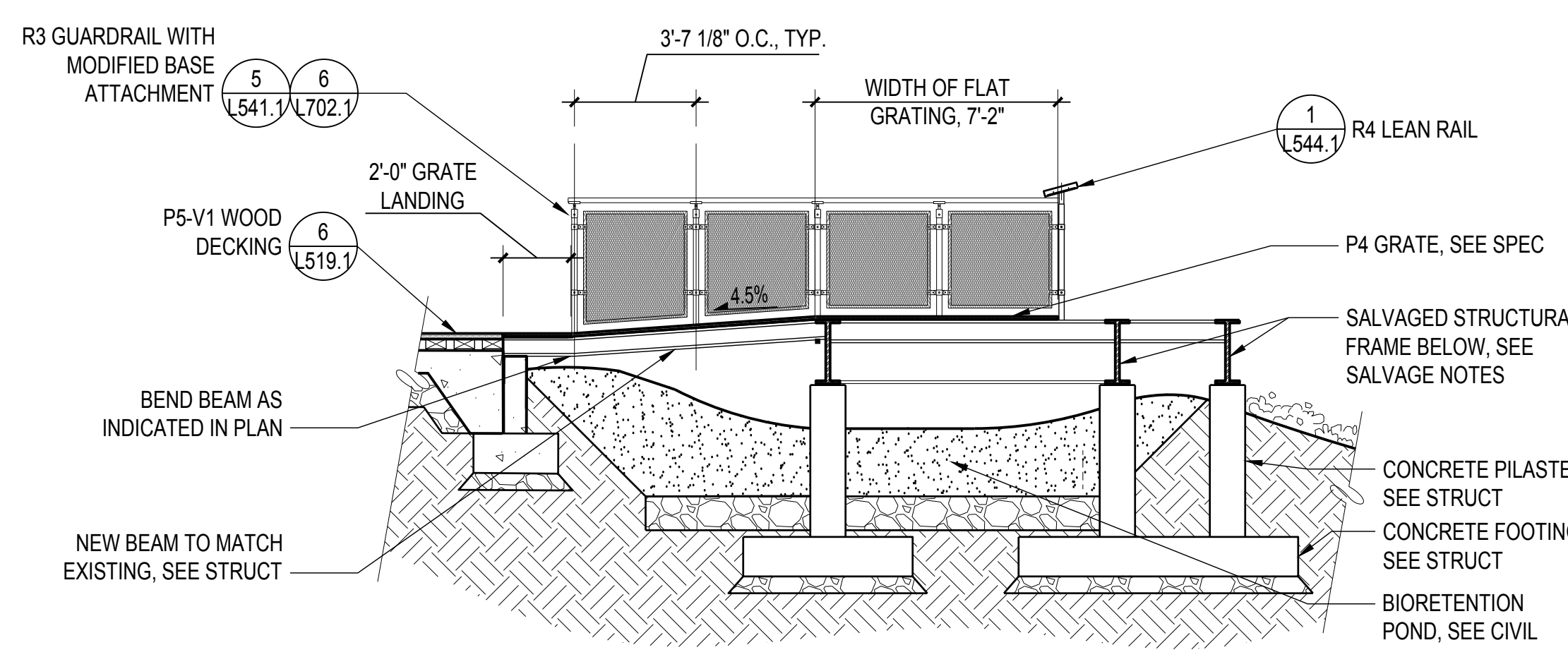
**2 ELEV: LOOKING EAST**  
SCALE: 1/4" = 1'-0"



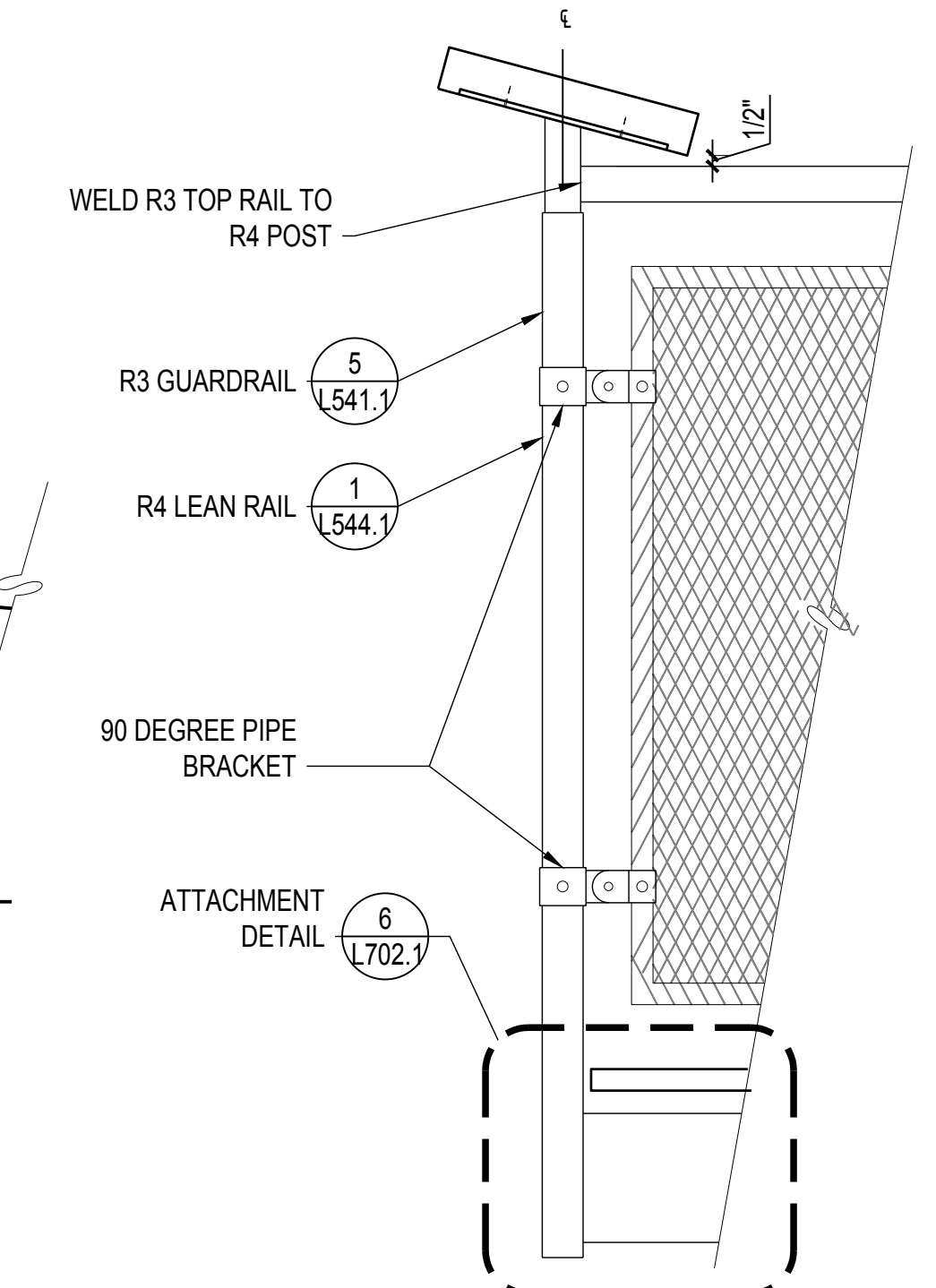
**1 SECT: LOOKING NORTH**  
SCALE: 1/4" = 1'-0"



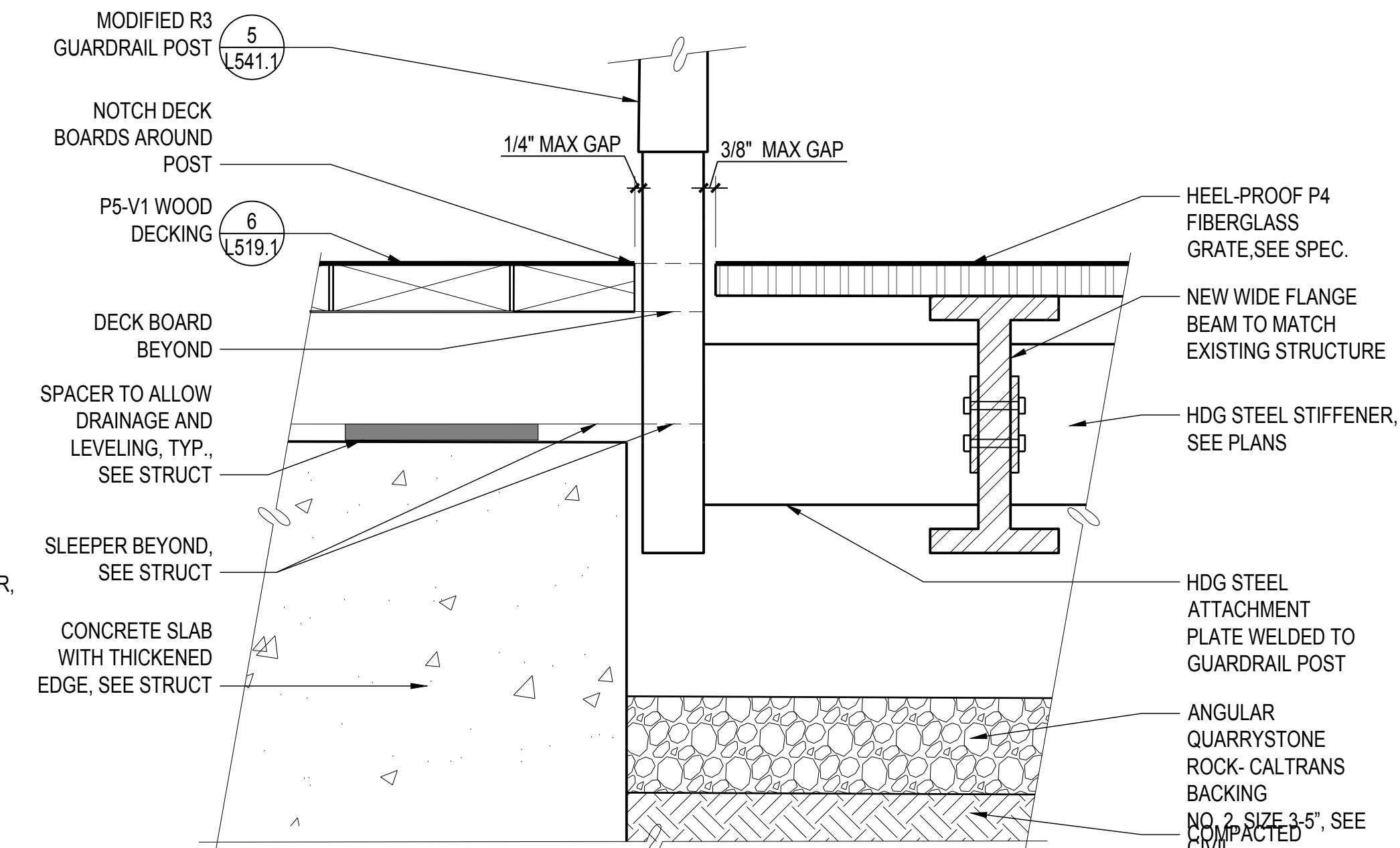
**4 ELEV: LOOKING SOUTH**  
SCALE: 1/4" = 1'-0"



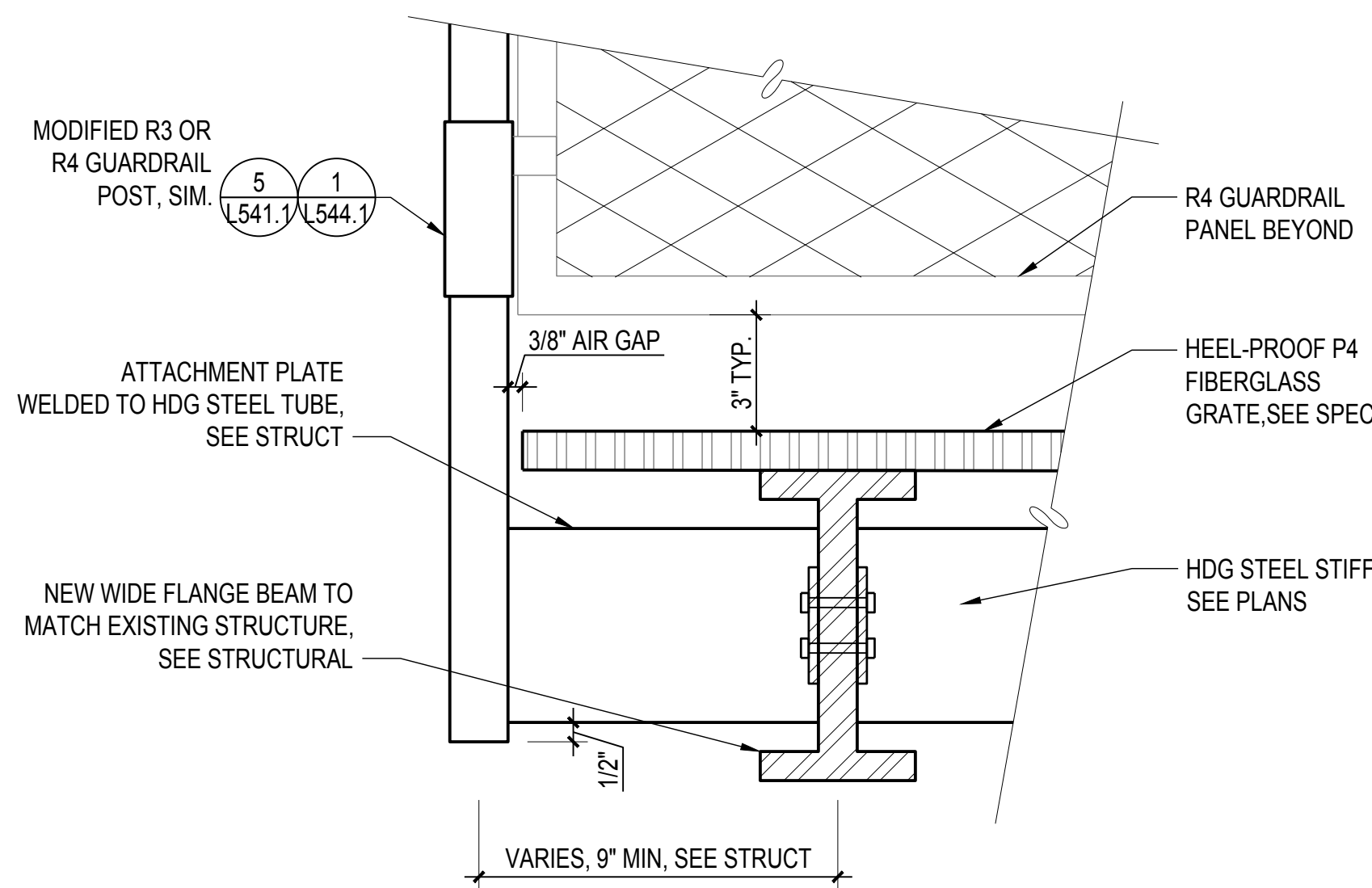
**3 SECT: LOOKING WEST**  
SCALE: 1/4" = 1'-0"



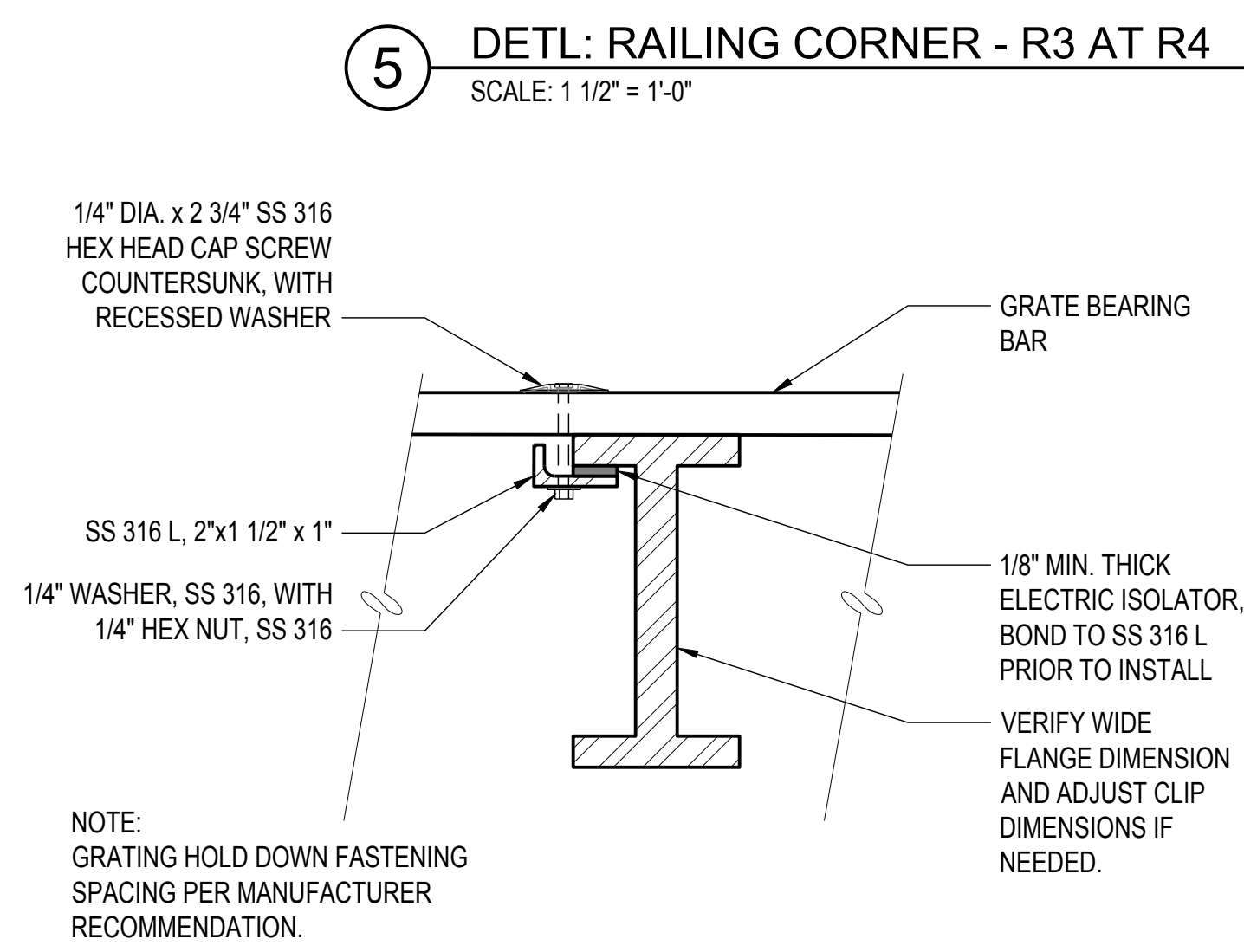
**5 DETL: RAILING CORNER - R3 AT R4**  
SCALE: 1 1/2" = 1'-0"



**7 DETL: OVERLOOK TERRACE GUARDRAIL ATTACHMENT AT P5-V1**  
SCALE: 3" = 1'-0"



**6 DETL: MODIFIED R3 & R4 ATTACHMENT AT OVERLOOK TERRACE**  
SCALE: 3" = 1'-0"



**8 DETL: CUSTOM GRATE CLIP ATTACHMENT AT P4 GRATE**  
SCALE: 3" = 1'-0"

7/1/2021 ANS (full sheet D 222.00 x 34.00 inches)