

SFAC Civic Art Collection



*Abraham Lincoln Brigade National Monument, 2008 by Ann Chamberlin and Walter Hood
(SFAC Accession No. 2008.3)
Conservation Repair Design, 2016*

ABBREVIATIONS

4	AND	EQ	EQUAL	MIR	MIRROR	SMD	SEE MECHANICAL
∠	ANGLE	EQPT	EQUIPMENT	MISC	MISCELLANEOUS	SND	DRAWINGS
AT	AT	EWC	ELECTRIC WATER	MO	MASONRY OPENING	SND	SANITARY NAPKIN
CL	CENTERLINE	EXIST	EXISTING	MTD	MOUNTED	DISPENSER	SANITARY NAPKIN
Ø	DIAMETER/ ROUND	EXP	EXPANSION	MUL	MULLION	RECEPTACLE	SEE PLUMBING
#	FOUND OR NUMBER	EXPO	EXPOSED	N	NORTH	5PD	SEE PLUMBING
		EXT	EXTERIOR	(N)	NEW	SPEC	SEE PLUMBING
ACOUST	ACOUSTICAL	FA	FIRE ALARM	NIC	NOT IN CONTRACT	SQ	SPECIFICATION
ACT	ACOUSTIC CEILING	FB	FUSE BOX	NOM	NOMINAL	SQ	SQUARE
AD	AREA DRAIN	FBR	FIBER BOARD	NTS	NOT TO SCALE	SSD	SEE STRUCTURAL
ADJ	ADJUSTABLE /	FBR BD	FIBER BOARD	OA	OVERALL	SSK	SEE STRUCTURAL
	ADJACENT	FBRGL	FIBERGLASS	OBS	OBSCURE	ST	STATION
AFF	ABOVE FINISHED	FD	FLOOR DRAIN	OCC	OCCUPANCY OR	STD	STANDARD
	FLOOR	FDN	FOUNDATION	OCC	OCCUPANT(S)	STL	STEEL
AL	ALUMINUM	FE	FIRE EXTINGUISHER	OD	OUTSIDE DIAMETER	STR	STRUCTURAL
APPROX	APPROXIMATE	FEC	FIRE EXTINGUISHER	OF	OWNER FURNISHED,	SUSP	SUSPENDED
ARCH	ARCHITECTURAL	FIN	FINISH	OFI	OWNER FURNISHED,	SV	SHEET VINYL
ASB	ASBESTOS	FLR	FLOOR	OFI	OWNER FURNISHED,	SYM	SYMMETRICAL
ASPH	ASPHALT	FLASH	FLASHING	OFF	OFFICE	TB	TOWEL BAR
ATT	ATTACH	FLUOR	FLUORESCENT	OPNG	OPENING	TCA	TILE COUNCIL OF
		FO	FACE OF	OPF	OPPOSITE	TEL	TELEPHONE
		FOC	FACE OF	OSB	ORIENTED STRAND	TER	TERRAZZO
		FOF	FACE OF FINISH	BOARD	BOARD	T4G	TONGUE & GROOVE
		FOM	FACE OF MASONRY	PARA	PARALLEL	THK	THICK
		FOS	FACE OF STUD	PERP	PERPENDICULAR	TO	TOP OF
		FP	FABRIC PANEL	PL	PLATE	TOC	TOP OF CURB
		FRFP	FIREPROOF	PLAM	PLASTIC LAMINATE	TOP	TOP OF PAVING
		FRP	FIBERGLASS	PLAS	PLASTER	TPD	TOILET PAPER
		F8	FIBERGLASS	PLYWD	PLYWOOD	TR	TRASH
		FT	FOOT OR FEET	PR	PAIR	RECEPTACLE	
		FTG	FOOTING	PRCST	PRECAST	TRD	TREAD
		FURR	FURRING	PT	PART	TV	TELEVISION
		FUT	FUTURE	PTD	PAPER TOWEL	TOW	TOP OF WALL
		GA	GAUGE	PTD/R	COMBINATION	TYP	TYPICAL
		GALV	GALVANIZED	PTN	PARTITION	UNF	UNFINISHED
		GB	GRAB BAR	PTR	PAPER TOWEL	UON	UNLESS OTHERWISE
		GL	GLASS	QT	QUARRY TILE	UR	URINAL
		GLB	GLUE LAM BEAM			VCT	VINYL
		GND	GROUND			COMPOSITION TILE	
		GR	GRADE			VERTICAL	
		GSM	GALVANIZED	(R)	REMOVE	VEST	VESTIBULE
		GYP	SHEET METAL	R	RISER	VIF	VERIFY IN FIELD
			GYP&UM	RD	RADIUS	VP	VERNEER PLASTER
				RB	RUBBER BASE	VTR	VENT THROUGH
				RD	ROOF DRAIN	ROOF	ROOF
				REC	RECESSED	VW	VINYL
				REF	REFERENCE	WALLCOVERING	
				REFG	REFRIGERATOR		
				REHAB	REHABILITATE	W	WEST
				REIN	REINFORCED	W	WITH
				REP	REPAIR	WC	WATER CLOSET
				REQ	REQUIRED	WCV	WALLCOVERING
				RESIL	RESILIENT	WD	WOOD
				RES	RESTORE	WO	WHERE OCCURS
				RF	REFINISH	W/O	WITHOUT
				RGTR	REGISTER	WP	WATERPROOF
				RL	ROOF LEADER	W&CT	WAINSCOT
				RM	ROOM	WT	WEIGHT
				RO	ROUGH OPENING		
				RWD	REDWOOD		
				RWL	RAIN WATER		
				LEADER	LEADER		
				S	SOUTH		
				SALV	SALVAGE		
				SC	SOLID CORE		
				SCD	SEAT COVER		
				DISPENSER	DISPENSER		
				SCHED	SCHEDULE		
				SD	SOAP DISPENSER		
				SECT	SECTION		
				SH	SHelf		
				SHR	SHOWER		
				SHT	SHEET		
				SHTHG	SHEATHING		
				SIM	SIMILAR		
				SLD	SEE LANDSCAPE		
				DRAWINGS	DRAWINGS		
				SLR	SEALER		
E	EAST	MAX	MAXIMUM				
(E)	EXISTING	MB	MACHINE BOLT				
EA	EACH	MC	MEDICINE CABINET				
EJ	EXPANSION JOINT	MDF	MEDIUM DENSITY				
EL	ELEVATION	FIBRBOARD	FIBERBOARD				
ELEC	ELECTRICAL	MECH	MECHANICAL				
ELEV	ELEVATOR	MEMB	MEMBRANE				
EMER	EMERGENCY	MET	METAL				
ENCL	ENCLOSURE	MFR	MANUFACTURER				
EP	ELECTRICAL PANEL	MH	MANHOLE				
		MIN	MINIMUM				

GENERAL NOTES

- CONTRACTOR SHALL VERIFY THAT (E) CONDITIONS ARE AS INDICATED ON THE DRAWINGS. NOTIFY THE ARCHITECT IMMEDIATELY OF VARIATIONS OR DISCREPANCIES. DO NOT PROCEED WITH AFFECTED WORK UNTIL THE VARIATIONS OR DISCREPANCIES ARE RESOLVED BY THE ARCHITECT.
- ALL CONSTRUCTION AND INSTALLATION WORK SHOWN ON DRAWINGS SHALL BE DONE IN ACCORDANCE WITH ALL APPLICABLE CODES AND ORDINANCES. USE METHODS AS REQUIRED TO COMPLETE WORK WITHIN LIMITATIONS OF ALL PREVAILING LAWS AND CODES.
- DO NOT SCALE DRAWINGS: USE DIMENSIONS SHOWN. ALL DIMENSIONS SHALL BE VERIFIED IN THE FIELD. DIMENSIONS SHOWN AT (E) CONDITIONS ARE TO FACE OF (E) FINISH, U.O.N. DIMENSIONS AT NEW WORK ARE TO FACE OF FRAMING, U.O.N. DIMENSIONS OF (E) CONDITIONS ARE FOR REFERENCE ONLY AND SHALL BE VERIFIED BY THE CONTRACTOR IN THE FIELD. WHERE NO DIMENSION IS PROVIDED CONSULT WITH THE ARCHITECT FOR CLARIFICATION BEFORE PROCEEDING WITH AFFECTED WORK.
- SAFETY MEASURES: AT ALL TIMES THE CONTRACTOR SHALL BE SOLELY RESPONSIBLE FOR THE CONDITIONS AT THE JOB SITE, INCLUDING SAFETY OF PEOPLE AND PROPERTY. ARCHITECT SITE VISITS ARE NOT INTENDED TO REVIEW THE ADEQUACY OF THE CONTRACTOR'S SAFETY MEASURES.
- INSTALL MANUFACTURED MATERIALS AND EQUIPMENT PER MANUFACTURER'S RECOMMENDATIONS AND INSTRUCTIONS, UNLESS OTHERWISE INSTRUCTED.
- ALL WASTE AND REFUSE CAUSED IN CONNECTION WITH THE WORK SHALL BE REMOVED FROM THE PREMISES AND DISPOSED OF BY THE CONTRACTOR. THE PREMISES SHALL BE LEFT CLEAR AND CLEAN TO THE SATISFACTION OF THE ARCHITECT.
- APPLICATION OF FINISH: SURFACES PREVIOUSLY PREPARED OR INSTALLED BY ANOTHER TRADE SHALL BE INSPECTED CAREFULLY BY THE CONTRACTOR BEFORE APPLYING SUBSEQUENT MATERIALS OR FINISHES. IF SURFACES ARE NOT ACCEPTABLE, THE ARCHITECT SHALL BE NOTIFIED IMMEDIATELY IN ORDER THAT CORRECTIONS MAY BE MADE. APPLICATIONS OF FINISHES WILL BE CONSTRUED AS ACCEPTANCE OF RESPONSIBILITY BY THE SUBCONTRACTOR FOR THE BASE UPON WHICH IT IS APPLIED.
- INSTALL ALL WORK PLUMB, LEVEL AND STRAIGHT, OR AS REQUIRED TO ALIGN WITH (E) ADJACENT SURFACES.
- CONTRACTOR SHALL DESIGN AND INSTALL SHORING AS REQUIRED TO PERFORM WORK. RESPONSIBILITY FOR ENGINEERING, CONSTRUCTION AND SAFETY OF THE SHORING SHALL BE THE RESPONSIBILITY OF THE CONTRACTOR.
- REFER TO SPECIFICATIONS FOR ADDITIONAL INFORMATION. THE DRAWINGS AND SPECIFICATIONS ARE INTENDED TO BE COMPLEMENTARY. SEE NOTE 12.
- CONFLICTS BETWEEN VARIOUS ELEMENTS OF THE DRAWINGS, SPECIFICATIONS, NOTES AND DETAILS SHALL BE BROUGHT TO THE ATTENTION OF THE ARCHITECT AND RESOLVED BEFORE PROCEEDING WITH WORK.
- DETAILS SHOWN SHALL BE INCORPORATED INTO THE PROJECT AT ALL APPROPRIATE LOCATIONS WHETHER SPECIFICALLY CALLED OUT OR NOT.
- THE CONTRACTOR MUST SUBMIT IN WRITING ANY REQUESTS FOR MODIFICATIONS TO THE PLANS AND SPECIFICATIONS. SHOP DRAWINGS SUBMITTED TO THE ARCHITECT FOR REVIEW DO NOT CONSTITUTE "IN WRITING" UNLESS IT IS CLEARLY NOTED ON THE SUBMITTAL THAT SPECIFIC CHANGES ARE BEING REQUESTED WITH THE PHRASE "REQUESTED CHANGE".
- FINAL AS BUILT RECORD DOCUMENTS SHOWING ALL REVISIONS INCORPORATED DURING CONSTRUCTION, SHALL BE SUBMITTED TO THE ARCHITECT PRIOR TO PROJECT CLOSE-OUT.
- THROUGHOUT THE CONSTRUCTION DOCUMENTS, ITEMS THAT ARE EXISTING ARE INDICATED AS "EXISTING" OR "(E)", ITEMS WITHOUT THIS INDICATION ARE NEW CONSTRUCTION. WHERE REQUIRED FOR PURPOSES OF CLARITY, SOME ITEMS MAY BE INDICATED AS "NEW OR "(N)".

SYMBOL LEGEND

- DETAIL SYMBOL
- 2 → DETAIL NUMBER
 - A8.1 → SHEET WHERE DETAIL OCCURS

PROJECT SUMMARY

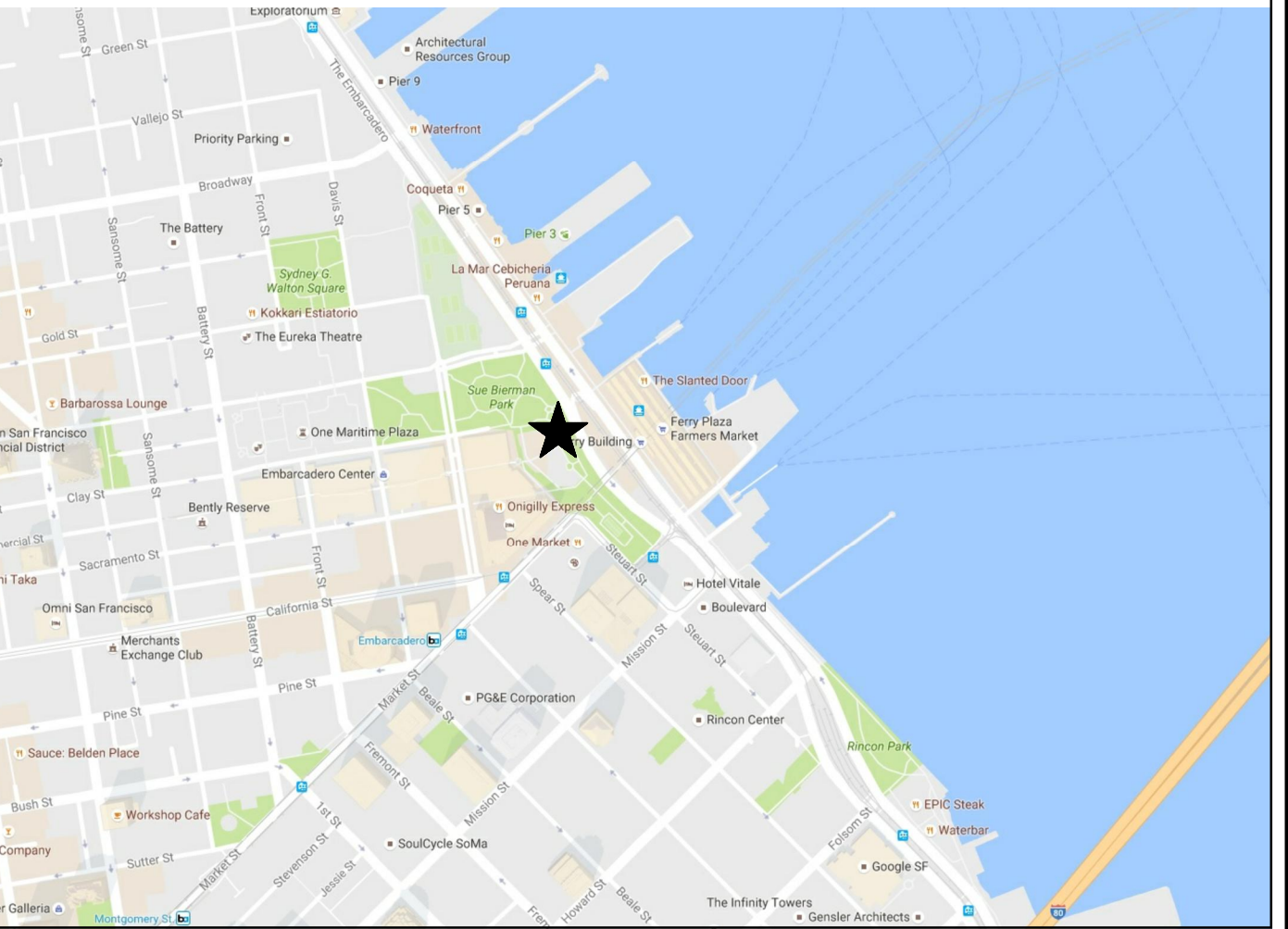
ABRAHAM LINCOLN BRIGADE MONUMENT SITS NEXT TO THE VAILLANCOURT FOUNTAIN ON THE EMBARCADERO IN SAN FRANCISCO, CALIFORNIA. DESIGNED BY ANNE CHAMBERLAIN AND WALTER HOOD, IT WAS DEDICATED ON MARCH 30, 2008, TO COMMEMORATE THE AMERICAN VOLUNTEERS OF THE ABRAHAM LINCOLN BRIGADE WHO FOUGHT BASTION IN THE SPANISH CIVIL WAR (1936-39). SINCE ITS INSTALLATION, THE MONUMENT HAS SUFFERED SIGNIFICANT DAMAGE, WHICH INCLUDES LOSS OF MORE THAN 15 OF 45 (E) ONYX STONE PANELS, ONE CRACKED PANEL, MULTIPLE PANELS WITH ACTIVE CRACKS, MISSING OR DAMAGED (E) CLIPS, AND MINOR WEAR TO (E) FRAMES. THIS PROJECT IS FOR REPLACEMENT OF ALL MISSING AND (E) ONYX STONE PANELS WITH (N) PRINTED LAMINATED GLASS PANELS USING (E) FRAMES AND (E) CLIPS. THE TOTAL NUMBER OF (N) LAMINATED GLASS PANELS TO BE INSTALLED IS 45.

PROJECT TEAM

CLIENT
 ABRAHAM LINCOLN BRIGADE ARCHIVES (ALBA)
 199 BROADWAY, SUITE 341
 NEW YORK, NY 10003

ARCHITECT
 ARCHITECTURAL RESOURCES GROUP
 PIER 9, THE EMBARCADERO, SUITE 107
 SAN FRANCISCO, CA 94111

PROJECT LOCATION



SHEET INDEX

- T1.0 COVER SHEET
- A2.0 PLAN, ELEVATIONS, AND DETAILS
- A2.1 EXISTING CONDITION PHOTOS



Pier 9, The Embarcadero, Suite 107
 San Francisco, California 94111
 415 421 1680

argsg.com

ABRAHAM LINCOLN BRIGADE MONUMENT

PANEL REPLACEMENT
 JUSTIN HERMAN PLAZA
 SAN FRANCISCO, CALIFORNIA

SHEET TITLE

PROJECT INFORMATION AND DRAWING INDEX

ISSUANCE
 SF ART COMMISSION REVIEW
 NOVEMBER 4, 2016

PROJ. NO.
 15017

DRAWN
 AM & MP

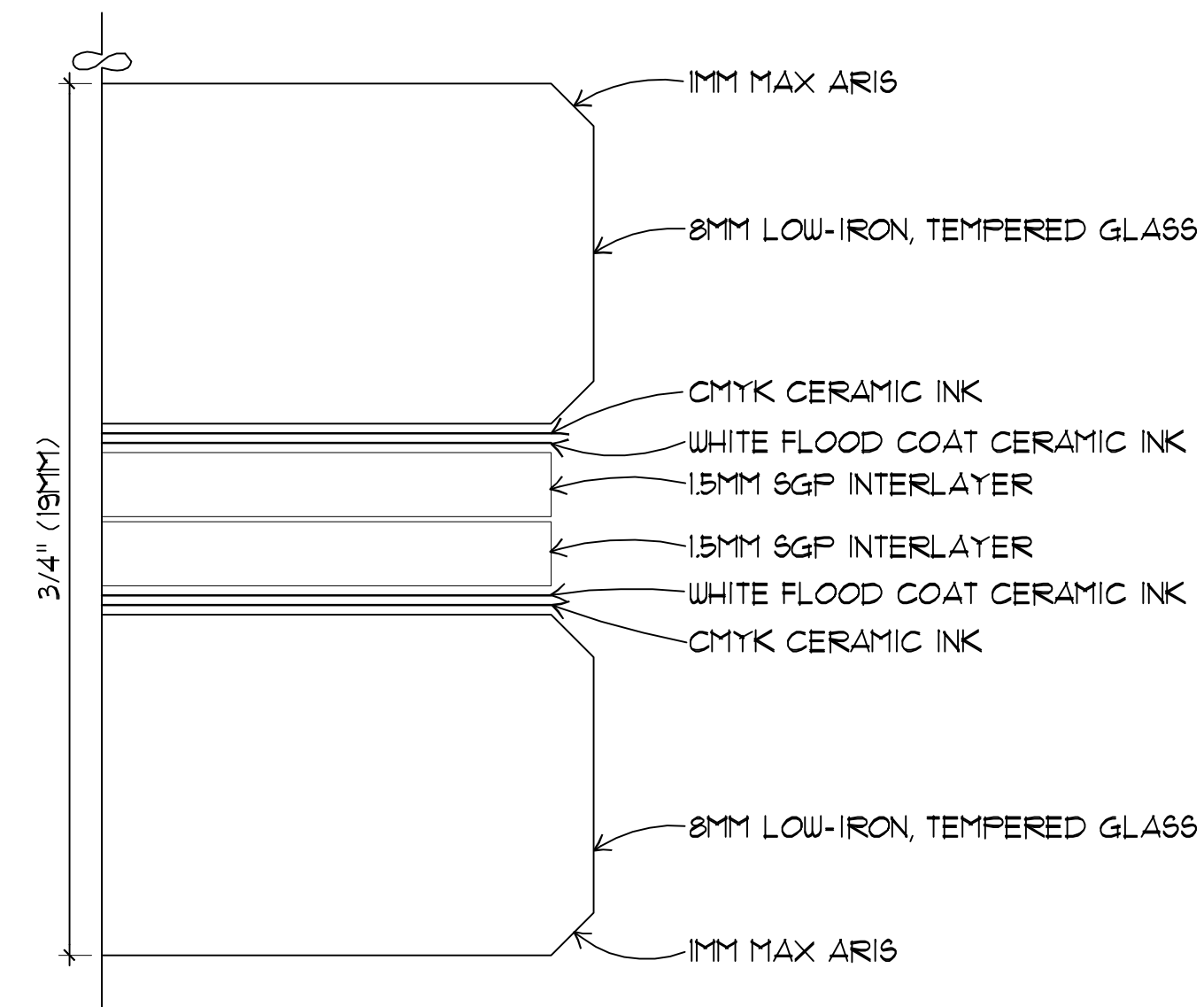
CHECKED
 DW

DRAWING NO.
T1.0

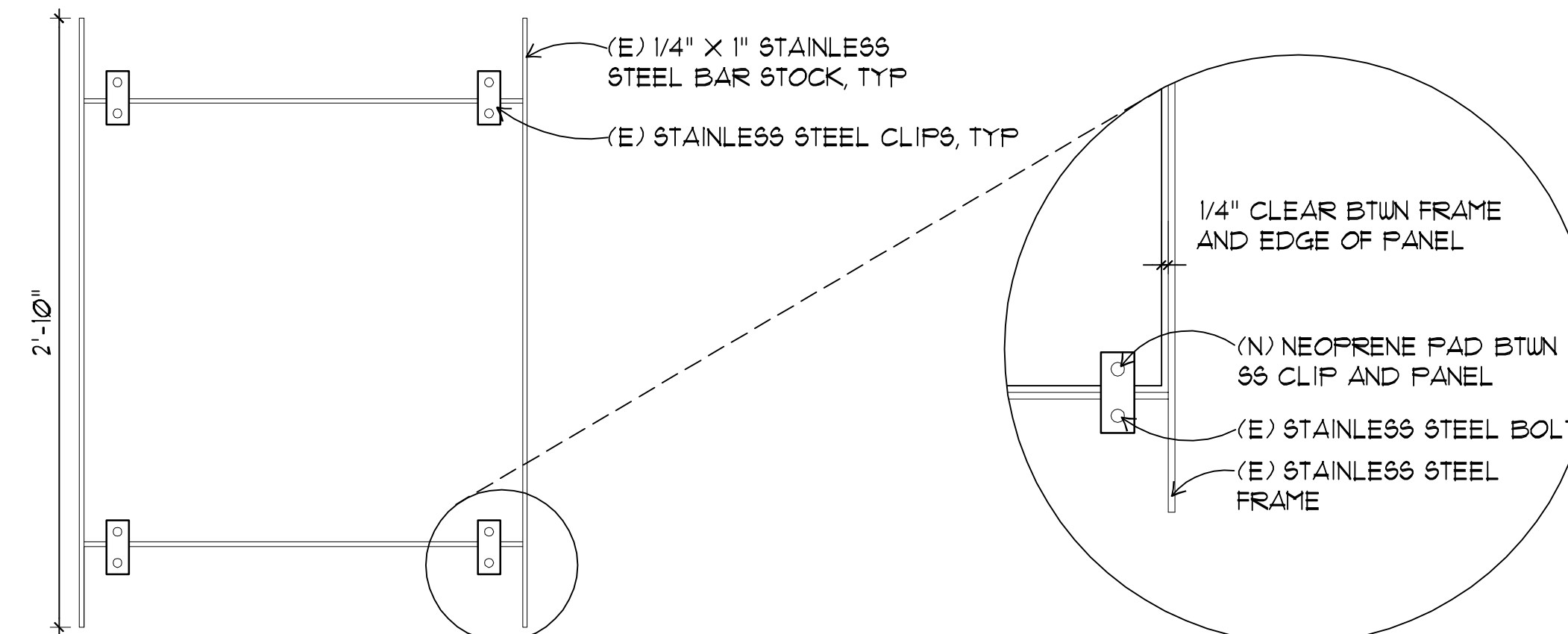
GENERAL NOTES

THIS PROJECT IS REPLACEMENT OF ALL MISSING AND (E) ONYX STONE PANELS WITH (N) PRINTED LAMINATED GLASS PANELS USING (E) FRAMES AND (E) CLIPS. TOTAL 45 (N) LAMINATED GLASS PANELS TO BE INSTALLED.

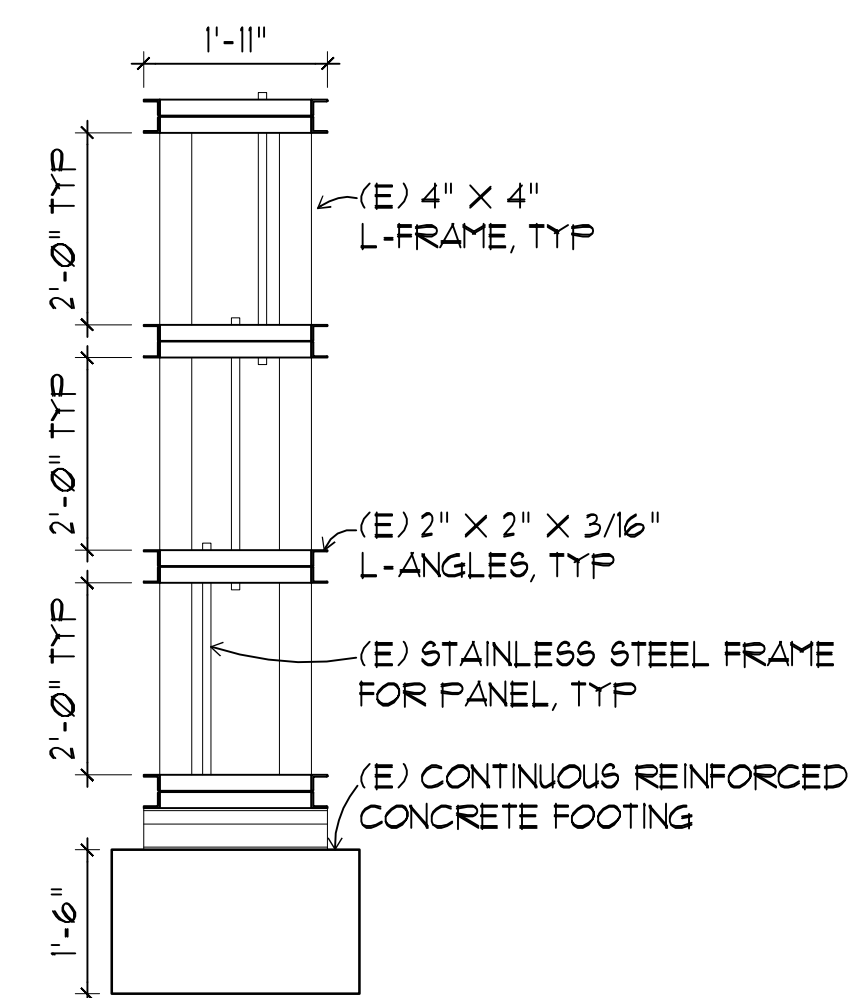
1. REMOVE ALL (E) ONYX STONE PANELS WITHOUT CAUSING DAMAGE TO (E) STAINLESS STEEL FRAMES.
2. CLEAN (E) MAIN PAINTED STEEL FRAME, (E) SMALLER STAINLESS STEEL FRAMES HOLDING (E) ONYX PANELS, AND (E) STAINLESS STEEL CLIPS.
 - 2.1. CLEAN TO REMOVE DIRT AND DEBRIS.
 - 2.2. REMOVE ALL (E) NEOPRENE PADS.
 - 2.3. CLEAN WITHOUT CAUSING DAMAGE.
3. REINSTALL (E) STAINLESS STEEL FRAMES INTO (E) MAIN STEEL FRAME IF PREVIOUSLY REMOVED.
4. SECURE ALL (E) LOOSE FRAMES INTO (E) MAIN STEEL FRAME.
5. INSTALL (N) NEOPRENE PADS ON (E) STAINLESS STEEL CLIPS.
 - 5.1. INSTALL (N) STAINLESS STEEL CLIPS WHERE MISSING TO MATCH (E) STAINLESS STEEL CLIPS.
6. INSTALL (N) LAMINATED GLASS PANELS TO (E) STAINLESS STEEL FRAMES. INSTALL (N) PANELS IN THEIR ORIGINAL LOCATION AND ARRANGEMENT.



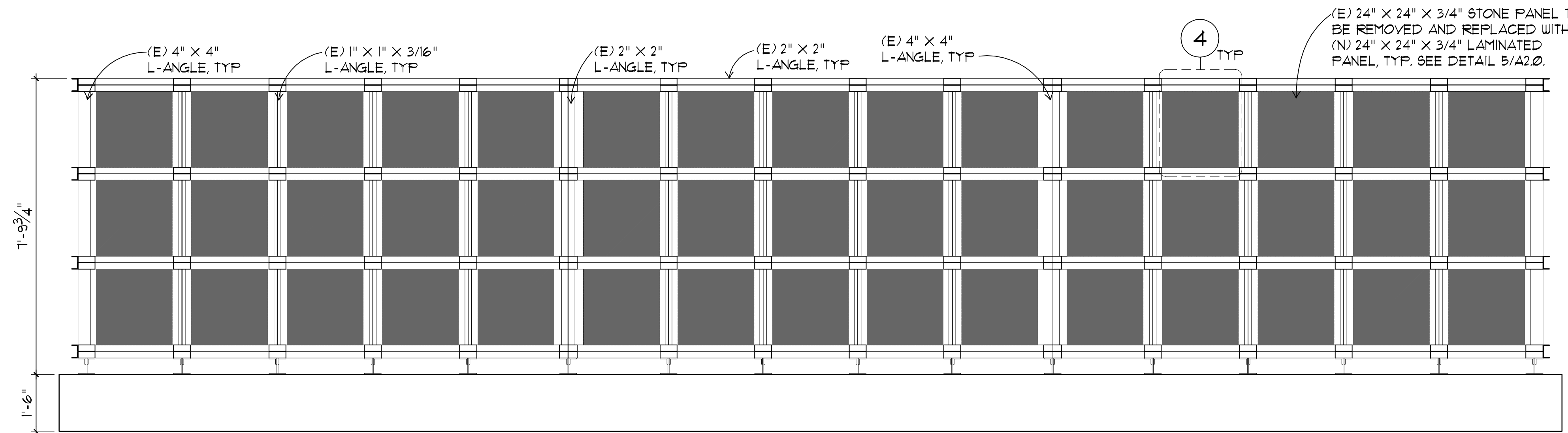
5 (N) LAMINATED GLASS PANEL DETAIL
 A2.0 NOT TO SCALE
 EXISTING CONDITIONS.DWG



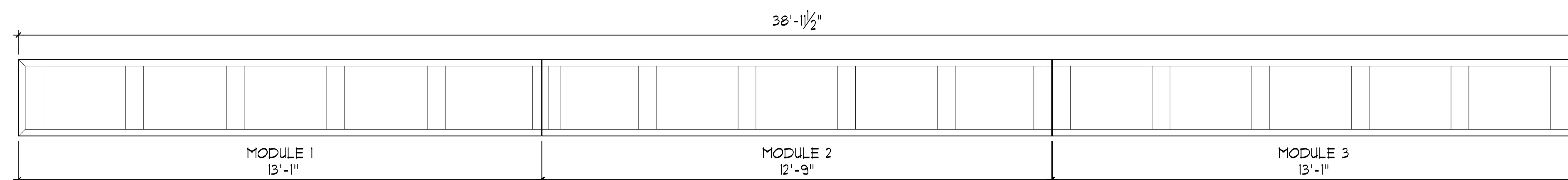
4 STAINLESS STEEL FRAME FOR PANEL
 A2.0 SCALE: 1-1/2" = 1'-0"
 EXISTING CONDITIONS.DWG



3 END ELEVATION
 A2.0 SCALE: 1/2" = 1'-0"
 EXISTING CONDITIONS.DWG



2 FRONT ELEVATION
 A2.0 SCALE: 1/2" = 1'-0"
 EXISTING CONDITIONS.DWG



1 PLAN
 A2.0 SCALE: 1/2" = 1'-0"
 EXISTING CONDITIONS.DWG

ABRAHAM LINCOLN BRIGADE MONUMENT

PANEL REPLACEMENT
 JUSTIN HERMAN PLAZA
 SAN FRANCISCO, CALIFORNIA

SHEET TITLE
PLAN AND ELEVATIONS

ISSUANCE
 SF ART COMMISSION REVIEW

NOVEMBER 4, 2016


PROJ. NO.
 15017

DRAWN
 AM & MP


CHECKED
 DW

DRAWING NO.

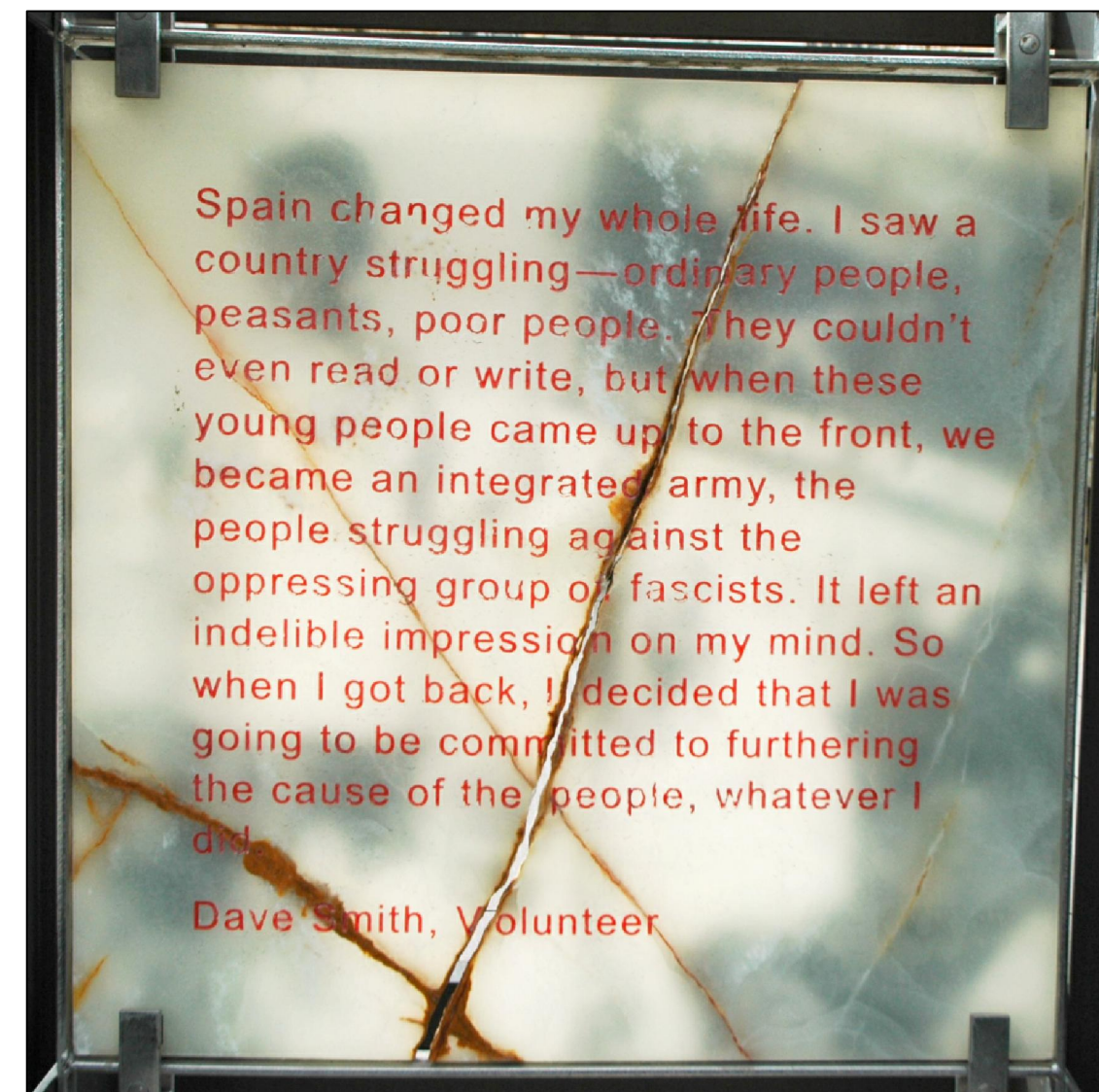
A2.0




8 MISSING NEOPRENE PADS, 10/07/2016
A2.1 NOT TO SCALE



7 MISSING STAINLESS STEEL CLIP, 10/07/2016
A2.1 NOT TO SCALE



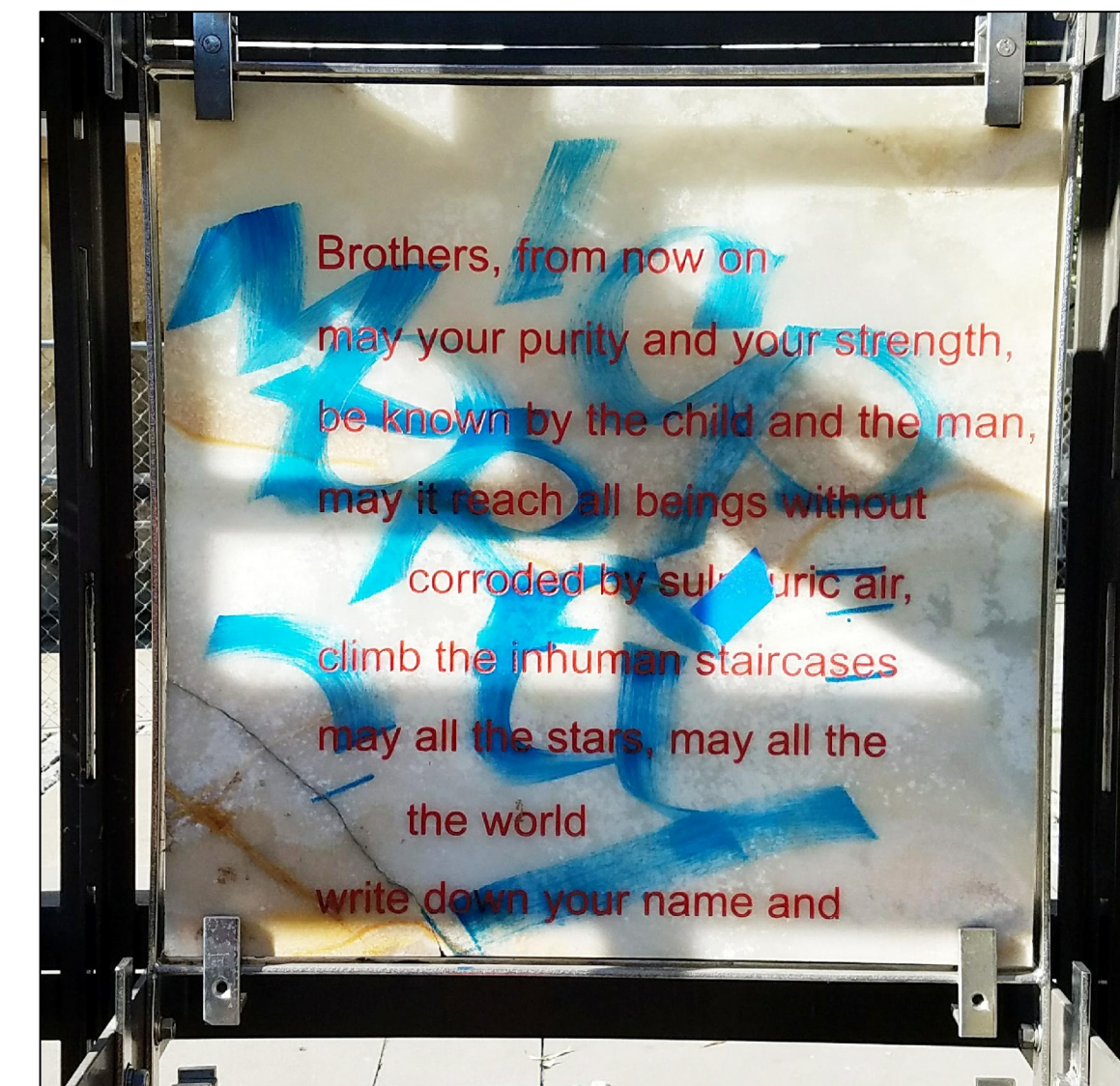
6 CRACKED PANEL EXAMPLE, 02/12/2014
A2.1 NOT TO SCALE



5 CRACKED PANEL EXAMPLE, 10/07/2016
A2.1 NOT TO SCALE



4 DAMAGED PANEL EXAMPLE, 11/04/2016
A2.1 NOT TO SCALE



3 DAMAGED PANEL EXAMPLE, 11/04/2016
A2.1 NOT TO SCALE



2 MONUMENT CONDITION, 10/07/2016
A2.1 NOT TO SCALE



1 MONUMENT CONDITION, 02/12/2014
A2.1 NOT TO SCALE

ABRAHAM LINCOLN BRIGADE MONUMENT

PANEL REPLACEMENT
JUSTIN HERMAN PLAZA
SAN FRANCISCO, CALIFORNIA

SHEET TITLE
EXISTING CONDITION
PHOTOS

ISSUANCE
SF ART COMMISSION REVIEW
NOVEMBER 4, 2016

PROJ. NO.
15017

DRAWN
AM & MP

CHECKED
DW

DRAWING NO.

A2.1