



# **FY2021-22 Adopted Budget Report**

Presentation to the Full Arts Commission

*September 13, 2021*

# SIGNIFICANT CHANGES / HIGHLIGHTS

## Budget adopted in the FY2021-22 & FY2022-23 Annual Appropriation Ordinance (AAO)

- **\$23.10M for Critical Seismic Upgrades**
  - \$13.10M for AAACC
  - \$10.00M for MCCLA
- **\$11.32M Appropriated for Prop E**
  - \$7.37M General Fund backfill
  - \$3.95M Projected Hotel Room Taxes
- **\$2.11M for Dream Keeper Initiative**
- **Art Vendor Program Fees Waived**



# BUDGET SOURCES

## ART Revenues by Funding Source (in Millions)

	<b>FY2020-21</b>	<b>FY2021-22</b>	<b>FY2022-23</b>
General Fund	\$ 8.14	\$ 8.91	\$ 8.82
Cultural Centers Seismic Upgrades	-	23.10	-
Dream Keeper Initiative	-	2.11	2.11
General Fund Backfill	-	7.37	1.04
Hotel Room Tax (PropE)	10.29	3.95	11.41
Interdepartmental	3.50	2.56	4.08
Other	1.83	3.17	1.89
<b>AAO Budget</b>	<u>23.76</u>	<u>51.17</u>	<u>29.35</u>
Off-Budget Public Art	<u>4.35</u>	<u>5.47</u>	<u>5.82</u>
<b>Total Budget</b>	<u>\$ 28.11</u>	<u>\$ 56.64</u>	<u>\$ 35.17</u>

# BUDGET USES

## ART Expenditures by Program (in Millions)

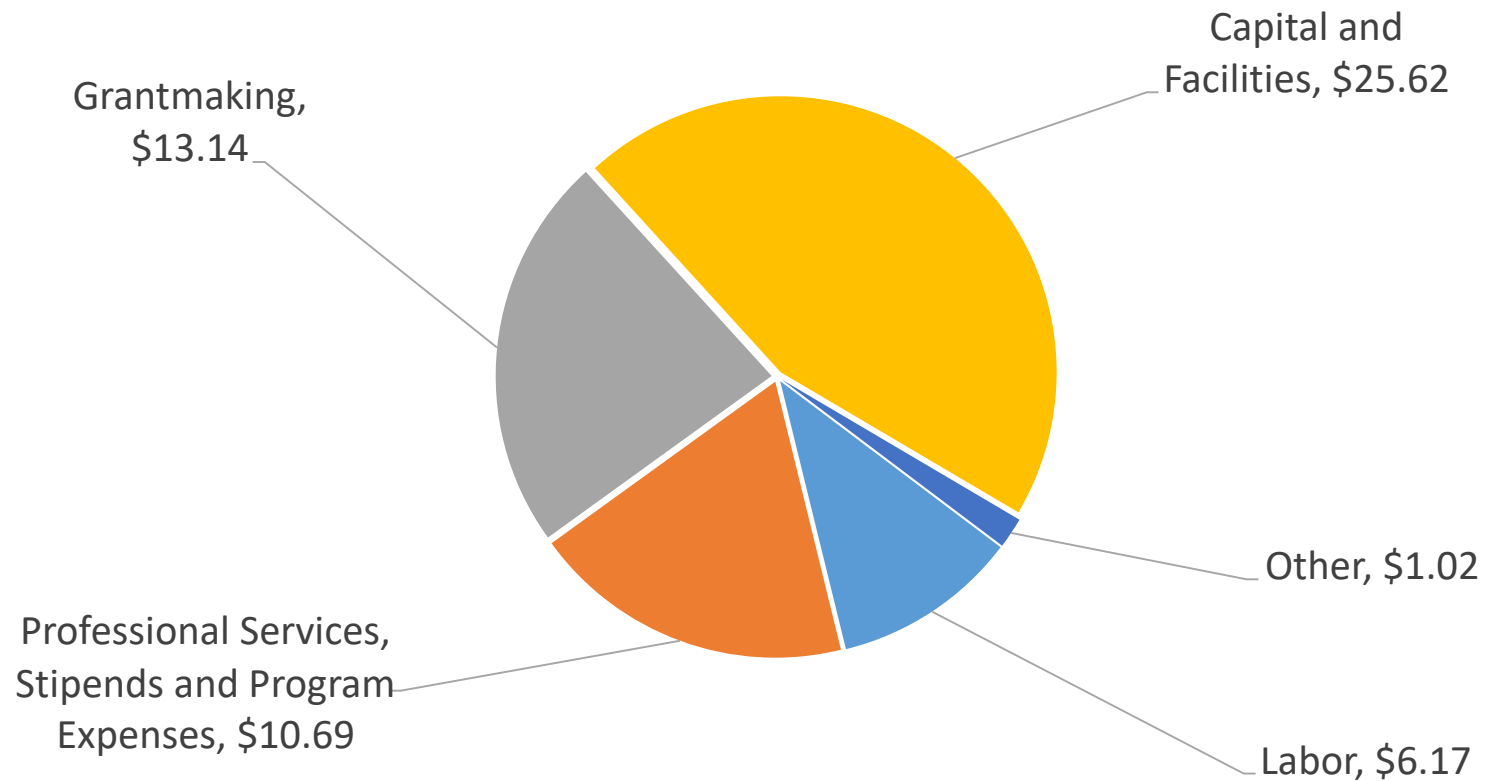
	<b>FY2020-21</b>	<b>FY2021-22</b>	<b>FY2022-23</b>
Community Investments	\$ 12.56	\$ 16.16	\$ 17.26
Administration	6.98	7.70	7.14
Administration - Capital	-	23.10	-
Public Art & Collections*	7.46	8.55	9.57
Municipal Galleries	0.75	0.74	0.80
Street Artist/Art Vendor	0.18	0.20	0.21
Civic Design	0.18	0.19	0.19
<b>Total Budget</b>	<b>\$ 28.11</b>	<b>\$ 56.64</b>	<b>\$ 35.17</b>

\*Includes off-budget funds for the Public Art & Collections Programs.



# BUDGET USES

**FY2021-22 Budget Uses by Account  
(in Millions)**



\* Includes off-budget Public Art funds

# HOTEL TAX FUNDING

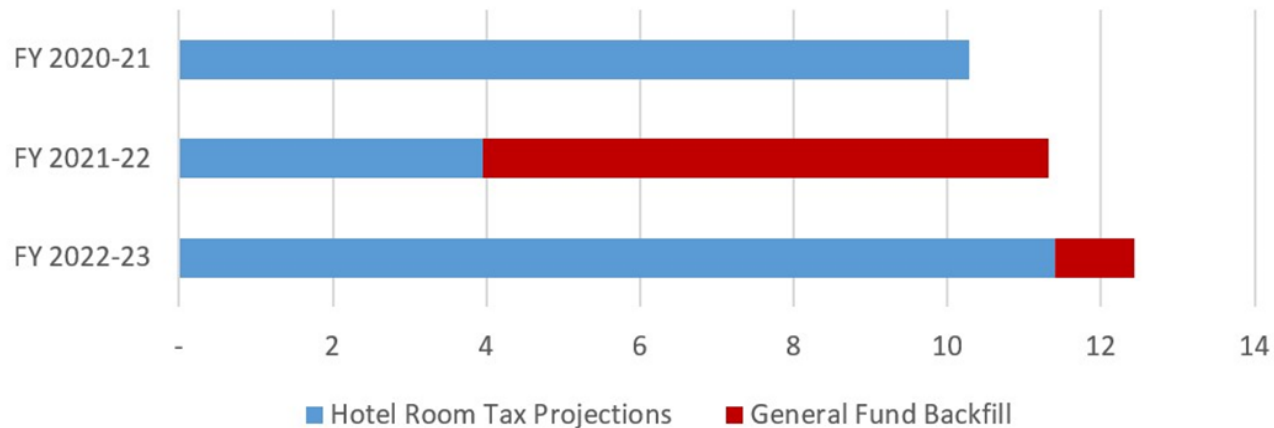
## Hotel Tax Revenues (PropE) with General Fund Backfill by Allocation (in Millions)

	FY 2020-21	FY 2021-22	FY 2022-23
Cultural Equity Endowment	\$ 5.18	\$ 5.70	\$ 6.27
Cultural Centers	3.08	3.39	3.73
Arts Impact Endowment	2.03	2.23	2.45
<b>TOTAL Funding</b>	<b>\$ 10.29</b>	<b>\$ 11.32</b>	<b>\$ 12.45</b>


<sup>1</sup>FY2020-21 backfilled with \$5.80 M from General Fund

<sup>2</sup>FY2022-23 figures are projections from the Controller's Budget and Analysis Division

## Hotel Room Tax Funding by Source (in Millions)



## Thank You & Questions



Mask Up, AfroSolo Theatre Company