

LEGEND

OCCUPANT LOAD ## EXIT
 1 HR RATED FIRE WALL OR FIRE BARRIER
 2 HR RATED FIRE WALL OR FIRE BARRIER
 CBC IIB ACCESSIBLE SPACE, COMMON USE CIRCULATION AND EMPLOYEE WORKING AREAS

REMOTE POINT (BEGIN EGRESS) ●
 PATH OF TRAVEL
 COMMON PATH OF TRAVEL
 BUILDING SEPARATION

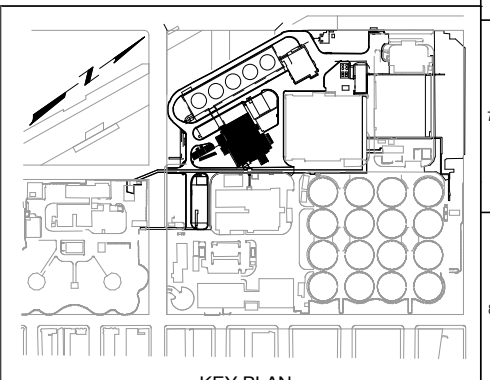
ROOM TAG
 SPT-B02 ROOM NUMBER
 334 SF SQUARE FOOTAGE
 F-2 OCCUPANT CLASSIFICATION
 34 OCCUPANT(S) NUMBER OF OCCUPANTS

GENERAL NOTES

ALL FLOOR CROSS SLOPES FOR DRAINAGE ARE 2% MAXIMUM

SPACE	ROOM NUMBER	SQUARE FOOTAGE	GROUP	FUNCTION OF SPACE	OCCUPANCY		MINIMUM NUMBER OF EXIT DOORS
					OCCUPANT LOAD FACTOR	OCCUPANT LOAD	
CORRIDOR	600-201	1,145 SF	F-2	CIRCULATION	300 SF	4	1
STAIR 2	600-202	190 SF	F-2	CIRCULATION	300 SF	1	1
STAIR 1	600-203	231 SF	F-2	CIRCULATION	300 SF	1	1
ELEVATOR	600-204	254 SF	F-2	CIRCULATION	300 SF	1	1
ALL-GENDER RESTROOM	600-205	55 SF	F-2	MECH EQUIP	300 SF	1	1
ALL-GENDER RESTROOM	600-206	55 SF	F-2	MECH EQUIP	300 SF	1	1
JANITOR	600-207	80 SF	F-2	STORAGE	300 SF	1	1
SAMPLE TESTING	600-208	572 SF	F-2	BUSINESS	100 SF	6	1
PRE-THP DEWATERING CENTRIFUGE	600-209	8,480 SF	F-2	MECH EQUIP	300 SF	29	1
CORRIDOR	600-210	1,218 SF	F-2	CIRCULATION	300 SF	5	1
OPERATIONS ROOM	600-211	611 SF	B (ACCESS)	BUSINESS	100 SF	7	1
PROCESS MECHANICAL	600-212	689 SF	F-2	STORAGE	100 SF	7	1
GRAVITY BELT THICKENER	600-213	7,129 SF	F-2	MECH EQUIP	300 SF	24	1
SLUDGE SCREEN ROOM	600-214	2,008 SF	F-2	MECH EQUIP	300 SF	7	1
PANEL ROOM	600-215	311 SF	F-2	MECH EQUIP	300 SF	2	1
AHP SYSTEM	600-216	1,330 SF	F-2	MECH EQUIP	300 SF	5	1
STORAGE	600-217	743 SF	S-2	MECH EQUIP	300 SF	3	1
PROCESS TESTING	600-218	899 SF	F-2	INDUSTRIAL	100 SF	9	1
BALCONY	600-219	1,329 SF	F-2	CIRCULATION	100 SF	14	1
STORAGE	600-220	75 SF	F-2	STORAGE	100 SF	1	1
SERVER ROOM	600-221	64 SF	B (ACCESS)	BUSINESS	100 SF	1	1
LOBBY	600-222	524 SF	F-2	BUSINESS	300 SF	2	-
TOTAL:		27,993 SF					132

OPERATIONS ROOM
 600-211
 611 SF
 B (ACCESS)
 7 OCCUPANT(S)



KEY PLAN

CONTRACT NO. WW-647R

CITY AND COUNTY OF SAN FRANCISCO
PUBLIC UTILITIES COMMISSION
 INFRASTRUCTURE DIVISION
 ENGINEERING MANAGEMENT BUREAU

SOUTHEAST WATER POLLUTION CONTROL PLANT
 BIOSOLIDS DIGESTER FACILITIES PROJECT
 600 - SOLIDS PRETREATMENT


CODE REVIEW SECOND FLOOR PLAN

BIOSOLIDS DIGESTER FACILITIES PROJECT
 CONSULTANT TEAM

Brown and Caldwell **ch2m**
 BLACK & VEATCH

PROJECT ENGINEER	D. GREEN	DRAWN	A. HARM
PROJECT MANAGER	T. STIGERS	DESIGNED	D. ELLIOT
APPROVED	J. MCGRAW	CHECKED	G. ROBLEY

CHECKED / APPROVED	DRAWN
SECTION MANAGER	DESIGNED
WWE O&M MANAGER	SCALE AS SHOWN DATE Oct 1, 2020
APPROVED	APPROVED
MANAGER, ENGINEERING MANAGEMENT BUREAU	WWE ENGINEERING MANAGER
PLAN NO. 600-A-05-0004	DRAWING / FILE NO. REVISION

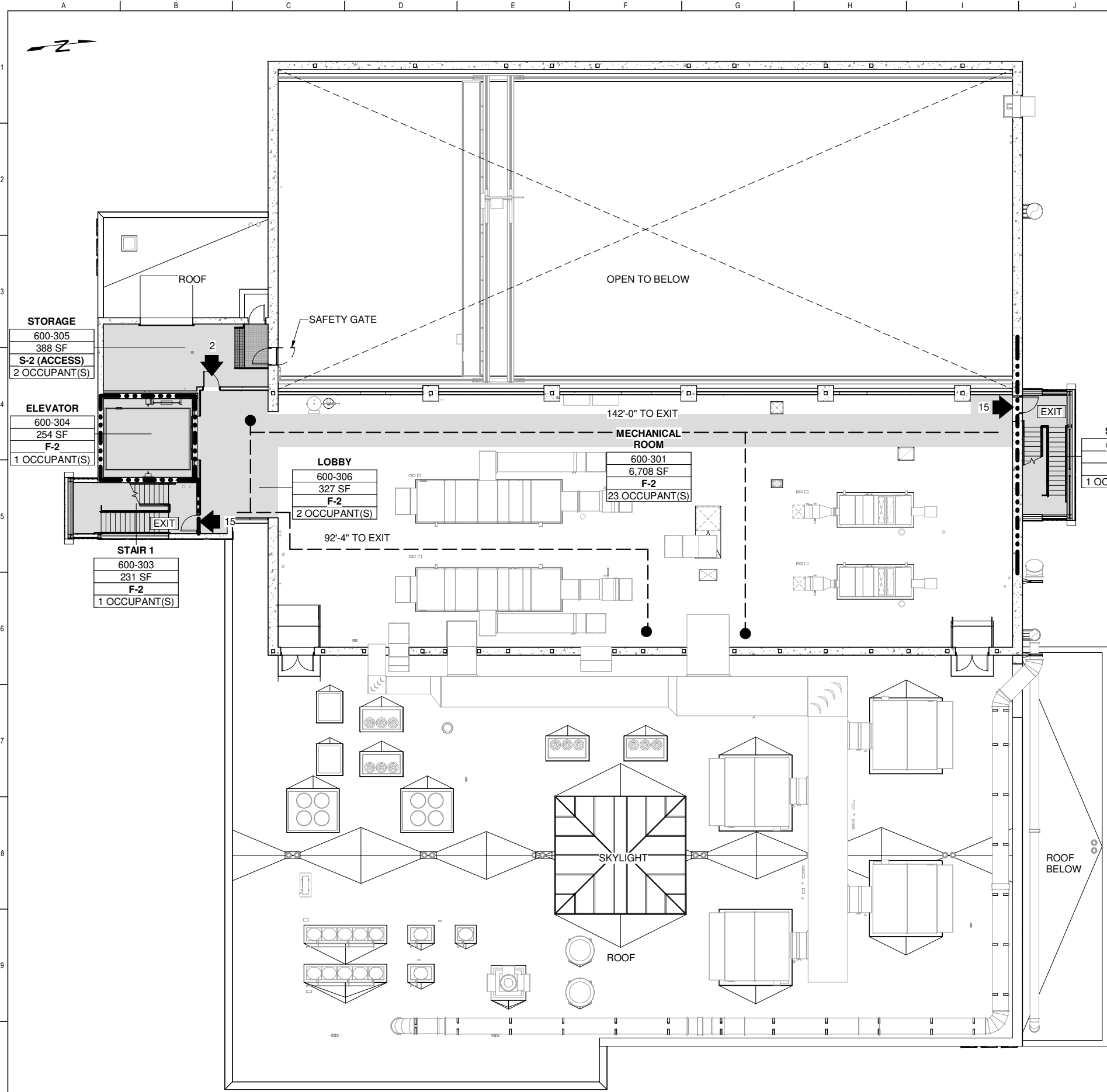


FOR CONSTRUCTION

FOR THE SOLE USE OF THE DOCUMENT RECIPIENT - DO NOT CITE, COPY, OR CIRCULATE WITHOUT THE EXPRESSED PERMISSION OF THE SFPUC.

ELEVATION DATUM
 CITY

PLAN
 SCALE: 3/32" = 1'-0"



LEGEND

<p>OCCUPANT LOAD ## </p> <p>1 HR RATED FIRE WALL </p> <p>2 HR RATED FIRE WALL </p> <p>CBC IIB ACCESSIBLE SPACE, COMMON USE CIRCULATION AND EMPLOYEE WORKING AREAS </p>	<p>REMOTE POINT (BEGIN EGRESS) ●</p> <p>PATH OF TRAVEL </p> <p>COMMON PATH OF TRAVEL </p> <p>BUILDING SEPARATION </p>	<p>ROOM TAG</p> <p>SPT-B02 </p> <p>334 SF </p> <p>F-2 </p> <p>34 OCCUPANT(S) </p> <p>ROOM NUMBER</p> <p>SQUARE FOOTAGE</p> <p>OCCUPANT CLASSIFICATION</p> <p>NUMBER OF OCCUPANTS</p>
--	---	---

GENERAL NOTES

ALL FLOOR CROSS SLOPES FOR DRAINAGE ARE 2% MAXIMUM

SPACE	ROOM NUMBER	SQUARE FOOTAGE	OCCUPANCY			MINIMUM NUMBER OF EXIT DOORS	
			GROUP	FUNCTION OF SPACE	OCCUPANT LOAD FACTOR		
MECHANICAL ROOM	600-301	6,708 SF	F-2	MECH EQUIP	300 SF	23	2
ELEVATOR	600-304	254 SF	F-2	CIRCULATION	300 SF	1	1
STAIR 1	600-303	231 SF	F-2	CIRCULATION	300 SF	1	1
STAIR 2	600-302	191 SF	F-2	CIRCULATION	300 SF	1	1
STORAGE	600-305	388 SF	S-2 (ACCESS)	STORAGE	300 SF	2	2
LOBBY	600-306	327 SF	F-2	CIRCULATION	300 SF	2	-
TOTAL:		8,098 SF				30	

PLAN
SCALE: 3/32" = 1'-0"

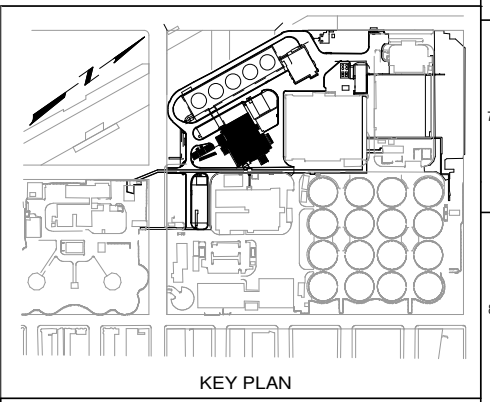
FOR CONSTRUCTION
Scope II

FOR THE SOLE USE OF THE DOCUMENT RECIPIENT - DO NOT CITE, COPY, OR CIRCULATE WITHOUT THE EXPRESSED PERMISSION OF THE SFPUC.

ELEVATION DATUM
CITY



BIOSOLIDS DIGESTER FACILITIES PROJECT CONSULTANT TEAM 			
PROJECT ENGINEER	D. GREEN	DRAWN	A. HARM
PROJECT MANAGER	T. STIGERS	DESIGNED	D. ELLIOT
APPROVED	J. MCGRAW	CHECKED	G. ROBLEY
NO.	DATE	DESCRIPTION	BY / APPRD
REVISIONS			



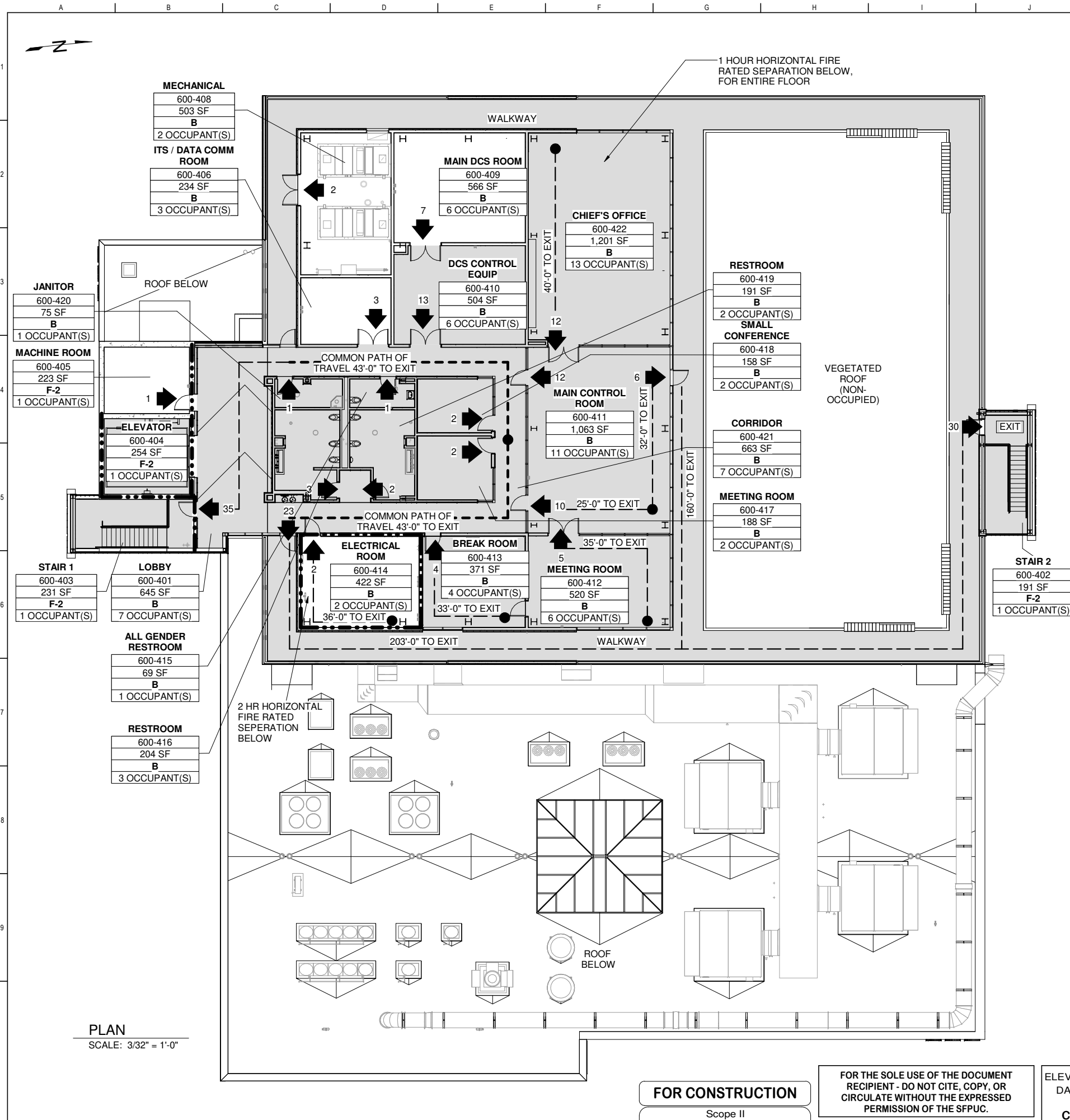
CONTRACT NO. WW-647R

CITY AND COUNTY OF SAN FRANCISCO
PUBLIC UTILITIES COMMISSION
INFRASTRUCTURE DIVISION
ENGINEERING MANAGEMENT BUREAU

SOUTHEAST WATER POLLUTION CONTROL PLANT
BIOSOLIDS DIGESTER FACILITIES PROJECT
600 - SOLIDS PRETREATMENT

CODE REVIEW THIRD FLOOR PLAN

CHECKED / APPROVED	DRAWN
SECTION MANAGER	DESIGNED
WWE O&M MANAGER	SCALE AS SHOWN
DATE	DATE
Oct 1, 2020	
APPROVED	APPROVED
MANAGER, ENGINEERING MANAGEMENT BUREAU	WWE ENGINEERING MANAGER
PLAN NO.	DRAWING / FILE NO.
600-A-05-0005	
REVISION	



LEGEND

OCCUPANT LOAD: ## → EXIT

1 HR RATED FIRE WALL: — OR FIRE BARRIER

2 HR RATED FIRE WALL: - - - OR FIRE BARRIER

CBC IIB ACCESSIBLE SPACE, COMMON USE CIRCULATION AND EMPLOYEE WORKING AREAS: [Shaded Area]

REMOTE POINT (BEGIN EGRESS): ●

PATH OF TRAVEL: - - -

COMMON PATH OF TRAVEL: - - -

BUILDING SEPARATION: - - -

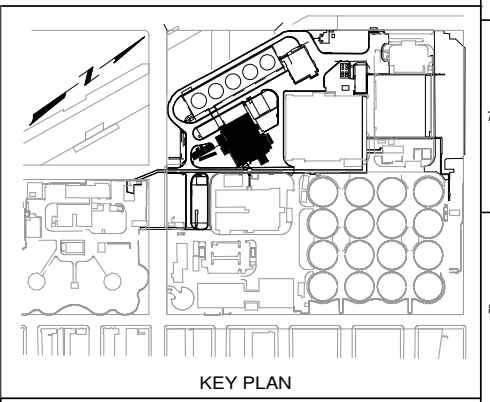
ROOM TAG

- SPT-B02 → ROOM NUMBER
- 334 SF → SQUARE FOOTAGE
- F-2 → OCCUPANT CLASSIFICATION
- 34 OCCUPANT(S) → NUMBER OF OCCUPANTS

GENERAL NOTES

ALL FLOOR CROSS SLOPES FOR DRAINAGE ARE 2% MAXIMUM

SPACE	ROOM NUMBER	SQUARE FOOTAGE	OCCUPANCY				MINIMUM NUMBER OF EXIT DOORS
			GROUP	FUNCTION OF SPACE	OCCUPANT LOAD FACTOR	OCCUPANT LOAD	
LOBBY	600-401	645 SF	B	CIRCULATION	100 SF	7	-
STAIR 2	600-402	191 SF	F-2	CIRCULATION	300 SF	1	1
STAIR 1	600-403	231 SF	F-2	CIRCULATION	300 SF	1	1
ELEVATOR	600-404	254 SF	F-2	CIRCULATION	300 SF	1	1
MACHINE ROOM	600-405	223 SF	F-2	MECH EQUIP	300 SF	1	1
ITS / DATA COMM ROOM	600-406	234 SF	B	BUSINESS	100 SF	3	1
MECHANICAL	600-408	503 SF	B	MECH EQUIP	300 SF	2	1
MAIN DCS ROOM	600-409	566 SF	B	BUSINESS	100 SF	6	1
DCS CONTROL EQUIP	600-410	504 SF	B	BUSINESS	100 SF	6	1
MAIN CONTROL ROOM	600-411	1,063 SF	B	BUSINESS	100 SF	11	2
MEETING ROOM	600-412	520 SF	B	BUSINESS	100 SF	6	1
BREAK ROOM	600-413	371 SF	B	BUSINESS	100 SF	4	1
ELECTRICAL ROOM	600-414	422 SF	B	INDUSTRIAL	300 SF	2	1
ALL GENDER RESTROOM	600-415	69 SF	B	BUSINESS	100 SF	1	1
RESTROOM	600-416	204 SF	B	BUSINESS	100 SF	3	1
MEETING ROOM	600-417	188 SF	B	BUSINESS	100 SF	2	-
SMALL CONFERENCE	600-418	158 SF	B	BUSINESS	100 SF	2	1
RESTROOM	600-419	191 SF	B	BUSINESS	100 SF	2	1
JANITOR	600-420	75 SF	B	BUSINESS	100 SF	1	1
CORRIDOR	600-421	663 SF	B	CIRCULATION	100 SF	7	-
CHIEF'S OFFICE	600-422	1,201 SF	B	BUSINESS	100 SF	13	1
TOTAL:		8,478 SF					82



CONTRACT NO. WW-647R

CITY AND COUNTY OF SAN FRANCISCO
PUBLIC UTILITIES COMMISSION
 INFRASTRUCTURE DIVISION
 ENGINEERING MANAGEMENT BUREAU

SOUTHEAST WATER POLLUTION CONTROL PLANT
 BIOSOLIDS DIGESTER FACILITIES PROJECT
 600 - SOLIDS PRETREATMENT


CODE REVIEW FOURTH FLOOR PLAN

BIOSOLIDS DIGESTER FACILITIES PROJECT
 CONSULTANT TEAM

Brown and Caldwell **ch2m**
 BLACK & VEATCH

PROJECT ENGINEER	D. GREEN	DRAWN	A. HARM
PROJECT MANAGER	T. STIGERS	DESIGNED	D. ELLIOT
APPROVED	J. MCGRAW	CHECKED	G. ROBLEY

CHECKED / APPROVED	DRAWN
SECTION MANAGER	DESIGNED
WWE O&M MANAGER	SCALE AS SHOWN
DATE	Oct 1, 2020
APPROVED	APPROVED
MANAGER, ENGINEERING MANAGEMENT BUREAU	WWE ENGINEERING MANAGER
PLAN NO.	DRAWING / FILE NO.
600-A-05-0006	REVISION



FOR CONSTRUCTION
 Scope II

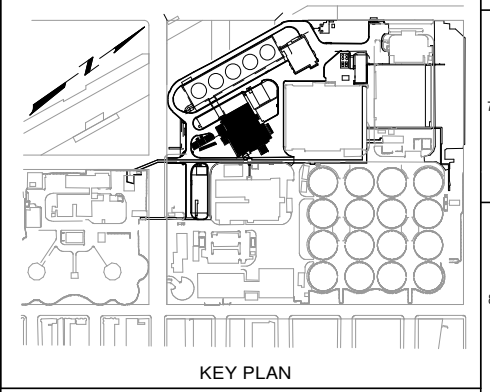
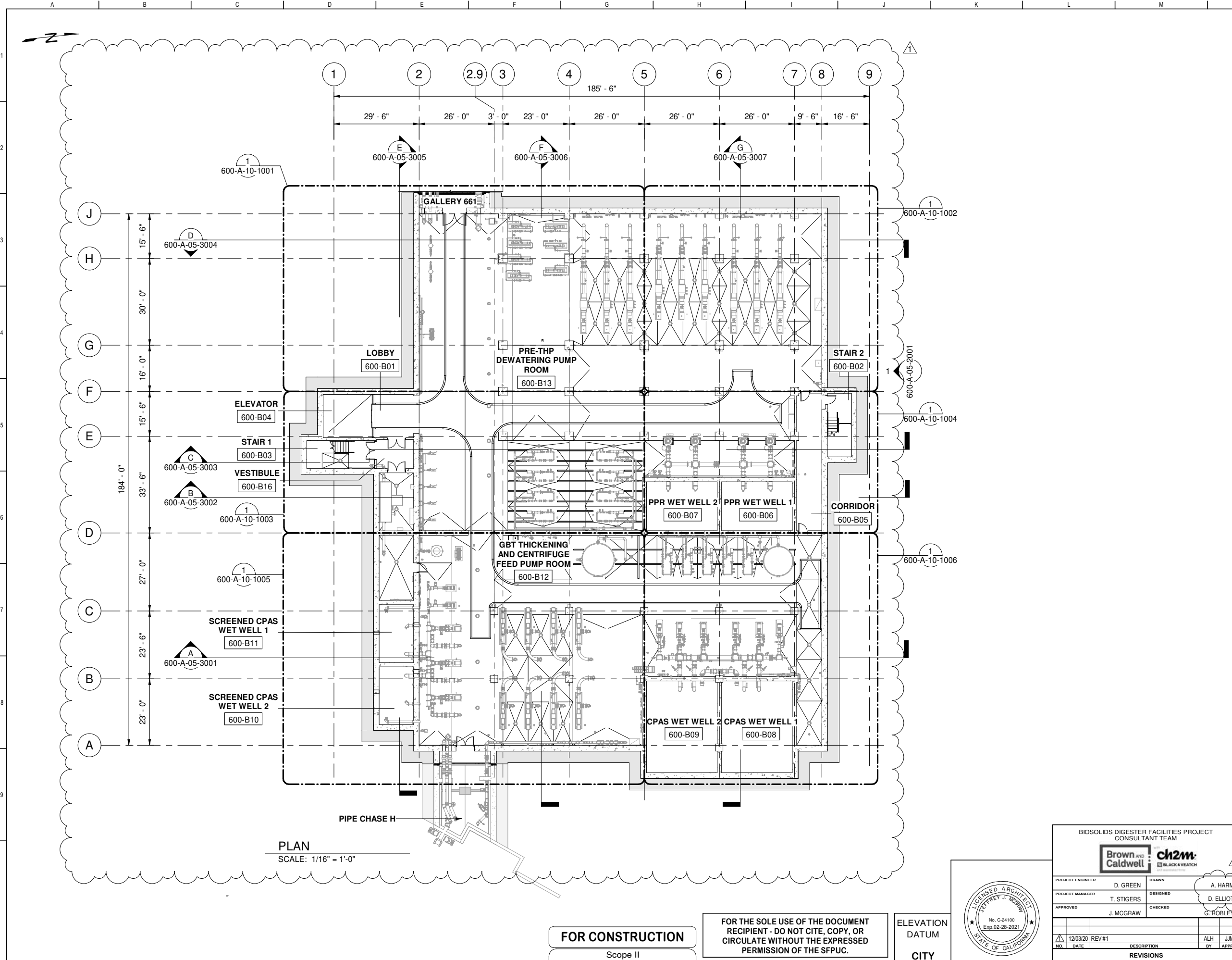
FOR THE SOLE USE OF THE DOCUMENT RECIPIENT - DO NOT CITE, COPY, OR CIRCULATE WITHOUT THE EXPRESSED PERMISSION OF THE SFPUC.

ELEVATION DATUM
 CITY


PLAN
 SCALE: 3/32" = 1'-0"

GENERAL SHEET NOTES

1. THE EDGE OF REQUIRED MANEUVERING CLEARANCE AT EACH SIDE OF DOOR IS TO BE NO FURTHER THAN 8" FROM THE FACE OF THE GIVEN DOOR.
2. REQUIRED MANEUVERING CLEARANCES AT DOORS MUST BE FREE OF PROTRUSIONS FOR THE FULL HEIGHT (OR 80" MIN) OF THE DOOR.



CONTRACT NO. WW-647R
CITY AND COUNTY OF SAN FRANCISCO
PUBLIC UTILITIES COMMISSION
INFRASTRUCTURE DIVISION
ENGINEERING MANAGEMENT BUREAU
SOUTHEAST WATER POLLUTION CONTROL PLANT
BIOSOLIDS DIGESTER FACILITIES PROJECT
600 - SOLIDS PRETREATMENT
OVERALL BASEMENT PLAN



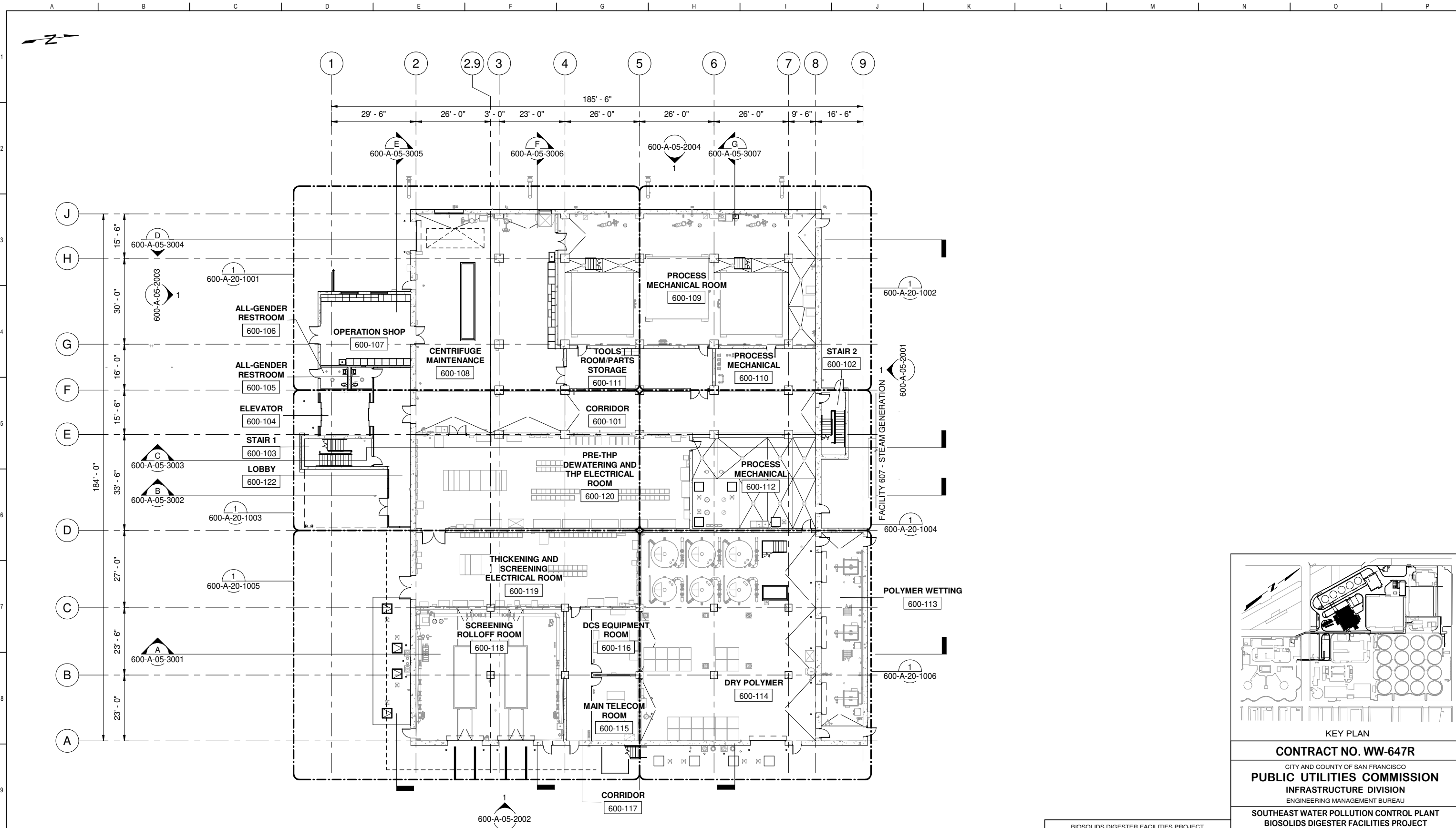
BIOSOLIDS DIGESTER FACILITIES PROJECT CONSULTANT TEAM			
PROJECT ENGINEER	D. GREEN	DRAWN	A. HARM
PROJECT MANAGER	T. STIGERS	DESIGNED	D. ELLIOT
APPROVED	J. MCGRAW	CHECKED	G. ROBLEY
NO.	DATE	DESCRIPTION	REVISIONS
12/03/20	REV #1	ALH	JJM
		BY	APPROD

CHECKED / APPROVED	DRAWN
SECTION MANAGER	DESIGNED
WWW/EM MANAGER	SCALE AS SHOWN
DATE	DATE
Dec 3, 2020	
MANAGER, ENGINEERING MANAGEMENT BUREAU	WWW ENGINEERING MANAGER
PLAN NO.	DRAWING / FILE NO.
600-A-05-1001	1

FOR CONSTRUCTION
Scope II

FOR THE SOLE USE OF THE DOCUMENT
RECIPIENT - DO NOT CITE, COPY, OR
CIRCULATE WITHOUT THE EXPRESSED
PERMISSION OF THE SFPUC.

ELEVATION
DATUM
CITY



PLAN
SCALE: 1/16" = 1'-0"

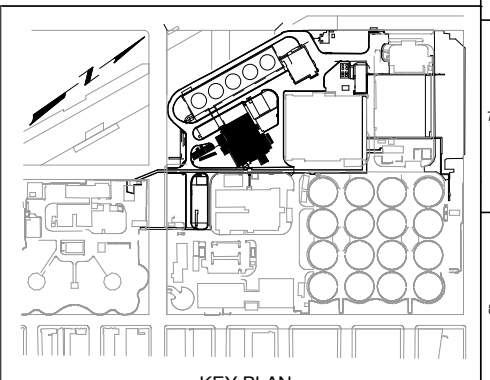
FOR CONSTRUCTION
Scope II

FOR THE SOLE USE OF THE DOCUMENT
RECIPIENT - DO NOT CITE, COPY, OR
CIRCULATE WITHOUT THE EXPRESSED
PERMISSION OF THE SFPUC.

ELEVATION
DATUM
CITY



BIOSOLIDS DIGESTER FACILITIES PROJECT CONSULTANT TEAM			
Brown and Caldwell		ch2m	
PROJECT ENGINEER	D. GREEN	DRAWN	A. HARM
PROJECT MANAGER	T. STIGERS	DESIGNED	D. ELLIOT
APPROVED	J. MCGRAW	CHECKED	G. ROBLEY
NO.	DATE	DESCRIPTION	BY
		REVISIONS	APPROD



KEY PLAN

CONTRACT NO. WW-647R

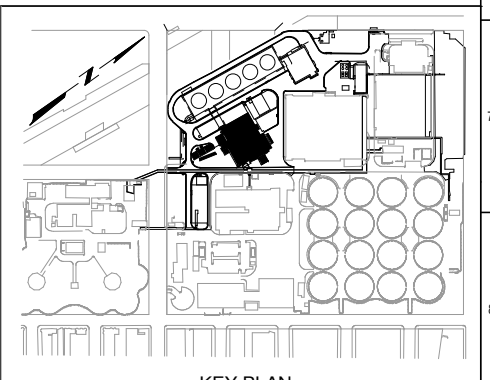
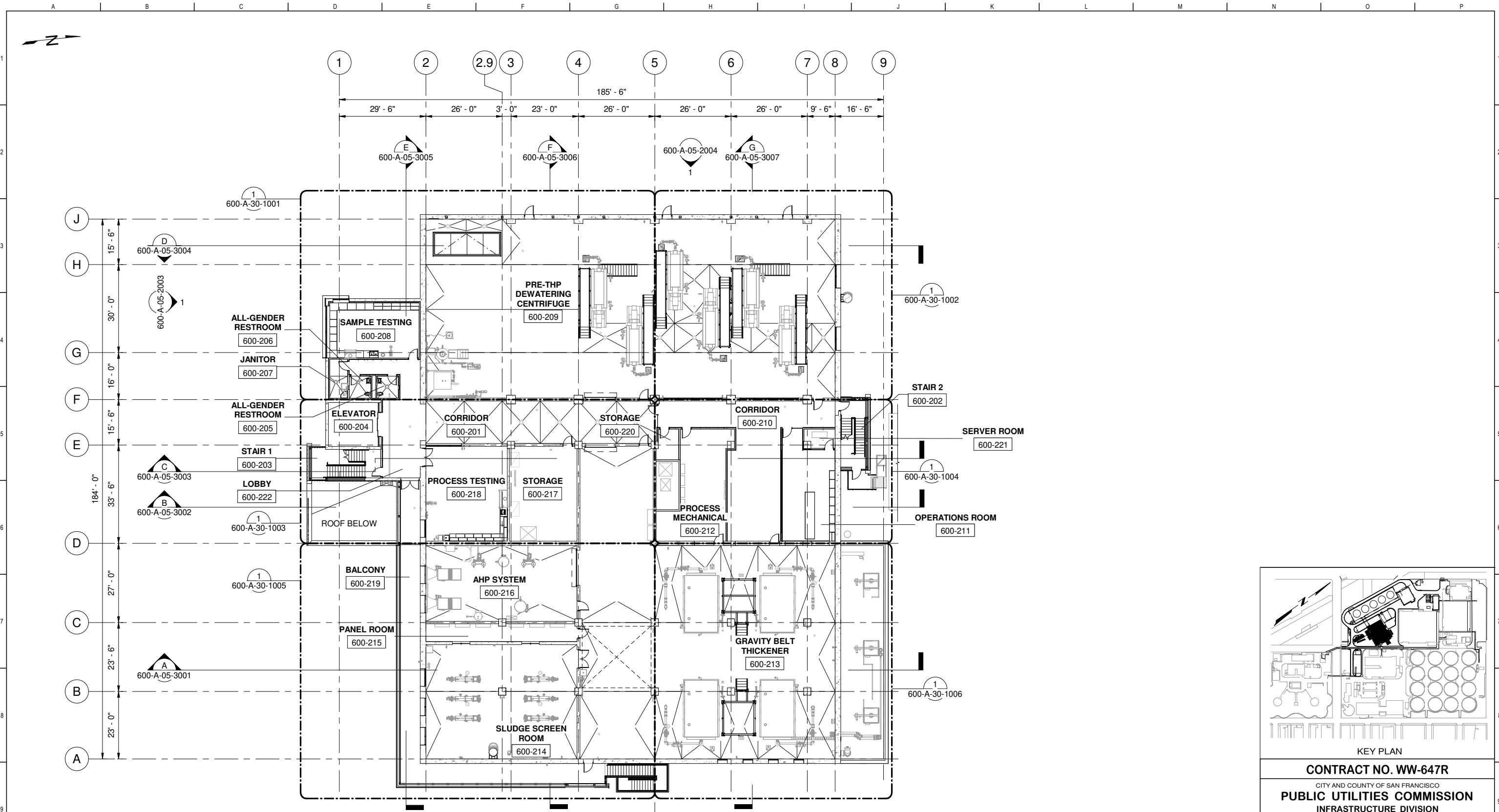
CITY AND COUNTY OF SAN FRANCISCO
PUBLIC UTILITIES COMMISSION
INFRASTRUCTURE DIVISION
ENGINEERING MANAGEMENT BUREAU

SOUTHEAST WATER POLLUTION CONTROL PLANT
BIOSOLIDS DIGESTER FACILITIES PROJECT

600 - SOLIDS PRETREATMENT

OVERALL FIRST FLOOR PLAN

CHECKED / APPROVED	DRAWN
SECTION MANAGER	DESIGNED
WWE O&M MANAGER	SCALE AS SHOWN
	DATE Oct 1, 2020
APPROVED	APPROVED
MANAGER, ENGINEERING MANAGEMENT BUREAU	WWE ENGINEERING MANAGER
PLAN NO. 600-A-05-1002	DRAWING / FILE NO.
	REVISION



KEY PLAN

CONTRACT NO. WW-647R

CITY AND COUNTY OF SAN FRANCISCO
PUBLIC UTILITIES COMMISSION
 INFRASTRUCTURE DIVISION
 ENGINEERING MANAGEMENT BUREAU

SOUTHEAST WATER POLLUTION CONTROL PLANT
BIO-SOLIDS DIGESTER FACILITIES PROJECT

600 - SOLIDS PRETREATMENT


OVERALL SECOND FLOOR PLAN

PLAN
 SCALE: 1/16" = 1'-0"

FOR CONSTRUCTION
 Scope II

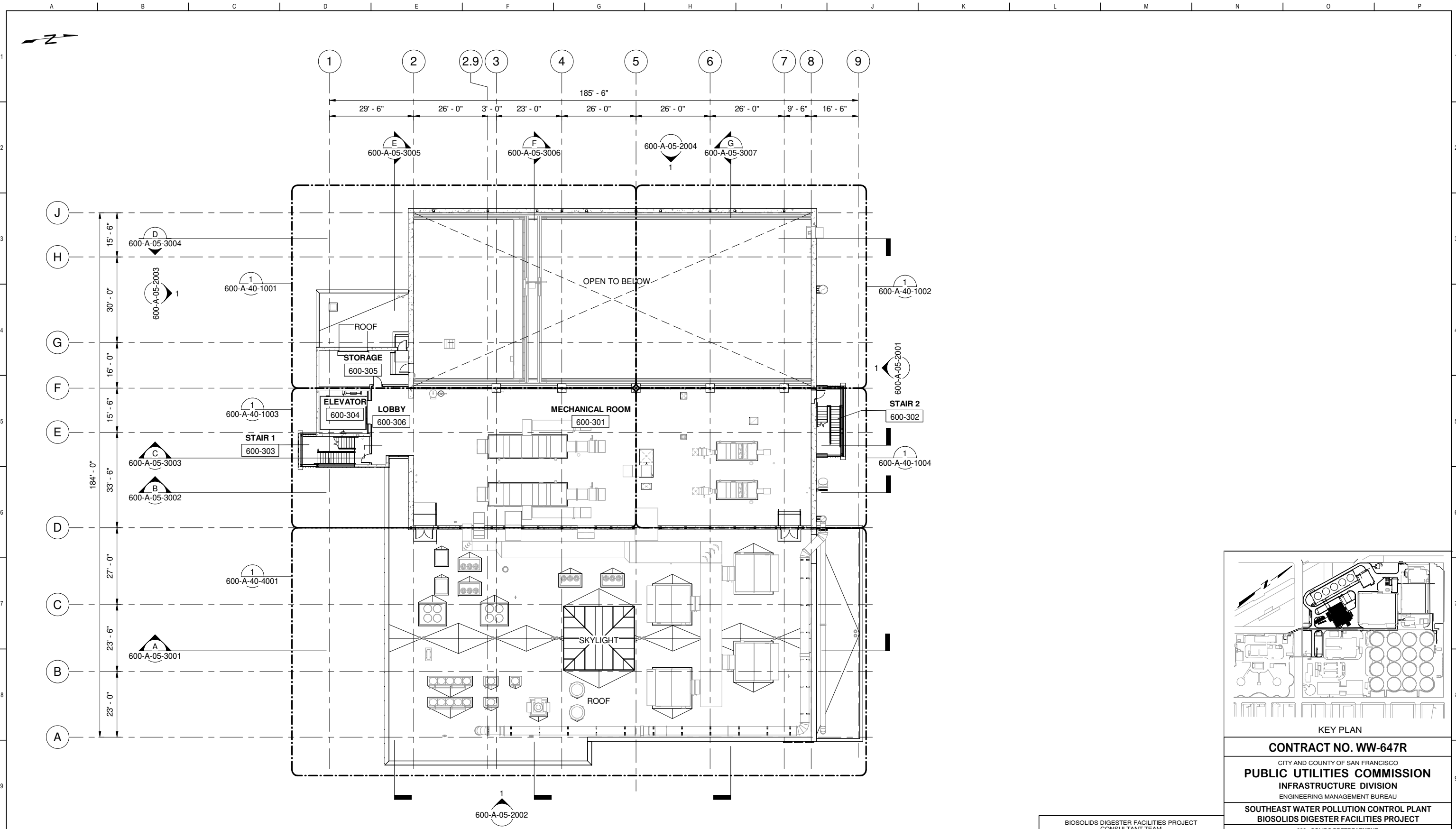
FOR THE SOLE USE OF THE DOCUMENT
 RECIPIENT - DO NOT CITE, COPY, OR
 CIRCULATE WITHOUT THE EXPRESSED
 PERMISSION OF THE SFPUC.

ELEVATION
 DATUM
 CITY



BIOSOLIDS DIGESTER FACILITIES PROJECT CONSULTANT TEAM			
Brown and Caldwell		ch2m	
PROJECT ENGINEER	D. GREEN	DRAWN	A. HARM
PROJECT MANAGER	T. STIGERS	DESIGNED	D. ELLIOT
APPROVED	J. MCGRAW	CHECKED	G. ROBLEY
NO.	DATE	DESCRIPTION	BY
REVISIONS			

CHECKED / APPROVED	DRAWN
SECTION MANAGER	DESIGNED
WWE O&M MANAGER	SCALE AS SHOWN
DATE	Oct 1, 2020
APPROVED	APPROVED
MANAGER, ENGINEERING MANAGEMENT BUREAU	WWE ENGINEERING MANAGER
PLAN NO.	DRAWING / FILE NO.
600-A-05-1003	REVISION



PLAN
SCALE: 1/16" = 1'-0"

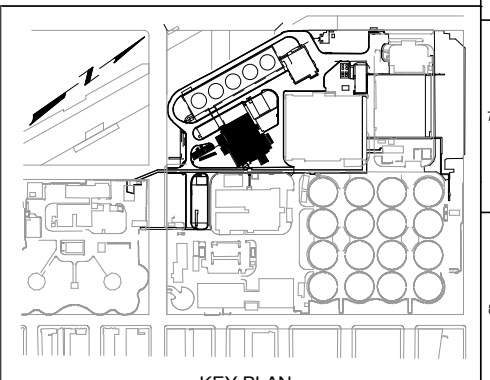
FOR CONSTRUCTION
Scope II

FOR THE SOLE USE OF THE DOCUMENT
RECIPIENT - DO NOT CITE, COPY, OR
CIRCULATE WITHOUT THE EXPRESSED
PERMISSION OF THE SFPUC.

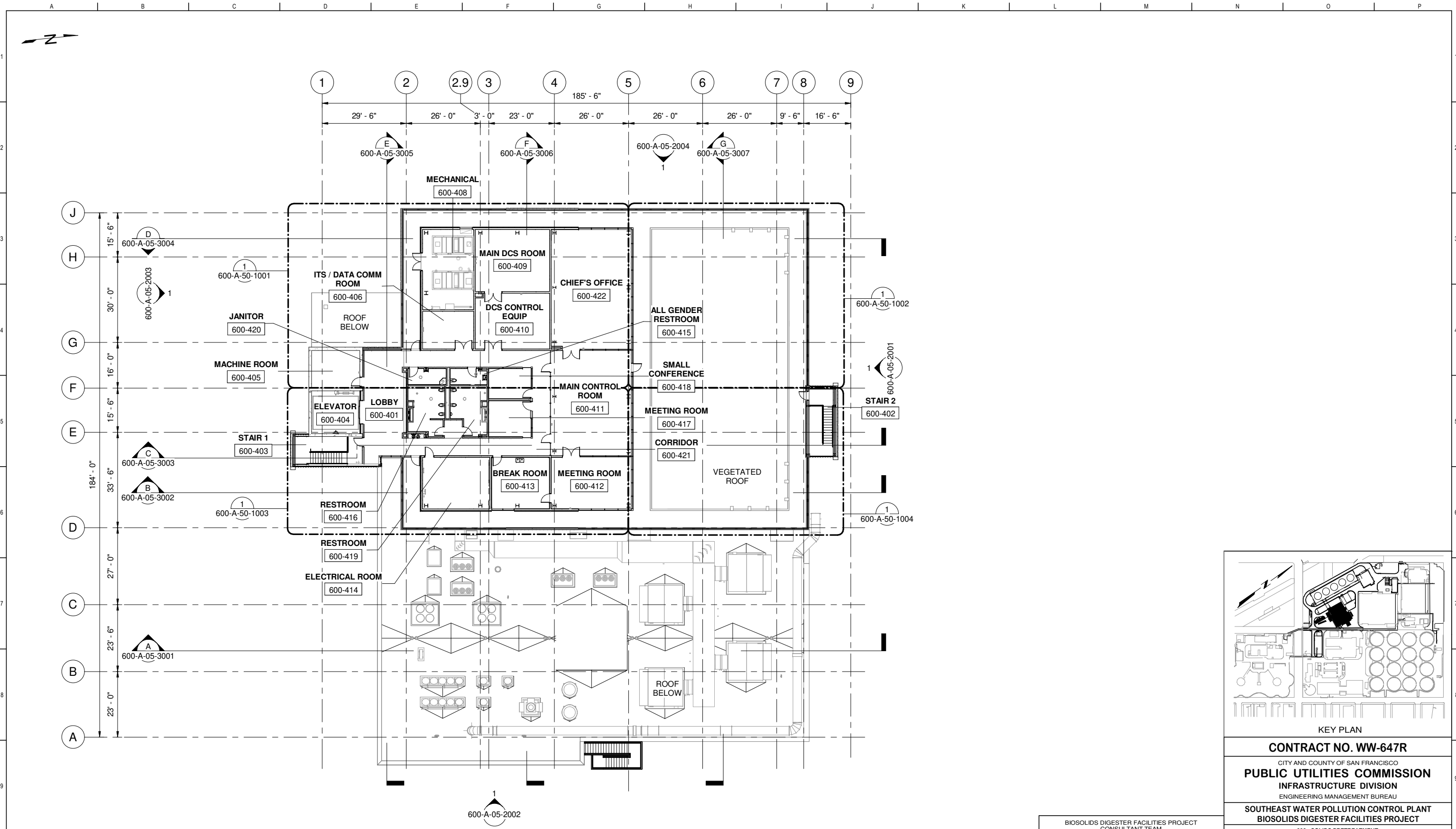
ELEVATION
DATUM
CITY



BIOSOLIDS DIGESTER FACILITIES PROJECT CONSULTANT TEAM			
Brown and Caldwell		ch2m BLACK & VEATCH	
PROJECT ENGINEER	D. GREEN	DRAWN	A. HARM
PROJECT MANAGER	T. STIGERS	DESIGNED	D. ELLIOT
APPROVED	J. MCGRAW	CHECKED	G. ROBLEY
NO.	DATE	DESCRIPTION	BY
REVISIONS			



KEY PLAN			
CONTRACT NO. WW-647R			
CITY AND COUNTY OF SAN FRANCISCO PUBLIC UTILITIES COMMISSION INFRASTRUCTURE DIVISION ENGINEERING MANAGEMENT BUREAU			
SOUTHEAST WATER POLLUTION CONTROL PLANT BIOSOLIDS DIGESTER FACILITIES PROJECT			
600 - SOLIDS PRETREATMENT			
OVERALL THIRD FLOOR PLAN			
CHECKED / APPROVED	DRAWN		
SECTION MANAGER	DESIGNED		
WWE O&M MANAGER	SCALE	DATE	
	AS SHOWN	Oct 1, 2020	
APPROVED	APPROVED		
MANAGER, ENGINEERING MANAGEMENT BUREAU	WWE ENGINEERING MANAGER		
PLAN NO.	DRAWING / FILE NO.	REVISION	
600-A-05-1004			



PLAN
SCALE: 1/16" = 1'-0"

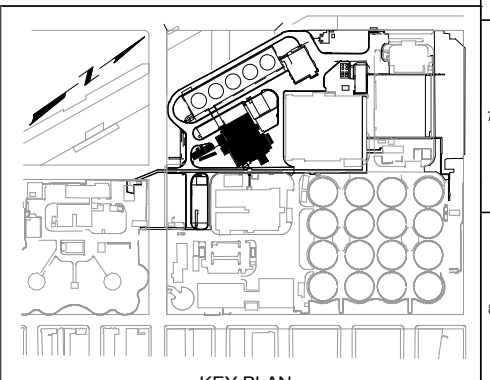
FOR CONSTRUCTION
Scope II

FOR THE SOLE USE OF THE DOCUMENT
RECIPIENT - DO NOT CITE, COPY, OR
CIRCULATE WITHOUT THE EXPRESSED
PERMISSION OF THE SFPUC.

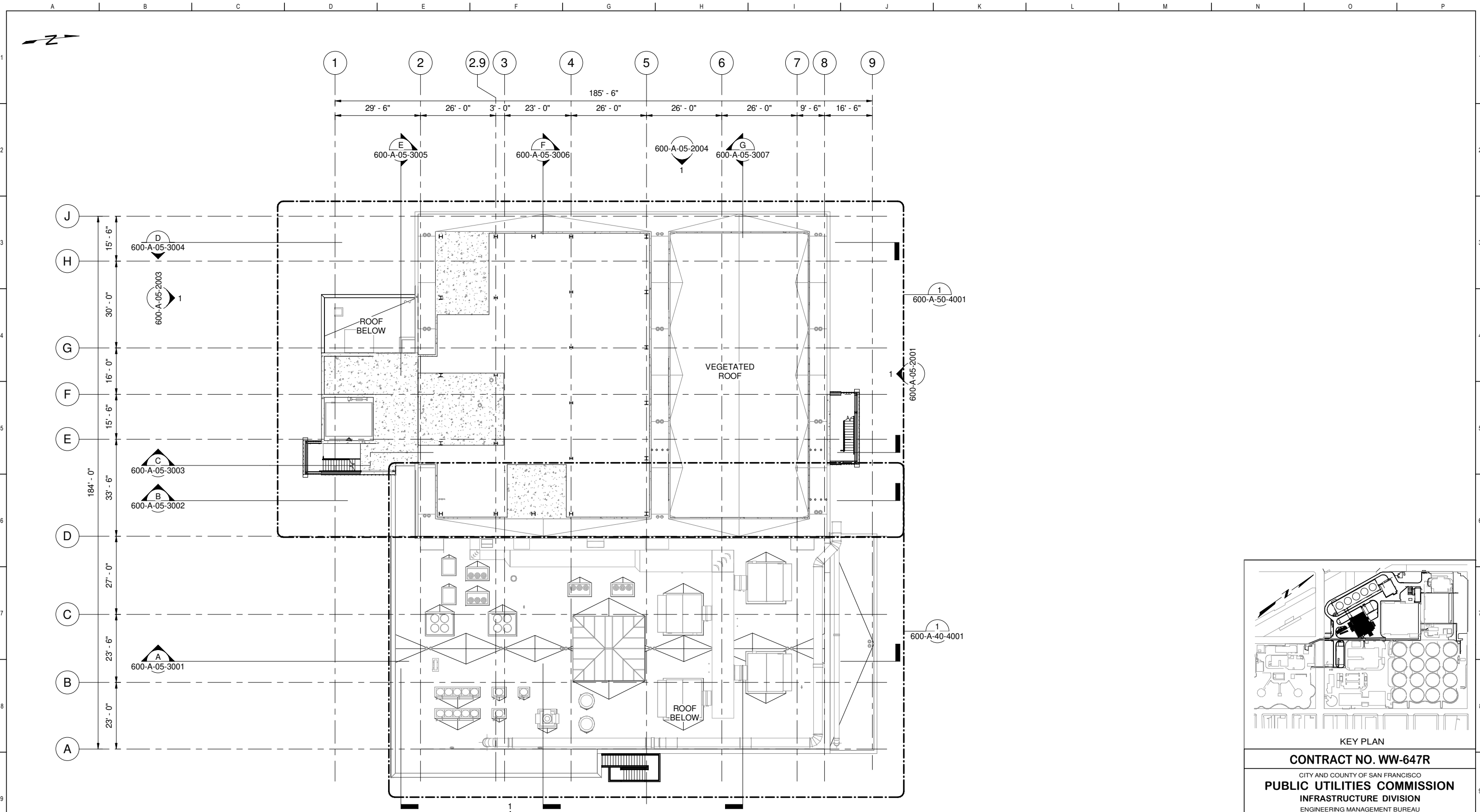
ELEVATION
DATUM
CITY



BIOSOLIDS DIGESTER FACILITIES PROJECT CONSULTANT TEAM			
PROJECT ENGINEER	D. GREEN	DRAWN	A. HARM
PROJECT MANAGER	T. STIGERS	DESIGNED	D. ELLIOT
APPROVED	J. MCGRAW	CHECKED	G. ROBLEY
NO.	DATE	DESCRIPTION	BY / APPRD
REVISIONS			



KEY PLAN			
CONTRACT NO. WW-647R			
CITY AND COUNTY OF SAN FRANCISCO			
PUBLIC UTILITIES COMMISSION			
INFRASTRUCTURE DIVISION			
ENGINEERING MANAGEMENT BUREAU			
SOUTHEAST WATER POLLUTION CONTROL PLANT			
BIOSOLIDS DIGESTER FACILITIES PROJECT			
600 - SOLIDS PRETREATMENT			
OVERALL FOURTH FLOOR PLAN			
CHECKED / APPROVED	DRAWN		
SECTION MANAGER	DESIGNED		
WWE O&M MANAGER	SCALE	DATE	
	AS SHOWN	Oct 1, 2020	
APPROVED	APPROVED		
MANAGER, ENGINEERING MANAGEMENT BUREAU	WWE ENGINEERING MANAGER		
PLAN NO.	DRAWING / FILE NO.	REVISION	
600-A-05-1005			



PLAN
SCALE: 1/16" = 1'-0"

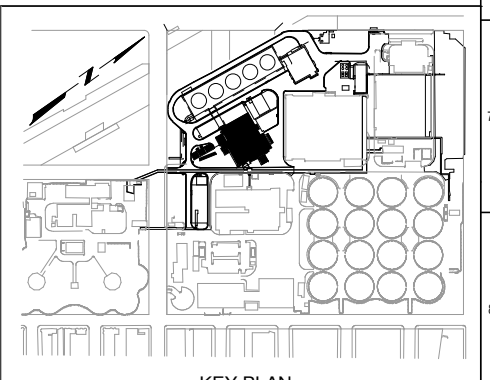
FOR CONSTRUCTION
Scope II

FOR THE SOLE USE OF THE DOCUMENT
RECIPIENT - DO NOT CITE, COPY, OR
CIRCULATE WITHOUT THE EXPRESSED
PERMISSION OF THE SFPUC.

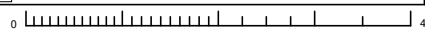
ELEVATION
DATUM
CITY

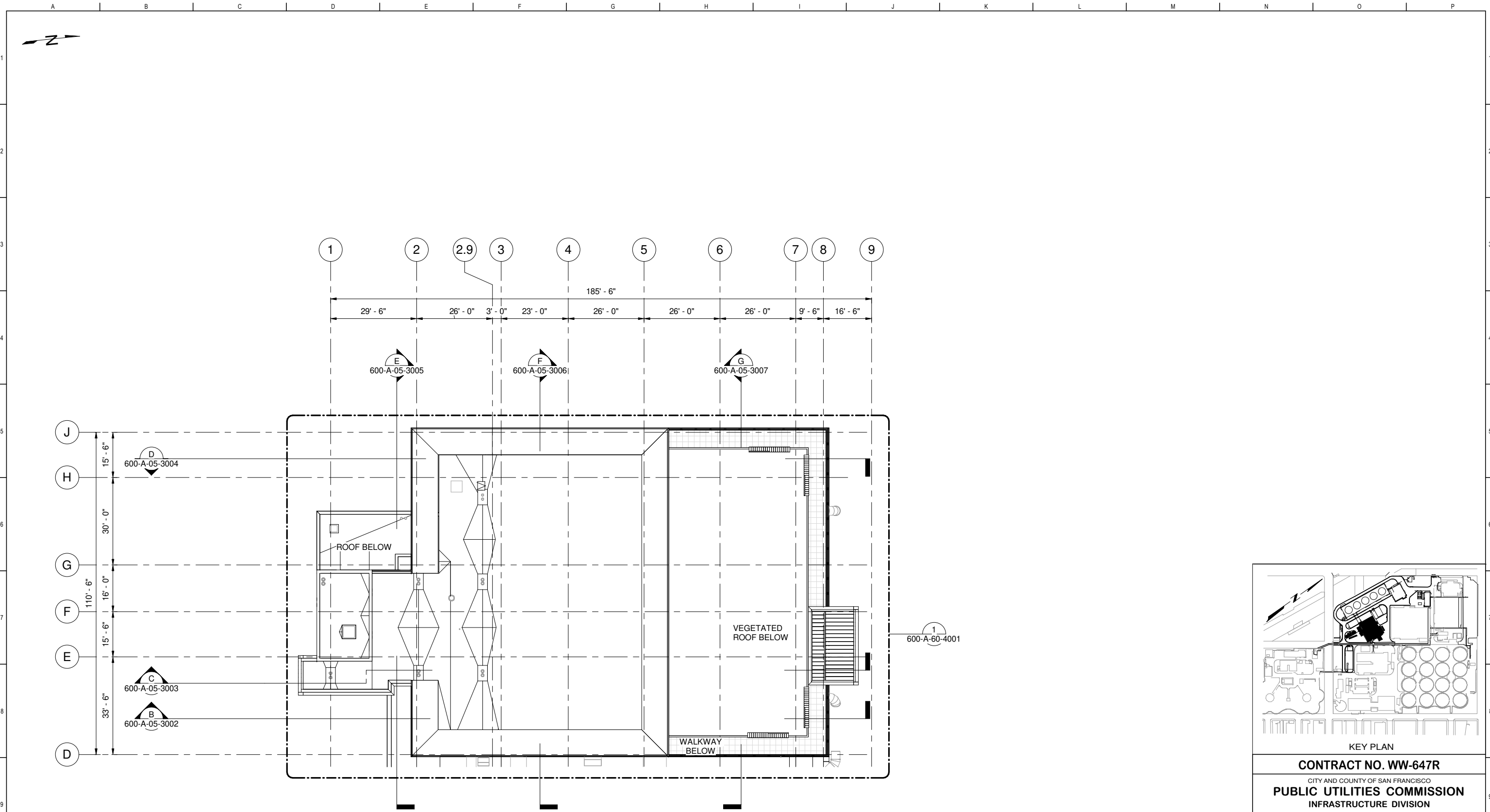


BIOSOLIDS DIGESTER FACILITIES PROJECT CONSULTANT TEAM			
PROJECT ENGINEER	D. GREEN	DRAWN	A. HARM
PROJECT MANAGER	T. STIGERS	DESIGNED	D. ELLIOT
APPROVED	J. MCGRAW	CHECKED	G. ROBLEY
NO.	DATE	DESCRIPTION	BY
REVISIONS			



KEY PLAN			
CONTRACT NO. WW-647R			
CITY AND COUNTY OF SAN FRANCISCO			
PUBLIC UTILITIES COMMISSION			
INFRASTRUCTURE DIVISION			
ENGINEERING MANAGEMENT BUREAU			
SOUTHEAST WATER POLLUTION CONTROL PLANT			
BIOSOLIDS DIGESTER FACILITIES PROJECT			
600 - SOLIDS PRETREATMENT			
OVERALL FOURTH FLOOR SLAB PLAN			
CHECKED / APPROVED	DRAWN		
SECTION MANAGER	DESIGNED		
WWE O&M MANAGER	SCALE	DATE	
	AS SHOWN	Oct 1, 2020	
APPROVED	APPROVED		
MANAGER, ENGINEERING MANAGEMENT BUREAU	WWE ENGINEERING MANAGER		
PLAN NO.	DRAWING / FILE NO.	REVISION	
600-A-05-1006			






PLAN
SCALE: 1/16" = 1'-0"

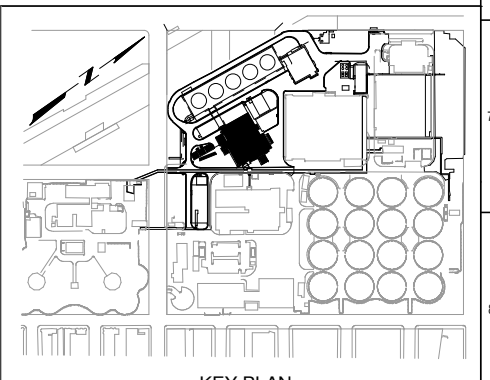
FOR CONSTRUCTION
Scope II

FOR THE SOLE USE OF THE DOCUMENT
RECIPIENT - DO NOT CITE, COPY, OR
CIRCULATE WITHOUT THE EXPRESSED
PERMISSION OF THE SFPUC.

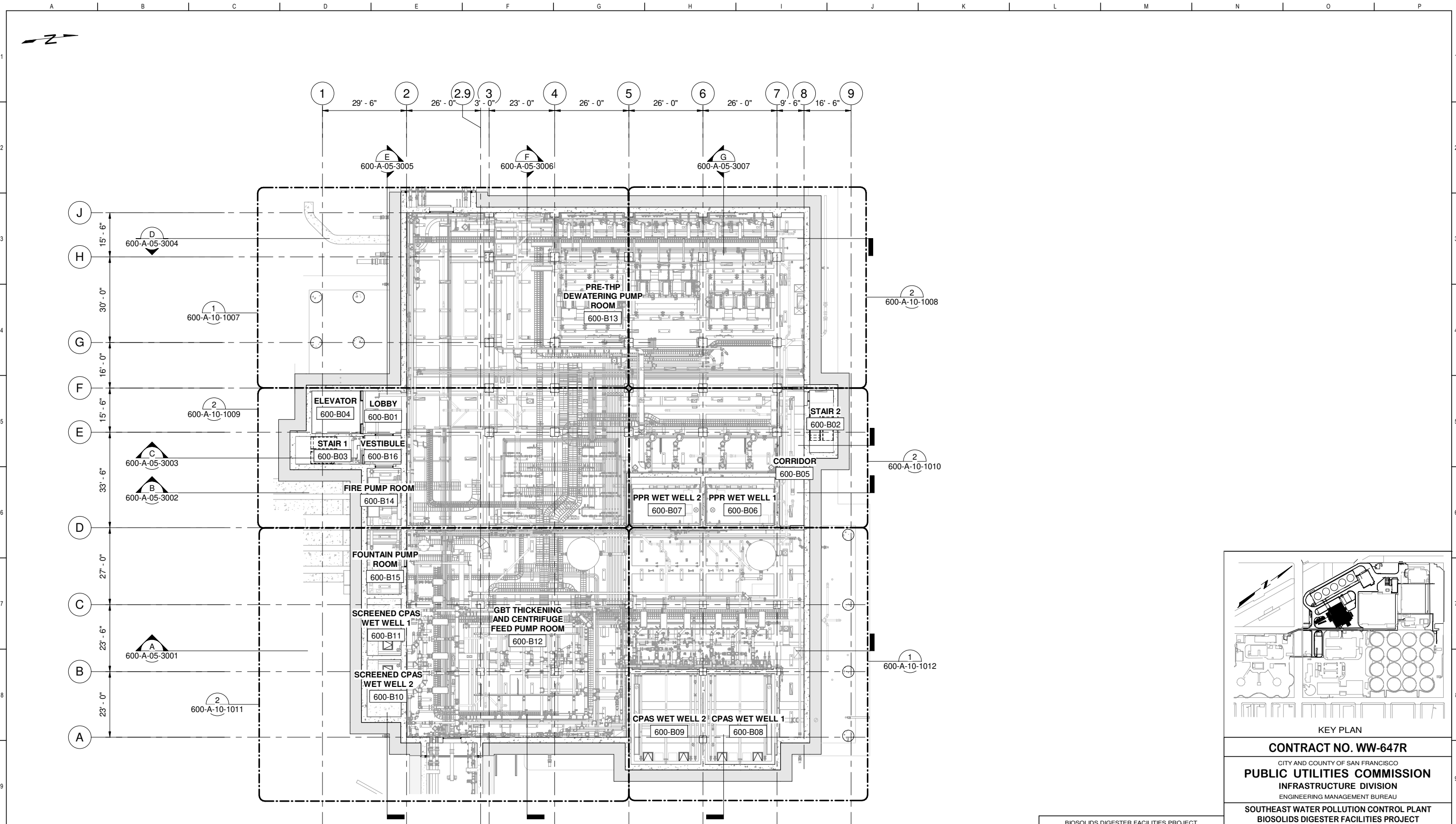
ELEVATION
DATUM
CITY



BIOSOLIDS DIGESTER FACILITIES PROJECT CONSULTANT TEAM			
PROJECT ENGINEER	D. GREEN	DRAWN	A. HARM
PROJECT MANAGER	T. STIGERS	DESIGNED	D. ELLIOT
APPROVED	J. MCGRAW	CHECKED	G. ROBLEY
NO.	DATE	DESCRIPTION	BY
REVISIONS			



KEY PLAN	
CONTRACT NO. WW-647R	
CITY AND COUNTY OF SAN FRANCISCO PUBLIC UTILITIES COMMISSION INFRASTRUCTURE DIVISION ENGINEERING MANAGEMENT BUREAU	
SOUTHEAST WATER POLLUTION CONTROL PLANT BIOSOLIDS DIGESTER FACILITIES PROJECT	
600 - SOLIDS PRETREATMENT	
OVERALL ROOF PLAN	
CHECKED / APPROVED	DRAWN
SECTION MANAGER	DESIGNED
WWE O&M MANAGER	SCALE AS SHOWN
	DATE Oct 1, 2020
APPROVED	APPROVED
MANAGER, ENGINEERING MANAGEMENT BUREAU	WWE ENGINEERING MANAGER
PLAN NO. 600-A-05-1007	DRAWING / FILE NO.
	REVISION



PLAN
SCALE: 1/16" = 1'-0"

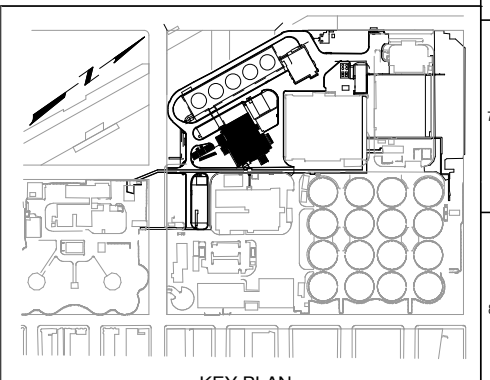
FOR CONSTRUCTION
Scope II

FOR THE SOLE USE OF THE DOCUMENT
RECIPIENT - DO NOT CITE, COPY, OR
CIRCULATE WITHOUT THE EXPRESSED
PERMISSION OF THE SFPUC.

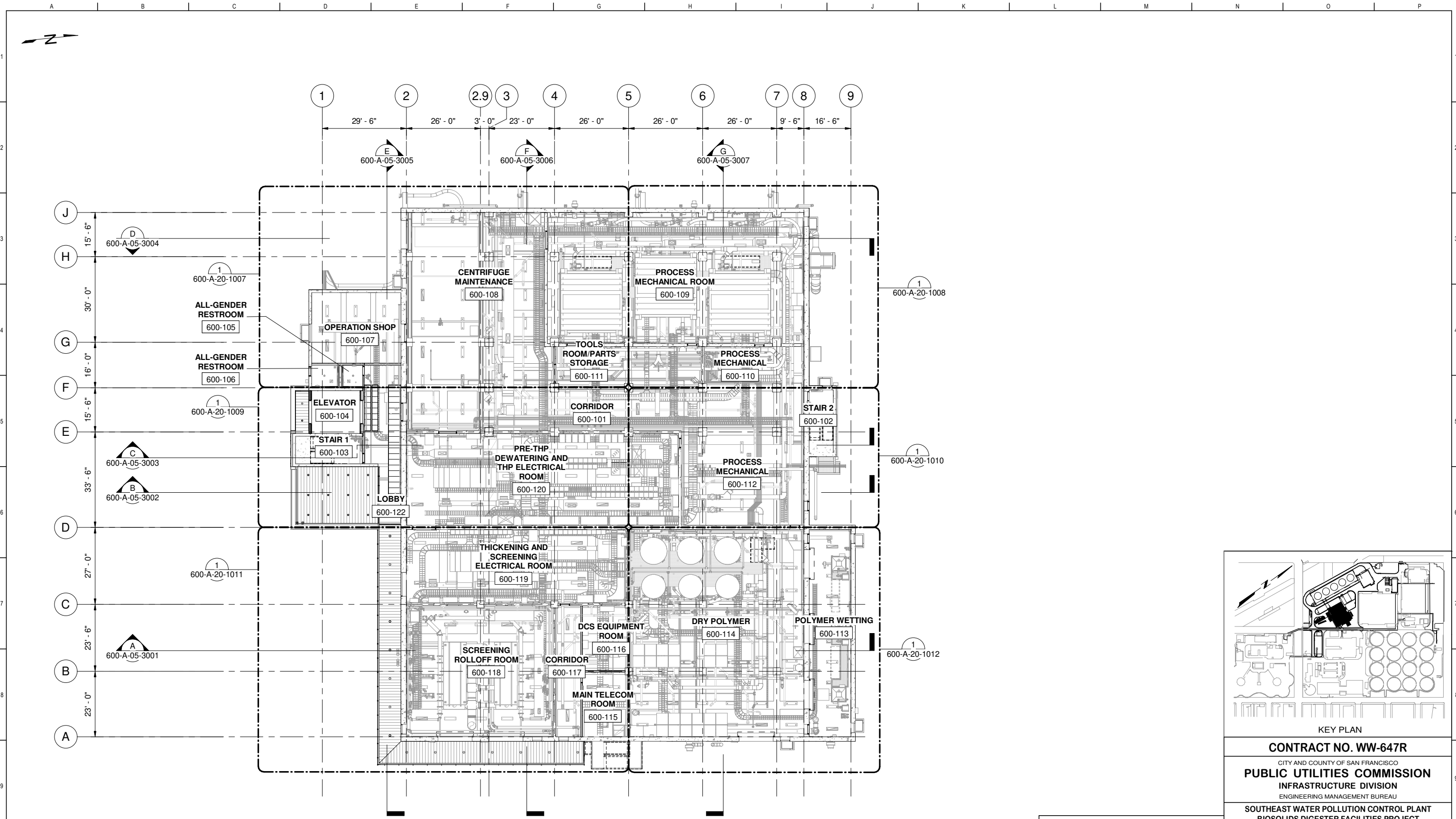
ELEVATION
DATUM
CITY



BIOSOLIDS DIGESTER FACILITIES PROJECT CONSULTANT TEAM			
PROJECT ENGINEER	D. GREEN	DRAWN	A. HARM
PROJECT MANAGER	T. STIGERS	DESIGNED	D. ELLIOT
APPROVED	J. MCGRAW	CHECKED	G. ROBLEY
NO.	DATE	DESCRIPTION	BY
REVISIONS			



KEY PLAN			
CONTRACT NO. WW-647R			
CITY AND COUNTY OF SAN FRANCISCO PUBLIC UTILITIES COMMISSION INFRASTRUCTURE DIVISION ENGINEERING MANAGEMENT BUREAU			
SOUTHEAST WATER POLLUTION CONTROL PLANT BIOSOLIDS DIGESTER FACILITIES PROJECT			
600 - SOLIDS PRETREATMENT			
OVERALL BASEMENT REFLECTED CEILING PLAN			
CHECKED / APPROVED	DRAWN		
SECTION MANAGER	DESIGNED		
WWE O&M MANAGER	SCALE	DATE	
	AS SHOWN	Oct 1, 2020	
APPROVED	APPROVED		
MANAGER, ENGINEERING MANAGEMENT BUREAU	WWE ENGINEERING MANAGER		
PLAN NO.	DRAWING / FILE NO.	REVISION	
600-A-05-1008			



PLAN
SCALE: 1/16" = 1'-0"

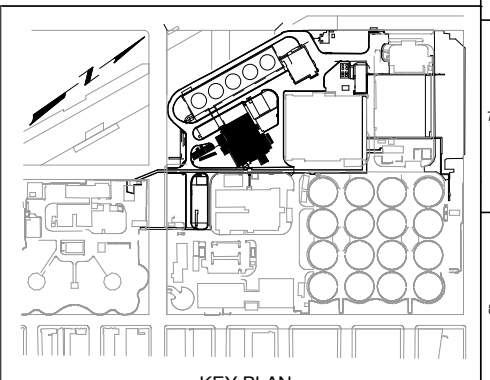
FOR CONSTRUCTION
Scope II

FOR THE SOLE USE OF THE DOCUMENT
RECIPIENT - DO NOT CITE, COPY, OR
CIRCULATE WITHOUT THE EXPRESSED
PERMISSION OF THE SFPUC.

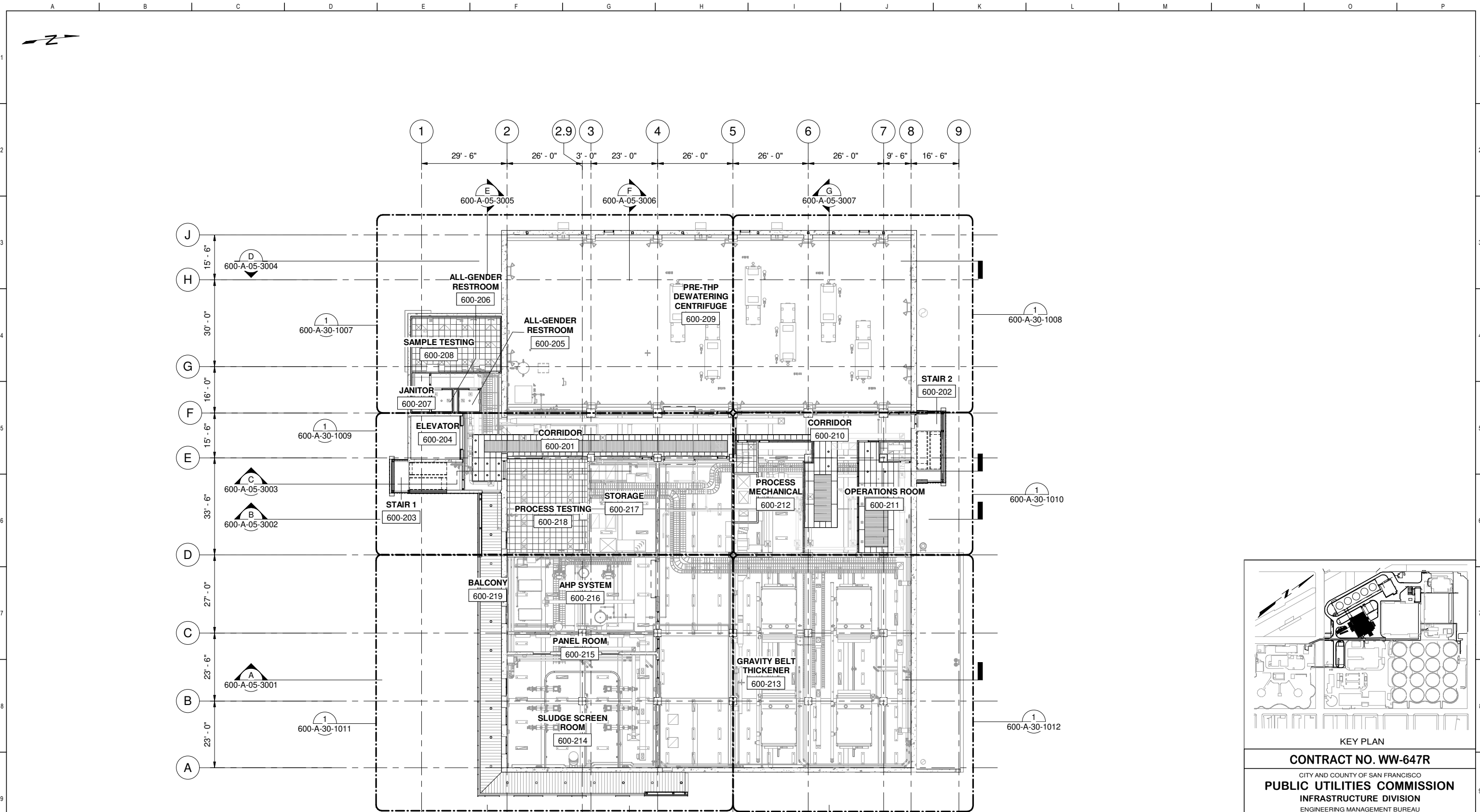
ELEVATION
DATUM
CITY



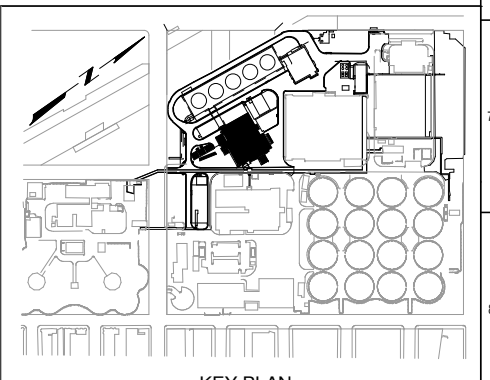
BIOSOLIDS DIGESTER FACILITIES PROJECT CONSULTANT TEAM			
Brown and Caldwell		ch2m	
PROJECT ENGINEER	D. GREEN	DRAWN	A. HARM
PROJECT MANAGER	T. STIGERS	DESIGNED	D. ELLIOT
APPROVED	J. MCGRAW	CHECKED	G. ROBLEY
NO.	DATE	DESCRIPTION	BY
		REVISIONS	APPROD



KEY PLAN		
CONTRACT NO. WW-647R		
CITY AND COUNTY OF SAN FRANCISCO PUBLIC UTILITIES COMMISSION INFRASTRUCTURE DIVISION ENGINEERING MANAGEMENT BUREAU		
SOUTHEAST WATER POLLUTION CONTROL PLANT BIOSOLIDS DIGESTER FACILITIES PROJECT		
600 - SOLIDS PRETREATMENT		
OVERALL FIRST FLOOR REFLECTED CEILING PLAN		
CHECKED / APPROVED	DRAWN	
SECTION MANAGER	DESIGNED	
WWE O&M MANAGER	SCALE	DATE
	AS SHOWN	Oct 1, 2020
APPROVED	APPROVED	
MANAGER, ENGINEERING MANAGEMENT BUREAU	WWE ENGINEERING MANAGER	
PLAN NO.	DRAWING / FILE NO.	REVISION
600-A-05-1009		



PLAN
SCALE: 1/16" = 1'-0"



KEY PLAN

CONTRACT NO. WW-647R

CITY AND COUNTY OF SAN FRANCISCO
PUBLIC UTILITIES COMMISSION
 INFRASTRUCTURE DIVISION
 ENGINEERING MANAGEMENT BUREAU

SOUTHEAST WATER POLLUTION CONTROL PLANT
BIOIDS DIGESTER FACILITIES PROJECT


600 - SOLIDS PRETREATMENT

OVERALL SECOND FLOOR REFLECTED CEILING PLAN

CHECKED / APPROVED	DRAWN	
SECTION MANAGER	DESIGNED	
WWE O&M MANAGER	SCALE	DATE
	AS SHOWN	Oct 1, 2020
APPROVED	APPROVED	
MANAGER, ENGINEERING MANAGEMENT BUREAU	WWE ENGINEERING MANAGER	
PLAN NO.	DRAWING / FILE NO.	REVISION
600-A-05-1010		

BIOIDS DIGESTER FACILITIES PROJECT
 CONSULTANT TEAM

PROJECT ENGINEER	D. GREEN	DRAWN	A. HARM
PROJECT MANAGER	T. STIGERS	DESIGNED	D. ELLIOT
APPROVED	J. MCGRAW	CHECKED	G. ROBLEY
NO.	DATE	DESCRIPTION	BY
		REVISIONS	APPROV

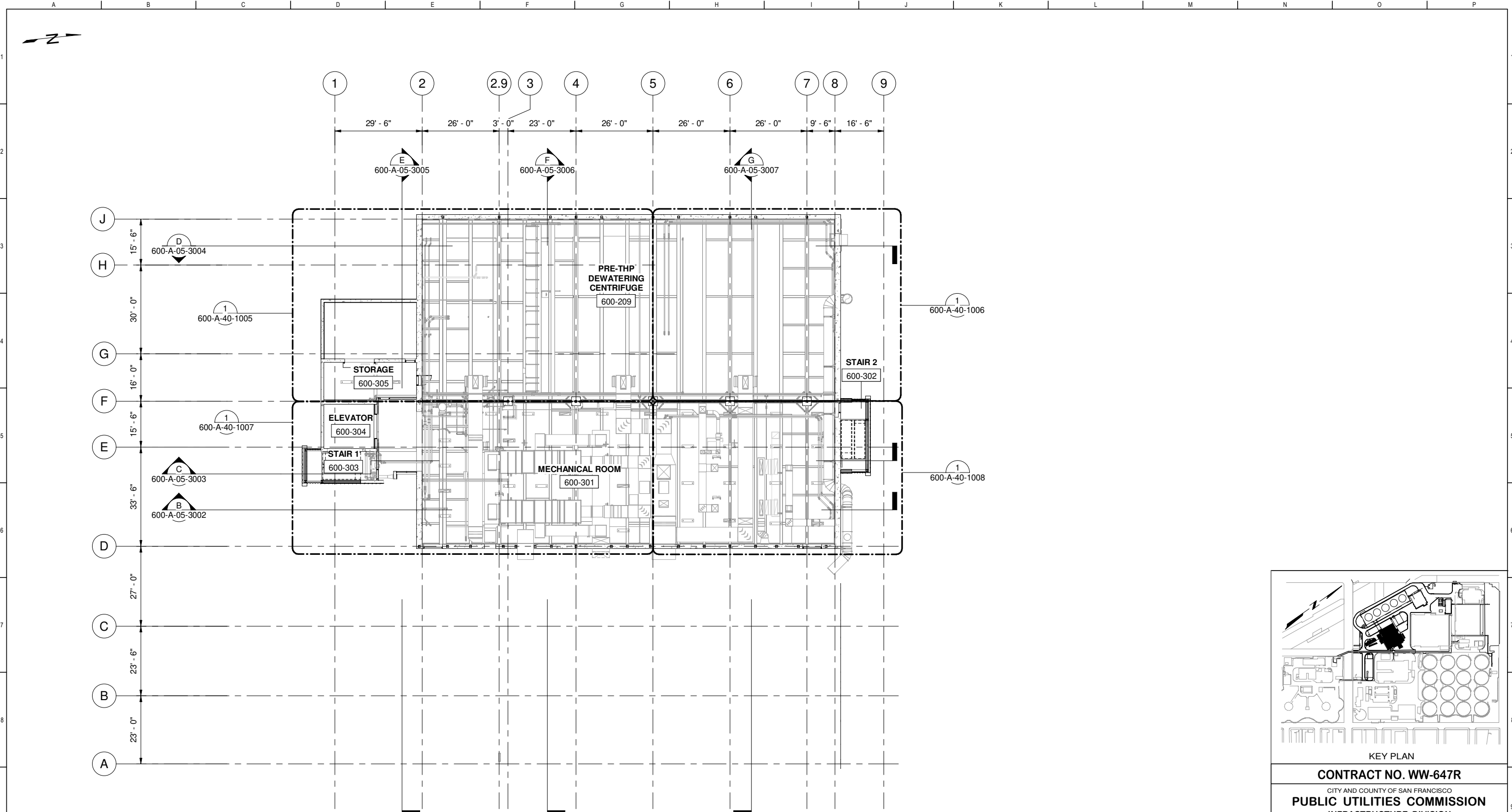


FOR CONSTRUCTION

Scope II

FOR THE SOLE USE OF THE DOCUMENT RECIPIENT - DO NOT CITE, COPY, OR CIRCULATE WITHOUT THE EXPRESSED PERMISSION OF THE SFPUC.

ELEVATION DATUM
CITY




PLAN
SCALE: 1/16" = 1'-0"

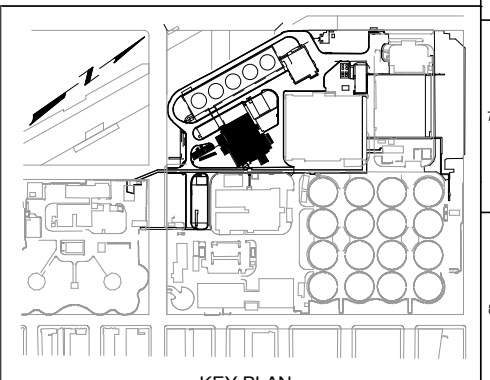
FOR CONSTRUCTION
Scope II

FOR THE SOLE USE OF THE DOCUMENT
RECIPIENT - DO NOT CITE, COPY, OR
CIRCULATE WITHOUT THE EXPRESSED
PERMISSION OF THE SFPUC.

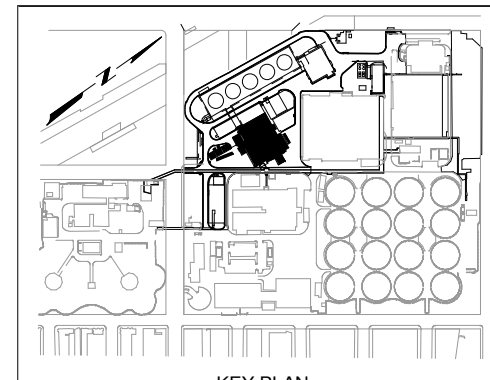
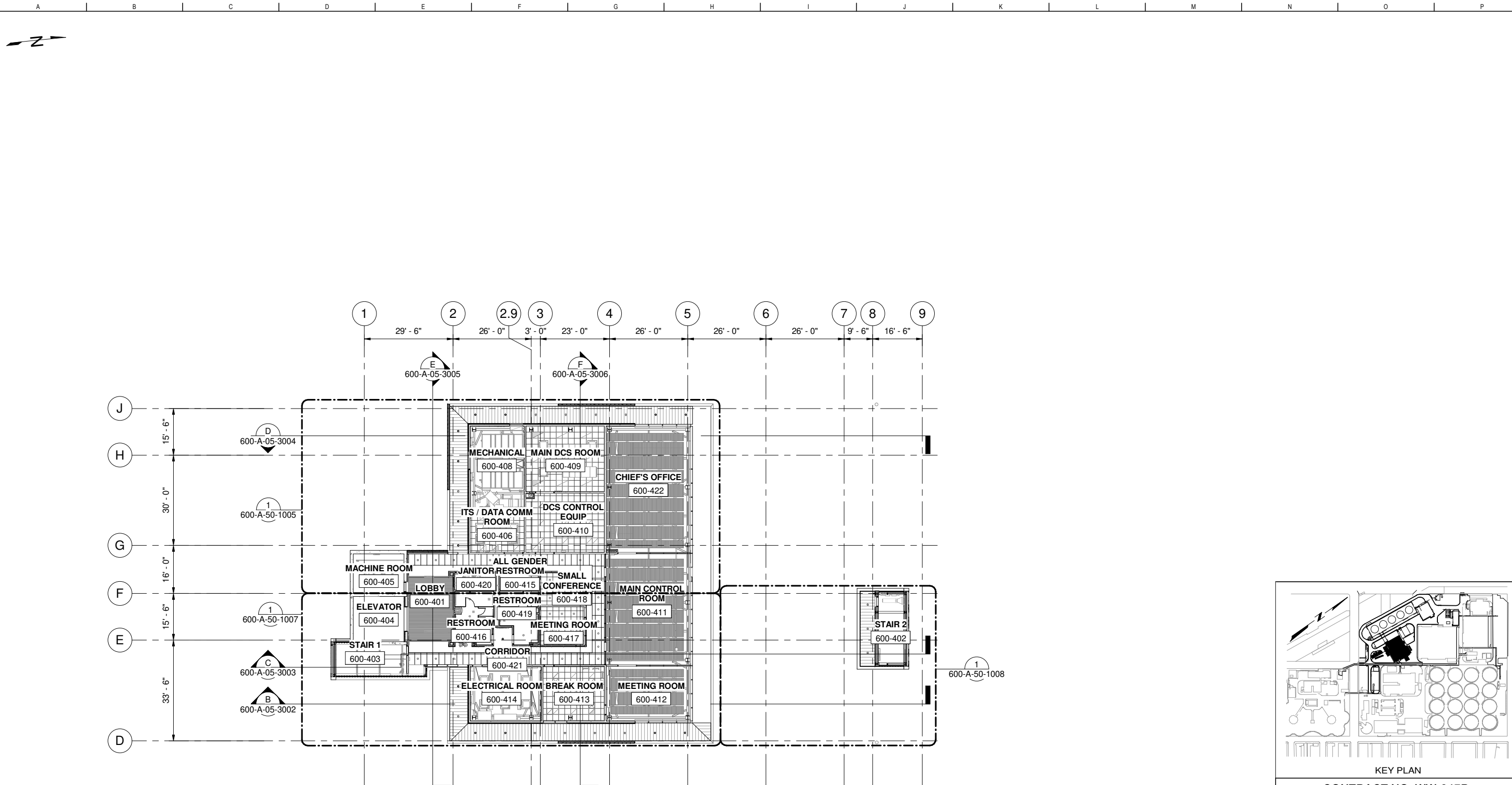
ELEVATION
DATUM
CITY



BIOSOLIDS DIGESTER FACILITIES PROJECT CONSULTANT TEAM			
PROJECT ENGINEER	D. GREEN	DRAWN	A. HARM
PROJECT MANAGER	T. STIGERS	DESIGNED	D. ELLIOT
APPROVED	J. MCGRAW	CHECKED	G. ROBLEY
NO.	DATE	DESCRIPTION	BY
REVISIONS			



KEY PLAN			
CONTRACT NO. WW-647R			
CITY AND COUNTY OF SAN FRANCISCO			
PUBLIC UTILITIES COMMISSION			
INFRASTRUCTURE DIVISION			
ENGINEERING MANAGEMENT BUREAU			
SOUTHEAST WATER POLLUTION CONTROL PLANT			
BIOSOLIDS DIGESTER FACILITIES PROJECT			
600 - SOLIDS PRETREATMENT			
OVERALL THIRD FLOOR REFLECTED CEILING PLAN			
CHECKED / APPROVED	DRAWN		
SECTION MANAGER	DESIGNED		
WWE O&M MANAGER	SCALE	DATE	
	AS SHOWN	Oct 1, 2020	
APPROVED	APPROVED		
MANAGER, ENGINEERING MANAGEMENT BUREAU	WWE ENGINEERING MANAGER		
PLAN NO.	DRAWING / FILE NO.	REVISION	
600-A-05-1011			



PLAN
SCALE: 1/16" = 1'-0"

FOR CONSTRUCTION
Scope II

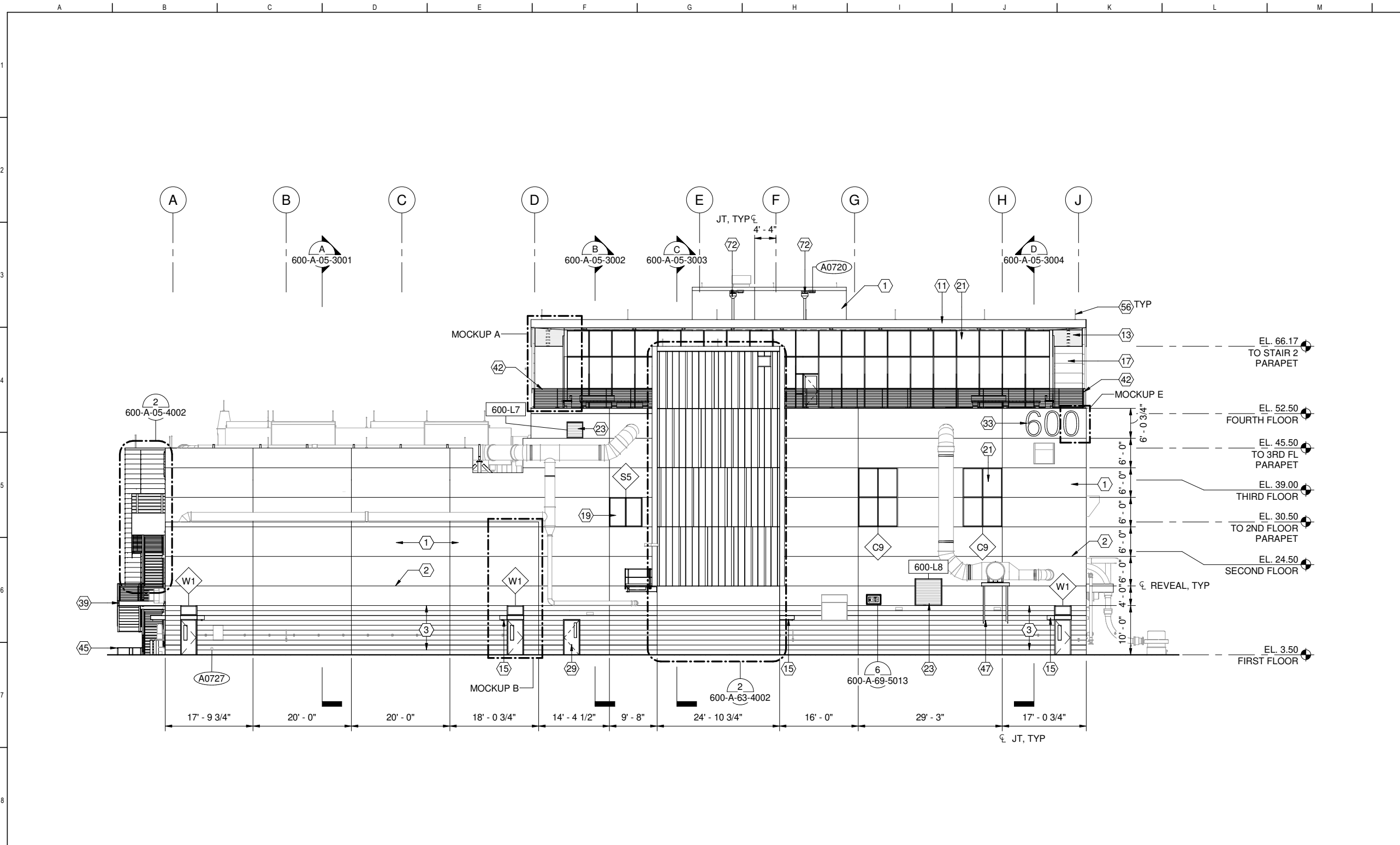
FOR THE SOLE USE OF THE DOCUMENT
RECIPIENT - DO NOT CITE, COPY, OR
CIRCULATE WITHOUT THE EXPRESSED
PERMISSION OF THE SFPUC.

ELEVATION
DATUM
CITY



BIOSOLIDS DIGESTER FACILITIES PROJECT CONSULTANT TEAM			
Brown and Caldwell		ch2m	
PROJECT ENGINEER	D. GREEN	DRAWN	A. HARM
PROJECT MANAGER	T. STIGERS	DESIGNED	D. ELLIOT
APPROVED	J. MCGRAW	CHECKED	G. ROBLEY
NO.	DATE	DESCRIPTION	BY
REVISIONS			

KEY PLAN			
CONTRACT NO. WW-647R			
CITY AND COUNTY OF SAN FRANCISCO			
PUBLIC UTILITIES COMMISSION			
INFRASTRUCTURE DIVISION			
ENGINEERING MANAGEMENT BUREAU			
SOUTHEAST WATER POLLUTION CONTROL PLANT			
BIOSOLIDS DIGESTER FACILITIES PROJECT			
600 - SOLIDS PRETREATMENT			
OVERALL FOURTH FLOOR REFLECTED CEILING PLAN			
CHECKED / APPROVED	DRAWN		
SECTION MANAGER	DESIGNED		
WWE O&M MANAGER	SCALE	DATE	
	AS SHOWN	Oct 1, 2020	
APPROVED	APPROVED		
MANAGER, ENGINEERING MANAGEMENT BUREAU	WWE ENGINEERING MANAGER		
PLAN NO.	DRAWING / FILE NO.	REVISION	
600-A-05-1012			



GENERAL SHEET NOTES

1. SEE SHEETS 000-A-75-5004 THROUGH 5008 FOR WINDOW TYPES
2. SEE SHEETS 000-A-75-5009 THROUGH 5011 FOR CHANNEL GLASS TYPES
3. SEE SHEETS 000-A-75-6004 THROUGH 6006 FOR DOOR SCHEDULES
4. SEE SHEET 000-A-75-5003 FOR DOOR TYPES
5. SEE SHEET 000-A-75-6001 FOR FINISH SCHEDULE
6. SEE SHEET 000-A-75-6007 FOR LOUVER TYPES

SHEET KEY NOTES

- 1 CAST IN PLACE CONCRETE, SSD
- 2 3/4" V REVEAL, SSD
- 3 3/4" V REVEALS AT 1'-0" OC, SSD
- 11 ZINC COMPOSITE PANEL FASCIA, ZN-1
- 13 ZINC SOFFIT PANEL, ZN-1
- 15 ZINC COMPOSITE FASCIA CANOPY, ZN-1, SEE A0801 DETAIL
- 17 FIBER CEMENT WALL PANELS, FC-1, SEE CLADDING ELEVATION
- 19 ALUMINUM FRAMED STOREFRONT, AL-1
- 21 ALUMINUM FRAMED CURTAIN WALL, AL-1
- 23 ALUMINUM LOUVER, AL-1
- 29 FRP DOOR AND FRAME, FR-1
- 33 BUILDING SIGNAGE, AL-1, SEE A1001 DETAIL
- 39 PAINTED STAIR, SSD, COLOR MATCH ZN-1
- 42 WIRE ROPE METAL RAILING, AL-3
- 45 ALUMINUM CANE RAIL, SEE A5003, MOUNTING SSD
- 47 PAINTED BRACING, SSD
- 56 AIR TERMINALS, SED
- 72 PRIMARY SCUPPER


1 ELEVATION
600-A-05-1001 SCALE: 3/32" = 1'-0"

CONTRACT NO. WW-647R
CITY AND COUNTY OF SAN FRANCISCO
PUBLIC UTILITIES COMMISSION
INFRASTRUCTURE DIVISION
ENGINEERING MANAGEMENT BUREAU
SOUTHEAST WATER POLLUTION CONTROL PLANT
BIOSOLIDS DIGESTER FACILITIES PROJECT
600 - SOLIDS PRETREATMENT
NORTH ELEVATION

BIOSOLIDS DIGESTER FACILITIES PROJECT
CONSULTANT TEAM

PROJECT ENGINEER	D. GREEN	DRAWN	A. HARM
PROJECT MANAGER	T. STIGERS	DESIGNED	D. ELLIOT
APPROVED	J. MCGRAW	CHECKED	G. ROBLEY

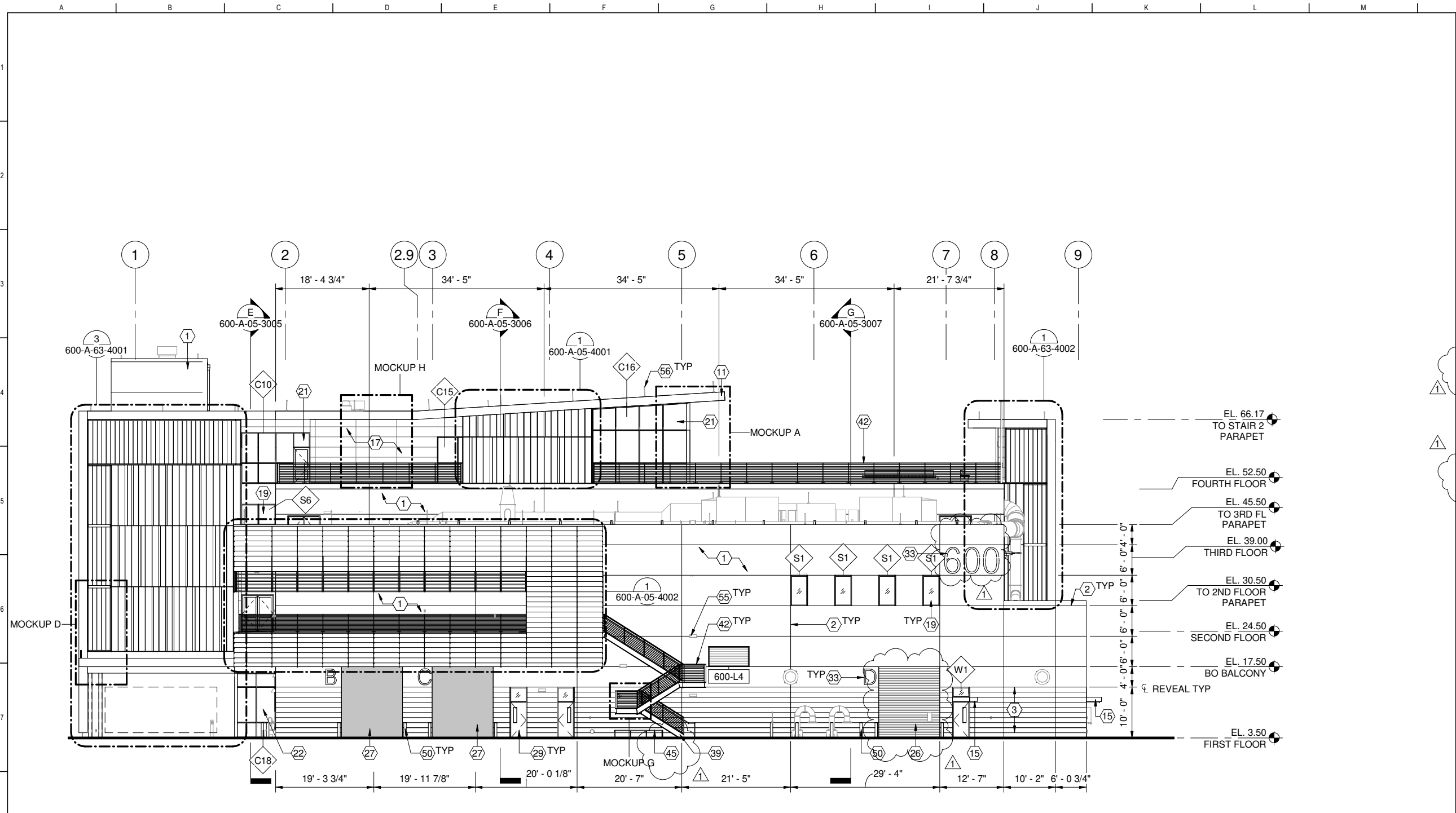
NO.	DATE	DESCRIPTION	BY	APPROV.
REVISIONS				



FOR CONSTRUCTION
Scope II

FOR THE SOLE USE OF THE DOCUMENT
RECIPIENT - DO NOT CITE, COPY, OR
CIRCULATE WITHOUT THE EXPRESSED
PERMISSION OF THE SFPUC.

ELEVATION
DATUM
CITY



1 ELEVATION
600-A-05-1002 SCALE: 3/32" = 1'-0"

- ### GENERAL SHEET NOTES
- SEE SHEETS 000-A-75-5004 THROUGH 5008 FOR WINDOW TYPES
 - SEE SHEETS 000-A-75-5009 THROUGH 5011 FOR CHANNEL GLASS TYPES
 - SEE SHEETS 000-A-75-6004 THROUGH 6006 FOR DOOR SCHEDULES
 - SEE SHEET 000-A-75-5003 FOR DOOR TYPES
 - SEE SHEET 000-A-75-6001 FOR FINISH SCHEDULE
 - SEE SHEET 000-A-75-6007 FOR LOUVER TYPES


- ### SHEET KEY NOTES
- CAST IN PLACE CONCRETE, SSD
 - 3/4" V REVEAL, SSD
 - 3/4" V REVEALS AT 1'-0" OC, SSD
 - ZINC COMPOSITE PANEL FASCIA, ZN-1
 - ZINC COMPOSITE FASCIA CANOPY, ZN-1, SEE A0801 DETAIL
 - FIBER CEMENT WALL PANELS, FC-1, SEE CLADDING ELEVATION
 - ALUMINUM FRAMED STOREFRONT, AL-1
 - ALUMINUM FRAMED CURTAIN WALL, AL-1
 - ALUMINUM FRAMED CURTAIN WALL, AL-2
 - OVERHEAD PAINTED STEEL COILING DOOR, STL-3, SEE DOOR SCHEDULE
 - OVERHEAD RAPID COILING DOOR ARC-1, SEE DOOR SCHEDULE
 - FRP DOOR AND FRAME, FR-1
 - BUILDING SIGNAGE, AL-1, SEE A1001 DETAIL
 - PAINTED STAIR, SSD, COLOR MATCH ZN-1
 - WIRE ROPE METAL RAILING, AL-3
 - ALUMINUM CANE RAIL, SEE A0503, MOUNTING SSD
 - GUARD POST, SEE C3001
 - LIGHT FIXTURE, SED
 - AIR TERMINALS, SED

CONTRACT NO. WW-647R
CITY AND COUNTY OF SAN FRANCISCO
PUBLIC UTILITIES COMMISSION
INFRASTRUCTURE DIVISION
ENGINEERING MANAGEMENT BUREAU
SOUTHEAST WATER POLLUTION CONTROL PLANT
BIOSOLIDS DIGESTER FACILITIES PROJECT
600 - SOLIDS PRETREATMENT
EAST ELEVATION

BIOSOLIDS DIGESTER FACILITIES PROJECT
CONSULTANT TEAM

PROJECT ENGINEER	D. GREEN	DRAWN	A. HARM
PROJECT MANAGER	T. STIGERS	DESIGNED	D. ELLIOT
APPROVED	J. MCGRAW	CHECKED	G. ROBLEY

DATE	DESCRIPTION	BY	APPROVED
12/17/20	REV #1	ALH	JJM
REVISIONS			

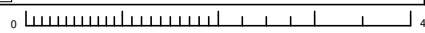


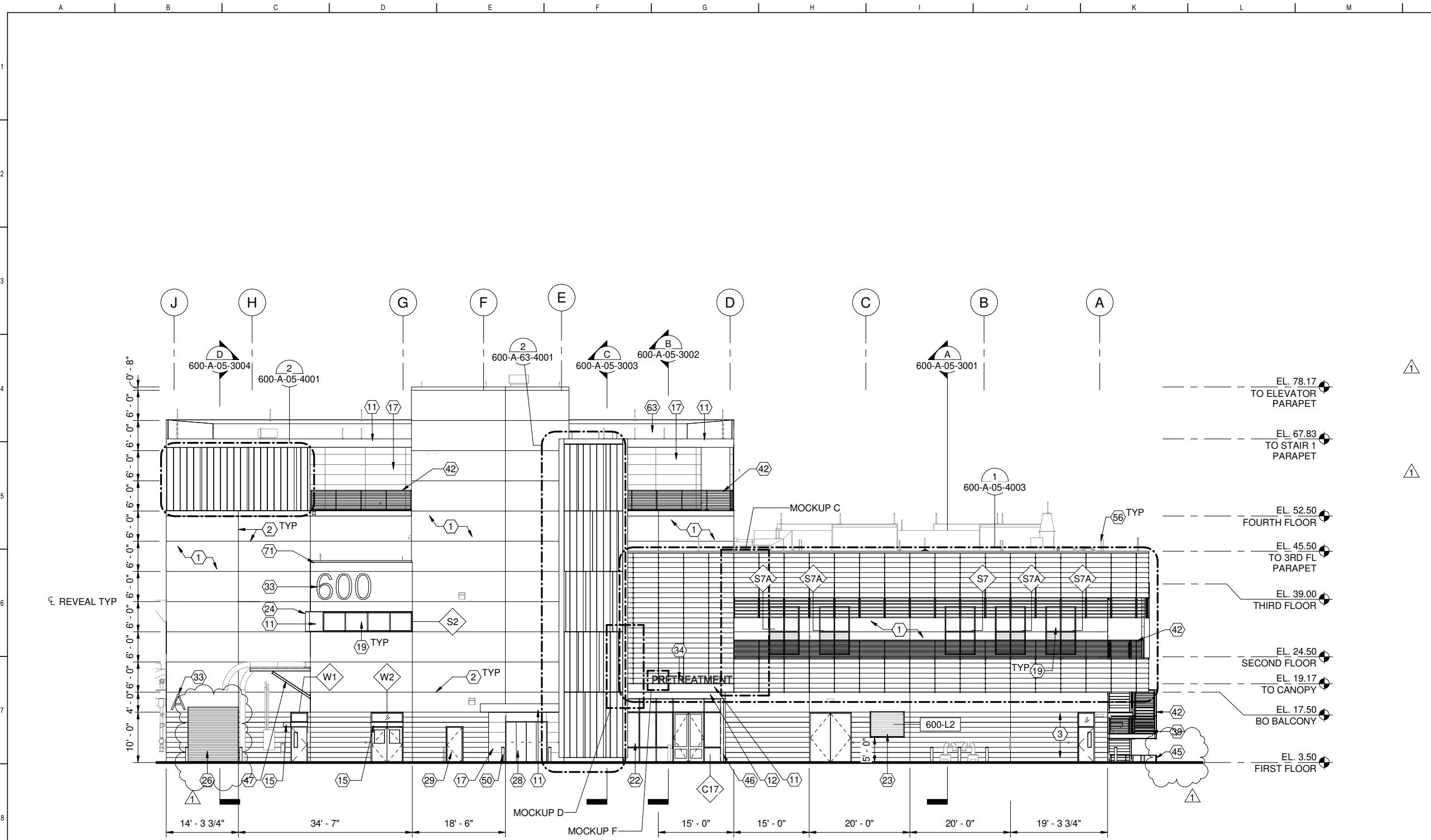
FOR CONSTRUCTION
Scope II

FOR THE SOLE USE OF THE DOCUMENT RECIPIENT - DO NOT CITE, COPY, OR CIRCULATE WITHOUT THE EXPRESSED PERMISSION OF THE SFPUC.

ELEVATION DATUM
CITY

CHECKED / APPROVED	DRAWN
SECTION MANAGER	DESIGNED
WWE O&M MANAGER	SCALE AS SHOWN
	DATE Dec 17, 2020
APPROVED	APPROVED
MANAGER, ENGINEERING MANAGEMENT BUREAU	WWE ENGINEERING MANAGER
PLAN NO. 600-A-05-2002	DRAWING / FILE NO. 1





GENERAL SHEET NOTES

1. SEE SHEETS 000-A-75-5004 THROUGH 5008 FOR WINDOW TYPES
2. SEE SHEETS 000-A-75-5009 THROUGH 5011 FOR CHANNEL GLASS TYPES
3. SEE SHEETS 000-A-75-6004 THROUGH 6006 FOR DOOR SCHEDULES
4. SEE SHEET 000-A-75-5003 FOR DOOR TYPES
5. SEE SHEET 000-A-75-6001 FOR FINISH SCHEDULE
6. SEE SHEET 000-A-75-6007 FOR LOUVER TYPES


SHEET KEY NOTES

- 1 CAST IN PLACE CONCRETE, SSD
- 2 3/4" V REVEAL, SSD
- 3 3/4" V REVEALS AT 1'-0" OC, SSD
- 11 ZINC COMPOSITE PANEL FASCIA, ZN-1
- 12 ZINC COMPOSITE PANEL FASCIA, ZN-2
- 15 ZINC COMPOSITE FASCIA CANOPY, ZN-1, SEE A0801 DETAIL
- 17 FIBER CEMENT WALL PANELS, FC-1, SEE CLADDING ELEVATION
- 19 ALUMINUM FRAMED STOREFRONT, AL-1
- 22 ALUMINUM FRAMED CURTAIN WALL, AL-2
- 23 ALUMINUM LOUVER, AL-1
- 24 ALUMINUM FIN ASSEMBLY, AL-1
- 26 OVERHEAD PAINTED STEEL COILING DOOR, STL-3, SEE DOOR SCHEDULE
- 28 SS ELEVATOR DOOR, SS-6
- 29 FRP DOOR AND FRAME, FR-1
- 33 BUILDING SIGNAGE, AL-1, SEE A1001 DETAIL
- 34 CANOPY SIGNAGE, AL-3, SEE A1003 DETAIL
- 39 PAINTED STAIR, SSD, COLOR MATCH ZN-1
- 42 WIRE ROPE METAL RAILING, AL-3
- 45 ALUMINUM CANE RAIL, SEE A0503, MOUNTING SSD
- 46 PAINTED SS COLUMN, SSD, STL-2
- 47 PAINTED BRACING, SSD
- 50 GUARD POST, SEE C3001
- 56 AIR TERMINALS, SED
- 63 SBS MODIFIED BITUMINOUS MEMBRANE
- 71 COPING CAP, SEE A0747 DETAIL

ELEVATION
600-A-05-1002 SCALE: 3/32" = 1'-0"

CONTRACT NO. WW-647R
CITY AND COUNTY OF SAN FRANCISCO
PUBLIC UTILITIES COMMISSION
INFRASTRUCTURE DIVISION
ENGINEERING MANAGEMENT BUREAU
SOUTHEAST WATER POLLUTION CONTROL PLANT
BIOSOLIDS DIGESTER FACILITIES PROJECT
600 - SOLIDS PRETREATMENT
SOUTH ELEVATION

BIOSOLIDS DIGESTER FACILITIES PROJECT CONSULTANT TEAM			
PROJECT ENGINEER	D. GREEN	DRAWN	A. HARM
PROJECT MANAGER	T. STIGERS	DESIGNED	D. ELLIOT
APPROVED	J. MCGRAW	CHECKED	G. ROBLEY
NO.	DATE	DESCRIPTION	BY
1	12/17/20	REV #1	ALH
REVISIONS		DATE	BY

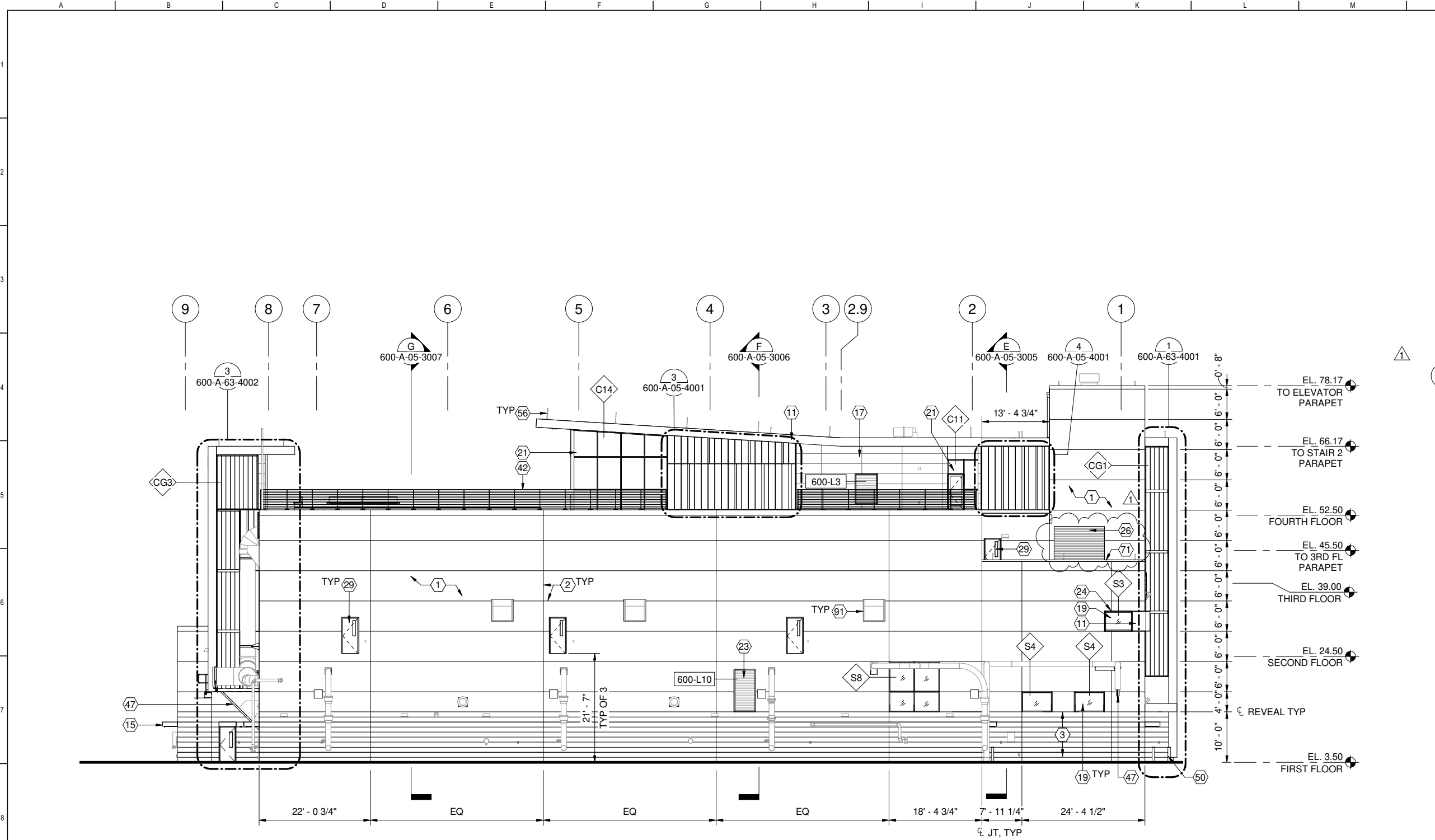


FOR CONSTRUCTION
Scope II

FOR THE SOLE USE OF THE DOCUMENT
RECIPIENT - DO NOT CITE, COPY, OR
CIRCULATE WITHOUT THE EXPRESSED
PERMISSION OF THE SFPUC.

ELEVATION
DATUM
CITY

CHECKED / APPROVED	DRAWN
SECTION MANAGER	DESIGNED
WWE O&M MANAGER	SCALE AS SHOWN
	DATE Dec 17, 2020
APPROVED	APPROVED
MANAGER, ENGINEERING MANAGEMENT BUREAU	WWE ENGINEERING MANAGER
PLAN NO.	DRAWING / FILE NO.
600-A-05-2003	1



1 ELEVATION
600-A-05-1002 SCALE: 3/32" = 1'-0"

- ### GENERAL SHEET NOTES
- SEE SHEETS 000-A-75-5004 THROUGH 5008 FOR WINDOW TYPES
 - SEE SHEETS 000-A-75-5009 THROUGH 5011 FOR CHANNEL GLASS TYPES
 - SEE SHEETS 000-A-75-6004 THROUGH 6006 FOR DOOR SCHEDULES
 - SEE SHEET 000-A-75-5003 FOR DOOR TYPES
 - SEE SHEET 000-A-75-6001 FOR FINISH SCHEDULE
 - SEE SHEET 000-A-75-6007 FOR LOUVER TYPES

- ### SHEET KEY NOTES
- CAST IN PLACE CONCRETE, SSD
 - 3/4" V REVEAL, SSD
 - 3/4" V REVEALS AT 1'-0" OC, SSD
 - ZINC COMPOSITE PANEL FASCIA, ZN-1
 - ZINC COMPOSITE FASCIA CANOPY, ZN-1, SEE A0801 DETAIL
 - FIBER CEMENT WALL PANELS, FC-1, SEE CLADDING ELEVATION
 - ALUMINUM FRAMED STOREFRONT, AL-1
 - ALUMINUM FRAMED CURTAIN WALL, AL-1
 - ALUMINUM LOUVER, AL-1
 - ALUMINUM FIN ASSEMBLY, AL-1
 - OVERHEAD PAINTED STEEL COILING DOOR, STL-3, SEE DOOR SCHEDULE
 - FRP DOOR AND FRAME, FR-1
 - WIRE ROPE METAL RAILING, AL-3
 - PAINTED BRACING, SSD
 - GUARD POST, SEE C3001
 - AIR TERMINALS, SED
 - COPING CAP, SEE A0747 DETAIL
 - EXHAUST FAN, SMD

CONTRACT NO. WW-647R
CITY AND COUNTY OF SAN FRANCISCO
PUBLIC UTILITIES COMMISSION
INFRASTRUCTURE DIVISION
ENGINEERING MANAGEMENT BUREAU
SOUTHEAST WATER POLLUTION CONTROL PLANT
BIOSOLIDS DIGESTER FACILITIES PROJECT
600 - SOLIDS PRETREATMENT
WEST ELEVATION

BIOSOLIDS DIGESTER FACILITIES PROJECT
CONSULTANT TEAM

PROJECT ENGINEER	D. GREEN	DRAWN	A. HARM
PROJECT MANAGER	T. STIGERS	DESIGNED	D. ELLIOT
APPROVED	J. MCGRAW	CHECKED	G. ROBLEY

DATE	DESCRIPTION	ALH	JJM
12/17/20	REV #1	BY	APPROV
REVISIONS			

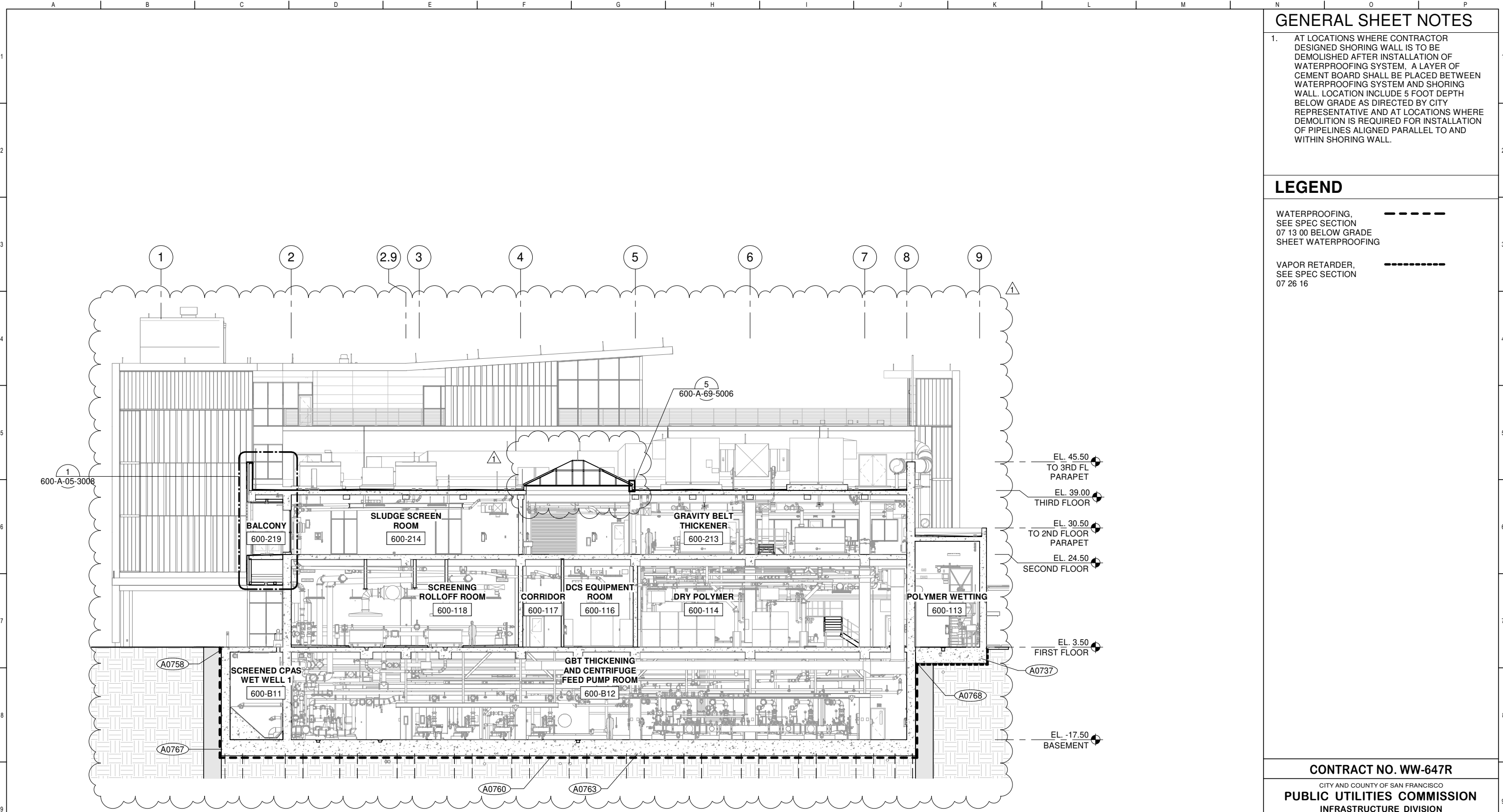


FOR CONSTRUCTION
Scope II

FOR THE SOLE USE OF THE DOCUMENT
RECIPIENT - DO NOT CITE, COPY, OR
CIRCULATE WITHOUT THE EXPRESSED
PERMISSION OF THE SFPUC.

ELEVATION
DATUM
CITY

CHECKED / APPROVED	DRAWN
SECTION MANAGER	DESIGNED
WWE O&M MANAGER	SCALE AS SHOWN
DATE	Dec 17, 2020
APPROVED	APPROVED
MANAGER, ENGINEERING MANAGEMENT BUREAU	WWE ENGINEERING MANAGER
PLAN NO.	DRAWING / FILE NO.
600-A-05-2004	1



GENERAL SHEET NOTES

- AT LOCATIONS WHERE CONTRACTOR DESIGNED SHORING WALL IS TO BE DEMOLISHED AFTER INSTALLATION OF WATERPROOFING SYSTEM, A LAYER OF CEMENT BOARD SHALL BE PLACED BETWEEN WATERPROOFING SYSTEM AND SHORING WALL. LOCATION INCLUDE 5 FOOT DEPTH BELOW GRADE AS DIRECTED BY CITY REPRESENTATIVE AND AT LOCATIONS WHERE DEMOLITION IS REQUIRED FOR INSTALLATION OF PIPELINES ALIGNED PARALLEL TO AND WITHIN SHORING WALL.

LEGEND

- WATERPROOFING, SEE SPEC SECTION 07 13 00 BELOW GRADE SHEET WATERPROOFING
- VAPOR RETARDER, SEE SPEC SECTION 07 26 16

SECTION
600-A-05-1001 SCALE: 3/32" = 1'-0"

CONTRACT NO. WW-647R
CITY AND COUNTY OF SAN FRANCISCO
PUBLIC UTILITIES COMMISSION
INFRASTRUCTURE DIVISION
ENGINEERING MANAGEMENT BUREAU
SOUTHEAST WATER POLLUTION CONTROL PLANT
BIOSOLIDS DIGESTER FACILITIES PROJECT
600 - SOLIDS PRETREATMENT
BUILDING SECTION



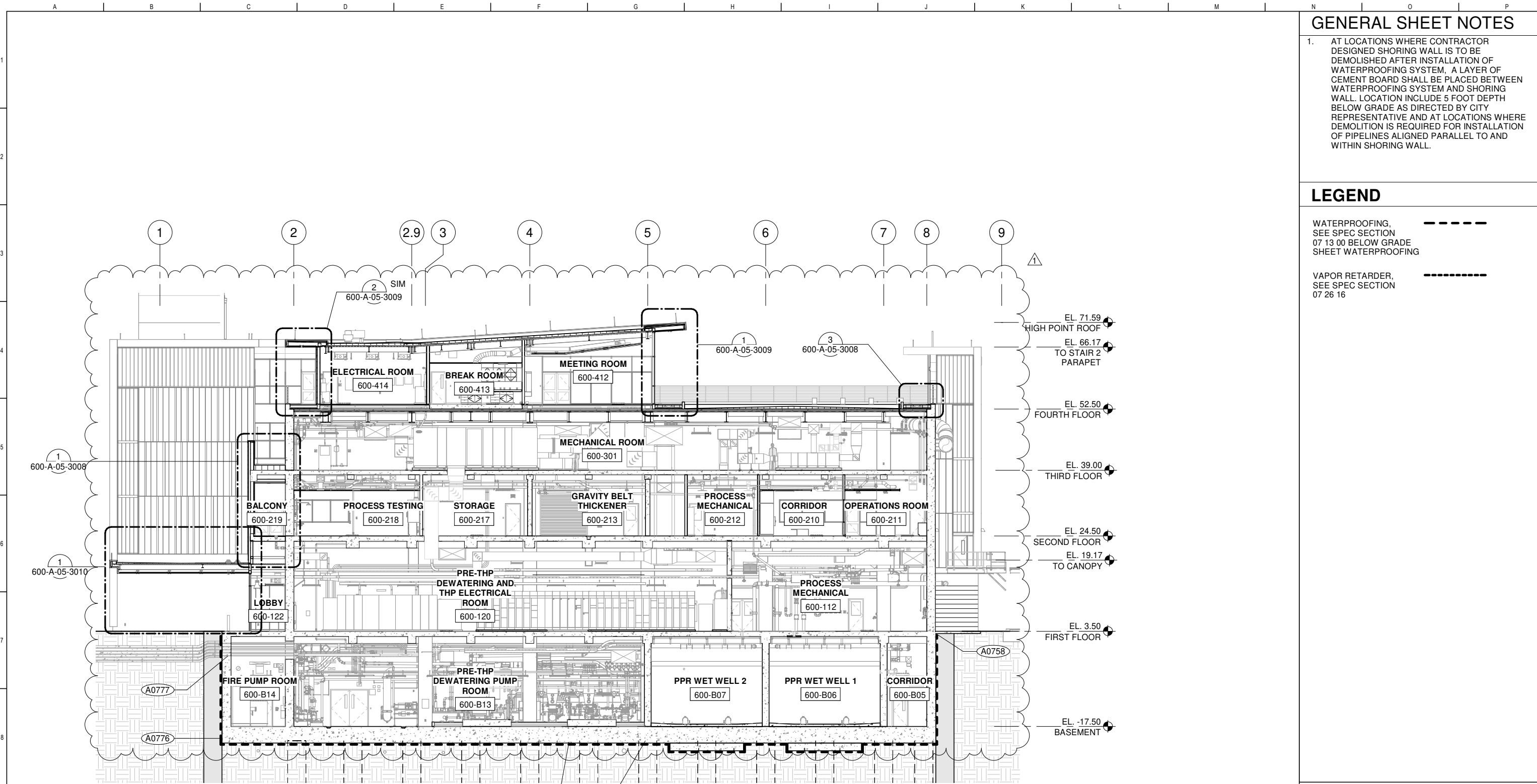
BIOSOLIDS DIGESTER FACILITIES PROJECT CONSULTANT TEAM			
PROJECT ENGINEER	D. GREEN	DRAWN	A. HARM
PROJECT MANAGER	T. STIGERS	DESIGNED	D. ELLIOT
APPROVED	J. MCGRAW	CHECKED	G. ROBLEY
DATE	12/03/20	REV #1	
NO.		DESCRIPTION	ALH BY JJM
REVISIONS			

CHECKED / APPROVED	DRAWN
SECTION MANAGER	DESIGNED
WWE O&M MANAGER	SCALE AS SHOWN
DATE	Dec 3, 2020
APPROVED	APPROVED
MANAGER, ENGINEERING MANAGEMENT BUREAU	WWE ENGINEERING MANAGER
PLAN NO.	DRAWING / FILE NO.
600-A-05-3001	1

FOR THE SOLE USE OF THE DOCUMENT RECIPIENT - DO NOT CITE, COPY, OR CIRCULATE WITHOUT THE EXPRESSED PERMISSION OF THE SFPUC.

FOR CONSTRUCTION
Scope II

ELEVATION DATUM
CITY



B SECTION
600-A-05-1001 SCALE: 3/32" = 1'-0"

GENERAL SHEET NOTES

1. AT LOCATIONS WHERE CONTRACTOR DESIGNED SHORING WALL IS TO BE DEMOLISHED AFTER INSTALLATION OF WATERPROOFING SYSTEM, A LAYER OF CEMENT BOARD SHALL BE PLACED BETWEEN WATERPROOFING SYSTEM AND SHORING WALL. LOCATION INCLUDE 5 FOOT DEPTH BELOW GRADE AS DIRECTED BY CITY REPRESENTATIVE AND AT LOCATIONS WHERE DEMOLITION IS REQUIRED FOR INSTALLATION OF PIPELINES ALIGNED PARALLEL TO AND WITHIN SHORING WALL.

LEGEND

- WATERPROOFING, SEE SPEC SECTION 07 13 00 BELOW GRADE SHEET WATERPROOFING
- VAPOR RETARDER, SEE SPEC SECTION 07 26 16

CONTRACT NO. WW-647R

CITY AND COUNTY OF SAN FRANCISCO
PUBLIC UTILITIES COMMISSION
INFRASTRUCTURE DIVISION
ENGINEERING MANAGEMENT BUREAU

SOUTHEAST WATER POLLUTION CONTROL PLANT
BIOSOLIDS DIGESTER FACILITIES PROJECT

600 - SOLIDS PRETREATMENT
BUILDING SECTION

BIOSOLIDS DIGESTER FACILITIES PROJECT
CONSULTANT TEAM



PROJECT ENGINEER D. GREEN	DRAWN A. HARM	CHECKED / APPROVED	DRAWN
PROJECT MANAGER T. STIGERS	DESIGNED D. ELLIOT	SECTION MANAGER	DESIGNED
APPROVED J. MCGRAW	CHECKED G. ROBLEY	WWE O&M MANAGER	SCALE AS SHOWN DATE Dec 3, 2020
APPROVED		APPROVED	

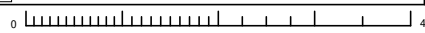


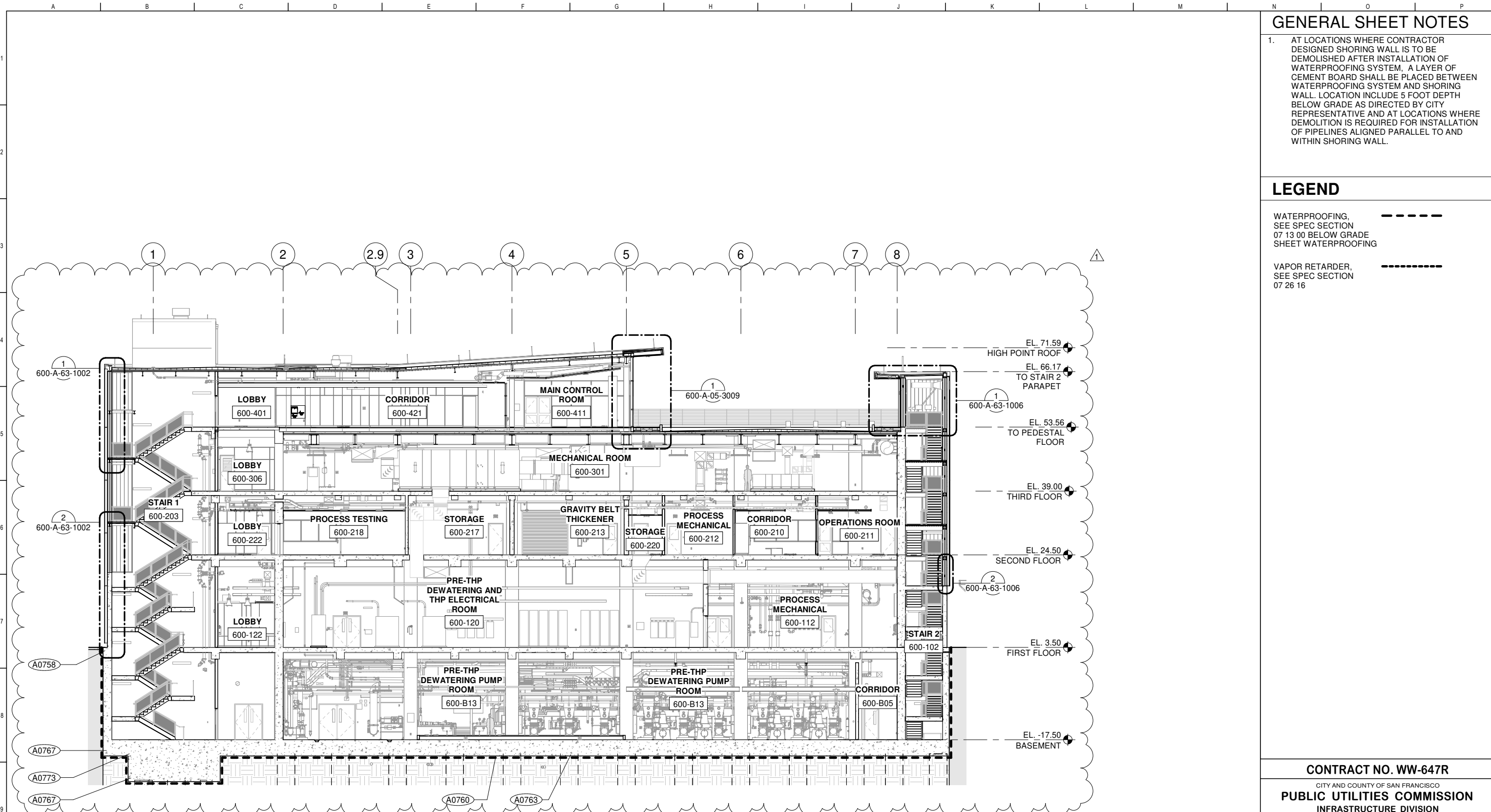
FOR THE SOLE USE OF THE DOCUMENT RECIPIENT - DO NOT CITE, COPY, OR CIRCULATE WITHOUT THE EXPRESSED PERMISSION OF THE SFPUC.

FOR CONSTRUCTION
Scope II

ELEVATION DATUM
CITY

MANAGER, ENGINEERING MANAGEMENT BUREAU	WWE ENGINEERING MANAGER
PLAN NO. 600-A-05-3002	DRAWING / FILE NO. 1





GENERAL SHEET NOTES

- AT LOCATIONS WHERE CONTRACTOR DESIGNED SHORING WALL IS TO BE DEMOLISHED AFTER INSTALLATION OF WATERPROOFING SYSTEM, A LAYER OF CEMENT BOARD SHALL BE PLACED BETWEEN WATERPROOFING SYSTEM AND SHORING WALL. LOCATION INCLUDE 5 FOOT DEPTH BELOW GRADE AS DIRECTED BY CITY REPRESENTATIVE AND AT LOCATIONS WHERE DEMOLITION IS REQUIRED FOR INSTALLATION OF PIPELINES ALIGNED PARALLEL TO AND WITHIN SHORING WALL.

LEGEND

- WATERPROOFING, SEE SPEC SECTION 07 13 00 BELOW GRADE SHEET WATERPROOFING
- VAPOR RETARDER, SEE SPEC SECTION 07 26 16

SECTION C
600-A-05-1001 SCALE: 3/32" = 1'-0"

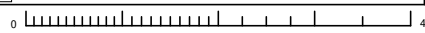
CONTRACT NO. WW-647R
CITY AND COUNTY OF SAN FRANCISCO
PUBLIC UTILITIES COMMISSION
INFRASTRUCTURE DIVISION
ENGINEERING MANAGEMENT BUREAU
SOUTHEAST WATER POLLUTION CONTROL PLANT
BIOSOLIDS DIGESTER FACILITIES PROJECT
600 - SOLIDS PRETREATMENT
BUILDING SECTION

BIOSOLIDS DIGESTER FACILITIES PROJECT CONSULTANT TEAM					
PROJECT ENGINEER	D. GREEN	DRAWN	A. HARM	CHECKED / APPROVED	DRAWN
PROJECT MANAGER	T. STIGERS	DESIGNED	D. ELLIOT	SECTION MANAGER	DESIGNED
APPROVED	J. MCGRAW	CHECKED	G. ROBLEY	WWE O&M MANAGER	SCALE AS SHOWN DATE Dec 3, 2020
				APPROVED MANAGER, ENGINEERING MANAGEMENT BUREAU 600-A-05-3003	
NO.	DATE	DESCRIPTION	ALH	JJM	REVISION
1	12/03/20	REV #1			1

FOR CONSTRUCTION
Scope II

FOR THE SOLE USE OF THE DOCUMENT RECIPIENT - DO NOT CITE, COPY, OR CIRCULATE WITHOUT THE EXPRESSED PERMISSION OF THE SFPUC.



ELEVATION DATUM
CITY

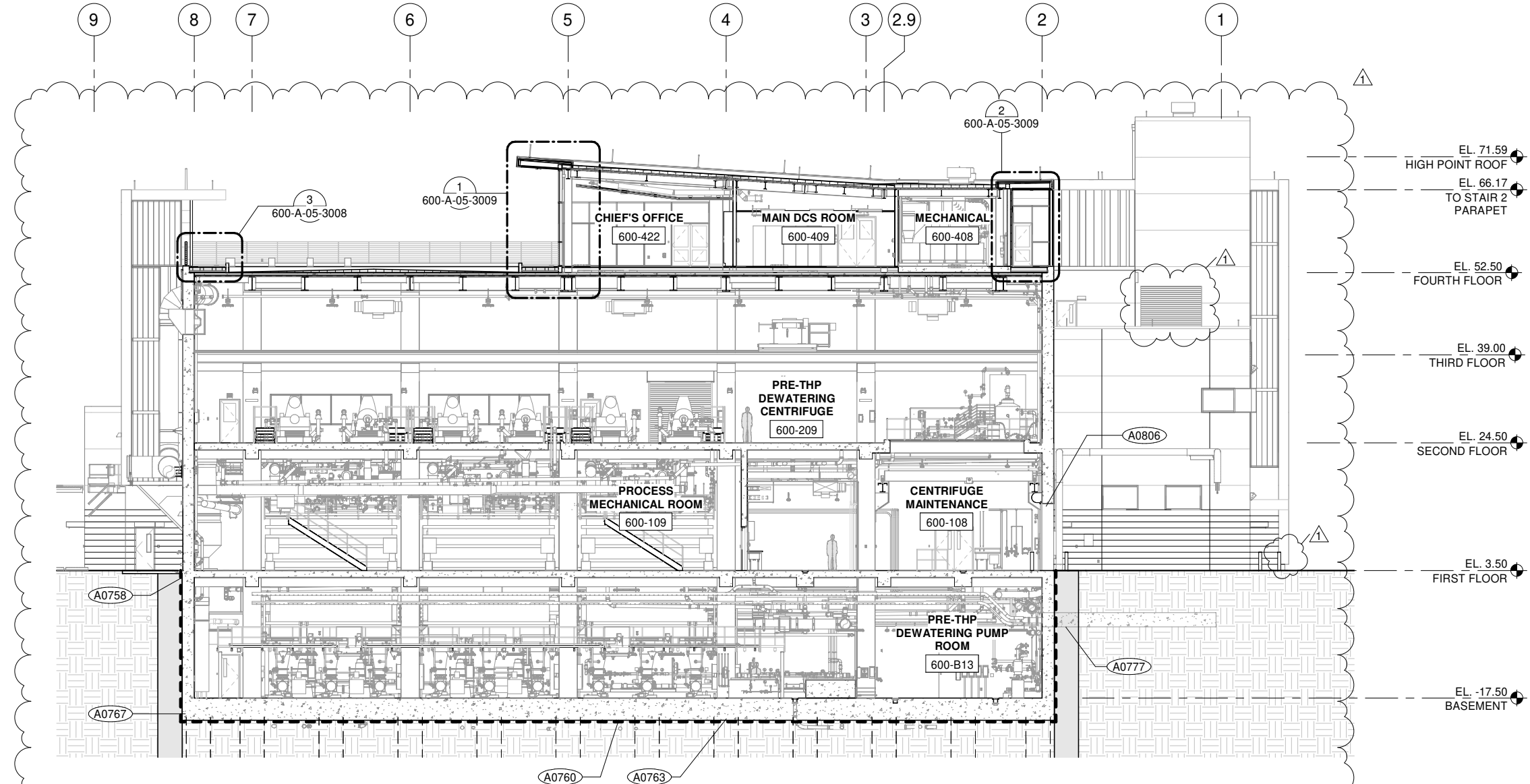


GENERAL SHEET NOTES

1. AT LOCATIONS WHERE CONTRACTOR DESIGNED SHORING WALL IS TO BE DEMOLISHED AFTER INSTALLATION OF WATERPROOFING SYSTEM, A LAYER OF CEMENT BOARD SHALL BE PLACED BETWEEN WATERPROOFING SYSTEM AND SHORING WALL. LOCATION INCLUDE 5 FOOT DEPTH BELOW GRADE AS DIRECTED BY CITY REPRESENTATIVE AND AT LOCATIONS WHERE DEMOLITION IS REQUIRED FOR INSTALLATION OF PIPELINES ALIGNED PARALLEL TO AND WITHIN SHORING WALL.

LEGEND



- WATERPROOFING, SEE SPEC SECTION 07 13 00 BELOW GRADE SHEET WATERPROOFING 
- VAPOR RETARDER, SEE SPEC SECTION 07 26 16 



D SECTION
600-A-05-1001 SCALE: 3/32" = 1'-0"

CONTRACT NO. WW-647R
CITY AND COUNTY OF SAN FRANCISCO
PUBLIC UTILITIES COMMISSION
INFRASTRUCTURE DIVISION
ENGINEERING MANAGEMENT BUREAU

SOUTHEAST WATER POLLUTION CONTROL PLANT
BIOSOLIDS DIGESTER FACILITIES PROJECT
600 - SOLIDS PRETREATMENT
BUILDING SECTION

BIOSOLIDS DIGESTER FACILITIES PROJECT CONSULTANT TEAM			
			
PROJECT ENGINEER D. GREEN	DRAWN A. HARM		
PROJECT MANAGER T. STIGERS	DESIGNED D. ELLIOT		
APPROVED J. MCGRAW	CHECKED G. ROBLEY		
NO.	DATE	DESCRIPTION	REVISIONS
1	12/03/20	REV #1	ALH JJM
			BY APP'D



FOR CONSTRUCTION
Scope II

FOR THE SOLE USE OF THE DOCUMENT
RECIPIENT - DO NOT CITE, COPY, OR
CIRCULATE WITHOUT THE EXPRESSED
PERMISSION OF THE SFPUC.



ELEVATION
DATUM
CITY

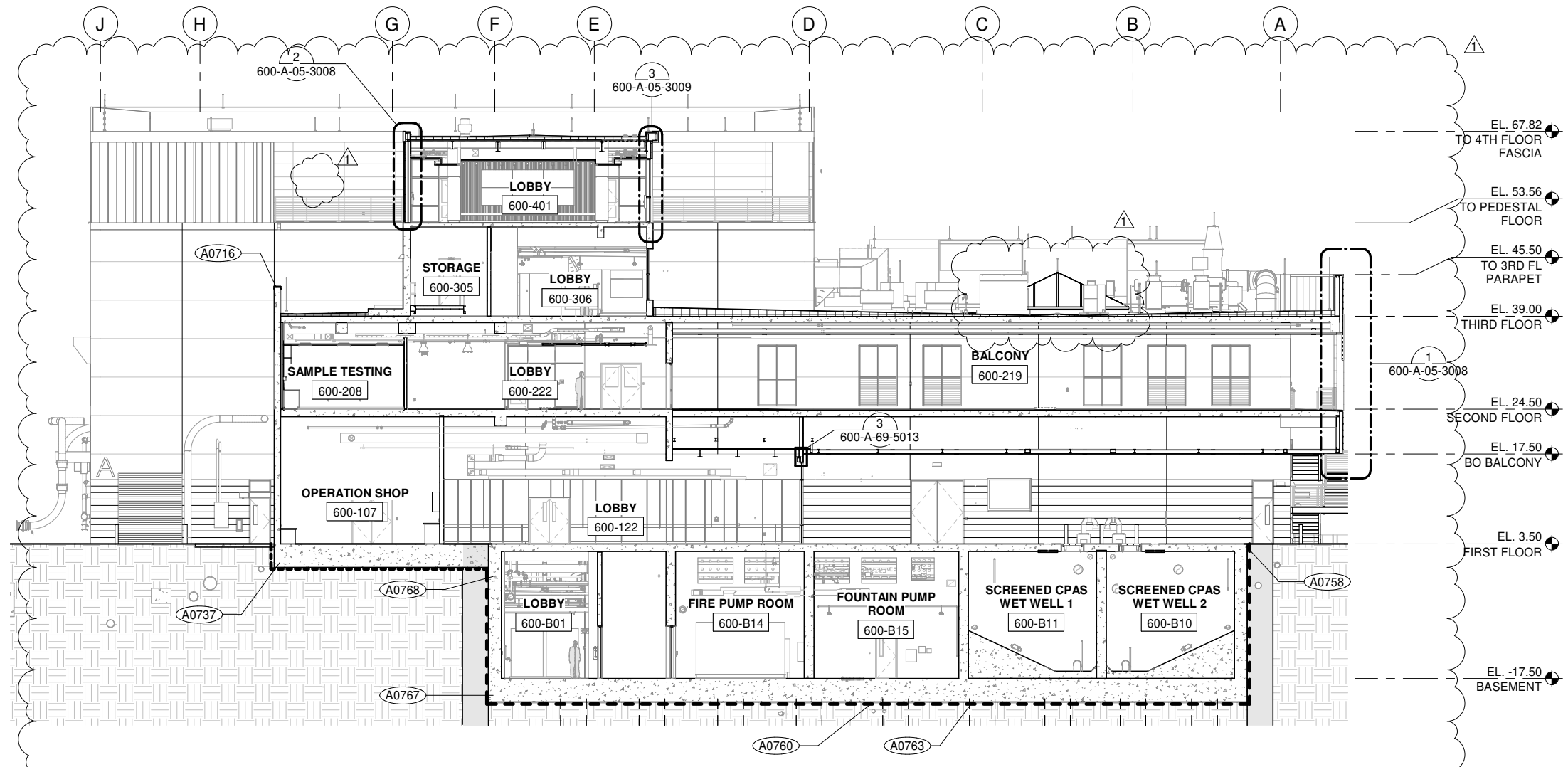
CHECKED / APPROVED	DRAWN
SECTION MANAGER	DESIGNED
WWE O&M MANAGER	SCALE AS SHOWN
	DATE Dec 3, 2020
APPROVED	APPROVED
MANAGER, ENGINEERING MANAGEMENT BUREAU	WWE ENGINEERING MANAGER
PLAN NO. 600-A-05-3004	DRAWING / FILE NO. 1

GENERAL SHEET NOTES

1. AT LOCATIONS WHERE CONTRACTOR DESIGNED SHORING WALL IS TO BE DEMOLISHED AFTER INSTALLATION OF WATERPROOFING SYSTEM, A LAYER OF CEMENT BOARD SHALL BE PLACED BETWEEN WATERPROOFING SYSTEM AND SHORING WALL. LOCATION INCLUDE 5 FOOT DEPTH BELOW GRADE AS DIRECTED BY CITY REPRESENTATIVE AND AT LOCATIONS WHERE DEMOLITION IS REQUIRED FOR INSTALLATION OF PIPELINES ALIGNED PARALLEL TO AND WITHIN SHORING WALL.


LEGEND

- WATERPROOFING, SEE SPEC SECTION 07 13 00 BELOW GRADE SHEET WATERPROOFING 
- VAPOR RETARDER, SEE SPEC SECTION 07 26 16 



SECTION
600-A-05-1001 SCALE: 3/32" = 1'-0"

CONTRACT NO. WW-647R
CITY AND COUNTY OF SAN FRANCISCO
PUBLIC UTILITIES COMMISSION
INFRASTRUCTURE DIVISION
ENGINEERING MANAGEMENT BUREAU
SOUTHEAST WATER POLLUTION CONTROL PLANT
BIOSOLIDS DIGESTER FACILITIES PROJECT
600 - SOLIDS PRETREATMENT
BUILDING SECTION



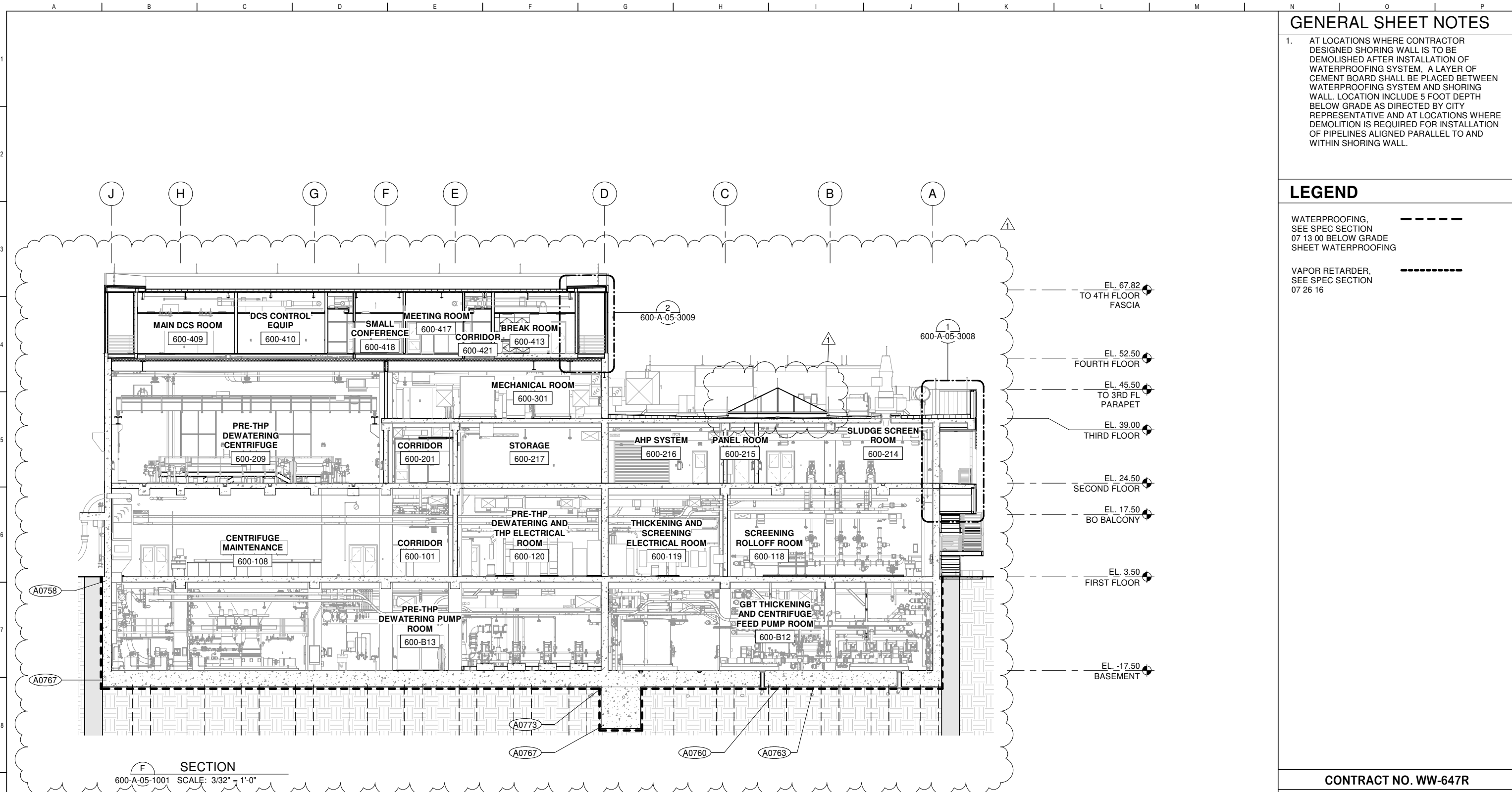
BIOSOLIDS DIGESTER FACILITIES PROJECT CONSULTANT TEAM			
PROJECT ENGINEER	D. GREEN	DRAWN	A. HARM
PROJECT MANAGER	T. STIGERS	DESIGNED	D. ELLIOT
APPROVED	J. MCGRAW	CHECKED	G. ROBLEY
NO.	DATE	DESCRIPTION	ALH BY JJM
12/03/20	REV #1		
REVISIONS			

CHECKED / APPROVED	DRAWN
SECTION MANAGER	DESIGNED
WWE O&M MANAGER	SCALE AS SHOWN
DATE	Dec 3, 2020
APPROVED	APPROVED
MANAGER, ENGINEERING MANAGEMENT BUREAU	WWE ENGINEERING MANAGER
PLAN NO.	DRAWING / FILE NO.
600-A-05-3005	1

FOR CONSTRUCTION
Scope II

FOR THE SOLE USE OF THE DOCUMENT
RECIPIENT - DO NOT CITE, COPY, OR
CIRCULATE WITHOUT THE EXPRESSED
PERMISSION OF THE SFPUC.

ELEVATION
DATUM
CITY



GENERAL SHEET NOTES


- AT LOCATIONS WHERE CONTRACTOR DESIGNED SHORING WALL IS TO BE DEMOLISHED AFTER INSTALLATION OF WATERPROOFING SYSTEM, A LAYER OF CEMENT BOARD SHALL BE PLACED BETWEEN WATERPROOFING SYSTEM AND SHORING WALL. LOCATION INCLUDE 5 FOOT DEPTH BELOW GRADE AS DIRECTED BY CITY REPRESENTATIVE AND AT LOCATIONS WHERE DEMOLITION IS REQUIRED FOR INSTALLATION OF PIPELINES ALIGNED PARALLEL TO AND WITHIN SHORING WALL.

LEGEND

- WATERPROOFING, SEE SPEC SECTION 07 13 00 BELOW GRADE SHEET WATERPROOFING
- VAPOR RETARDER, SEE SPEC SECTION 07 26 16

CONTRACT NO. WW-647R
 CITY AND COUNTY OF SAN FRANCISCO
PUBLIC UTILITIES COMMISSION
 INFRASTRUCTURE DIVISION
 ENGINEERING MANAGEMENT BUREAU
SOUTHEAST WATER POLLUTION CONTROL PLANT
BIOSOLIDS DIGESTER FACILITIES PROJECT
 600 - SOLIDS PRETREATMENT
BUILDING SECTION

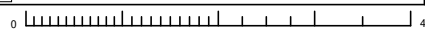
BIOSOLIDS DIGESTER FACILITIES PROJECT CONSULTANT TEAM			
PROJECT ENGINEER	D. GREEN	DRAWN	A. HARM
PROJECT MANAGER	T. STIGERS	DESIGNED	D. ELLIOT
APPROVED	J. MCGRAW	CHECKED	G. ROBLEY
NO.	DATE	DESCRIPTION	ALH BY
12/03/20	REV #1		JJM APPROD
MANAGER, ENGINEERING MANAGEMENT BUREAU		WWE ENGINEERING MANAGER	
PLAN NO. 600-A-05-3006		DRAWING / FILE NO. 1	

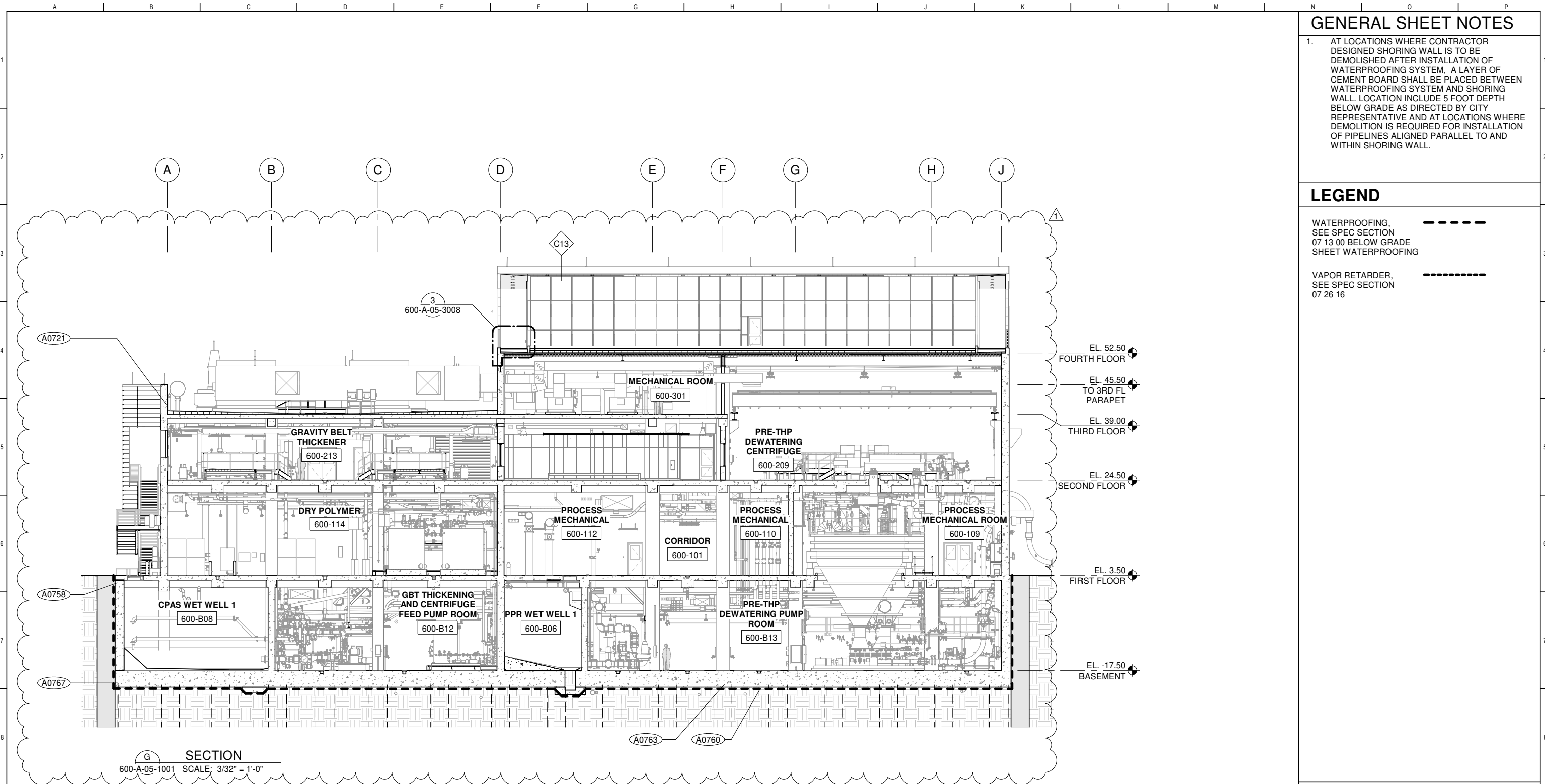


FOR CONSTRUCTION
 Scope II

FOR THE SOLE USE OF THE DOCUMENT RECIPIENT - DO NOT CITE, COPY, OR CIRCULATE WITHOUT THE EXPRESSED PERMISSION OF THE SFPUC.

ELEVATION DATUM
 CITY





SECTION
600-A-05-1001 SCALE: 3/32" = 1'-0"

GENERAL SHEET NOTES

- AT LOCATIONS WHERE CONTRACTOR DESIGNED SHORING WALL IS TO BE DEMOLISHED AFTER INSTALLATION OF WATERPROOFING SYSTEM, A LAYER OF CEMENT BOARD SHALL BE PLACED BETWEEN WATERPROOFING SYSTEM AND SHORING WALL. LOCATION INCLUDE 5 FOOT DEPTH BELOW GRADE AS DIRECTED BY CITY REPRESENTATIVE AND AT LOCATIONS WHERE DEMOLITION IS REQUIRED FOR INSTALLATION OF PIPELINES ALIGNED PARALLEL TO AND WITHIN SHORING WALL.

LEGEND

- WATERPROOFING, SEE SPEC SECTION 07 13 00 BELOW GRADE SHEET WATERPROOFING
- VAPOR RETARDER, SEE SPEC SECTION 07 26 16

CONTRACT NO. WW-647R

CITY AND COUNTY OF SAN FRANCISCO
PUBLIC UTILITIES COMMISSION
INFRASTRUCTURE DIVISION
ENGINEERING MANAGEMENT BUREAU

SOUTHEAST WATER POLLUTION CONTROL PLANT
BIOSOLIDS DIGESTER FACILITIES PROJECT

600 - SOLIDS PRETREATMENT
BUILDING SECTION

BIOSOLIDS DIGESTER FACILITIES PROJECT
CONSULTANT TEAM



PROJECT ENGINEER	D. GREEN	DRAWN	A. HARM
PROJECT MANAGER	T. STIGERS	DESIGNED	D. ELLIOT
APPROVED	J. MCGRAW	CHECKED	G. ROBLEY

CHECKED / APPROVED	DRAWN
SECTION MANAGER	DESIGNED
WWE O&M MANAGER	SCALE AS SHOWN DATE Dec 3, 2020
APPROVED	APPROVED

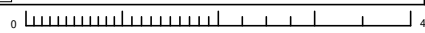
MANAGER, ENGINEERING MANAGEMENT BUREAU	WWE ENGINEERING MANAGER
PLAN NO.	DRAWING / FILE NO.
600-A-05-3007	1

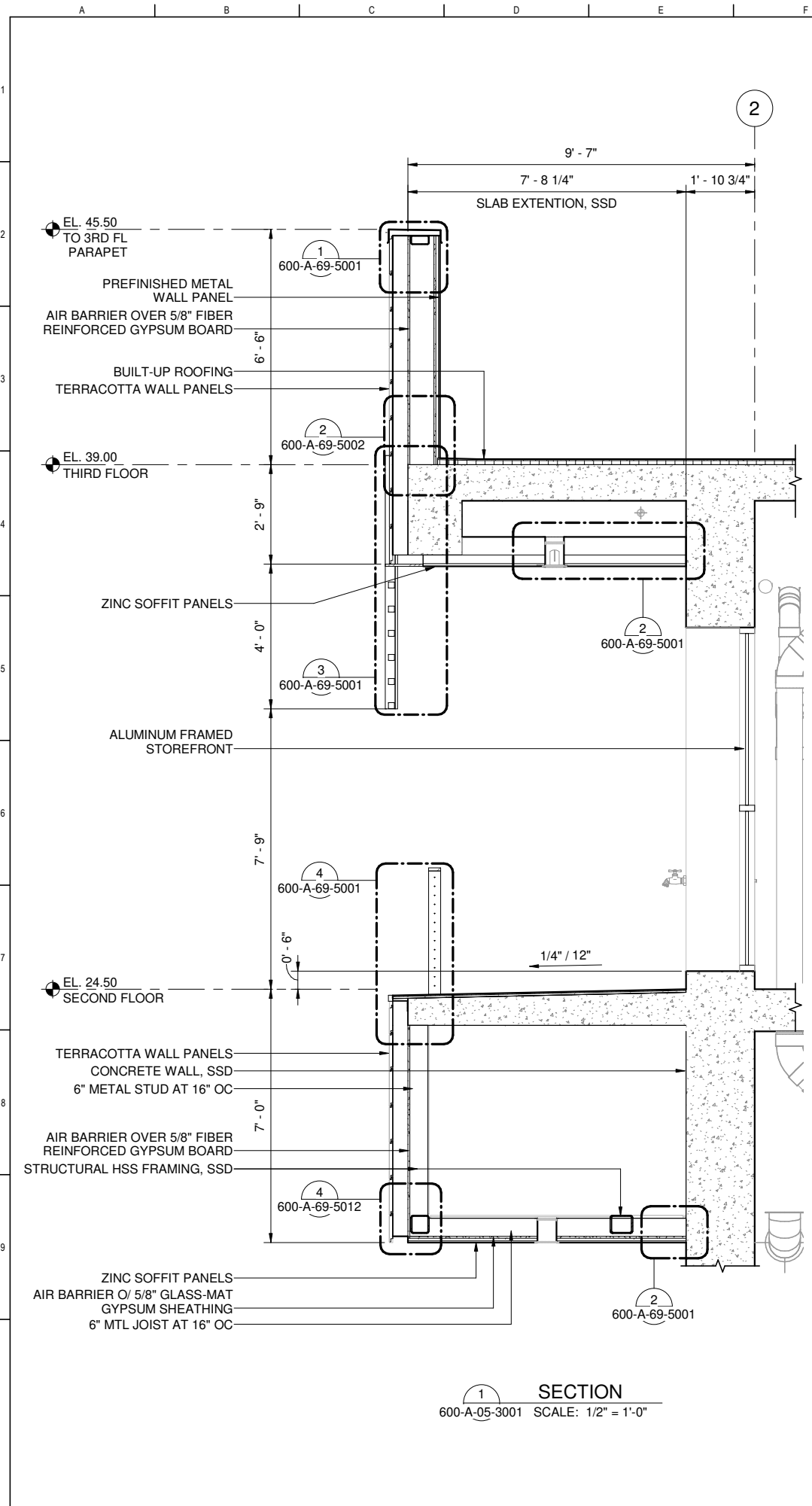


FOR CONSTRUCTION
Scope II

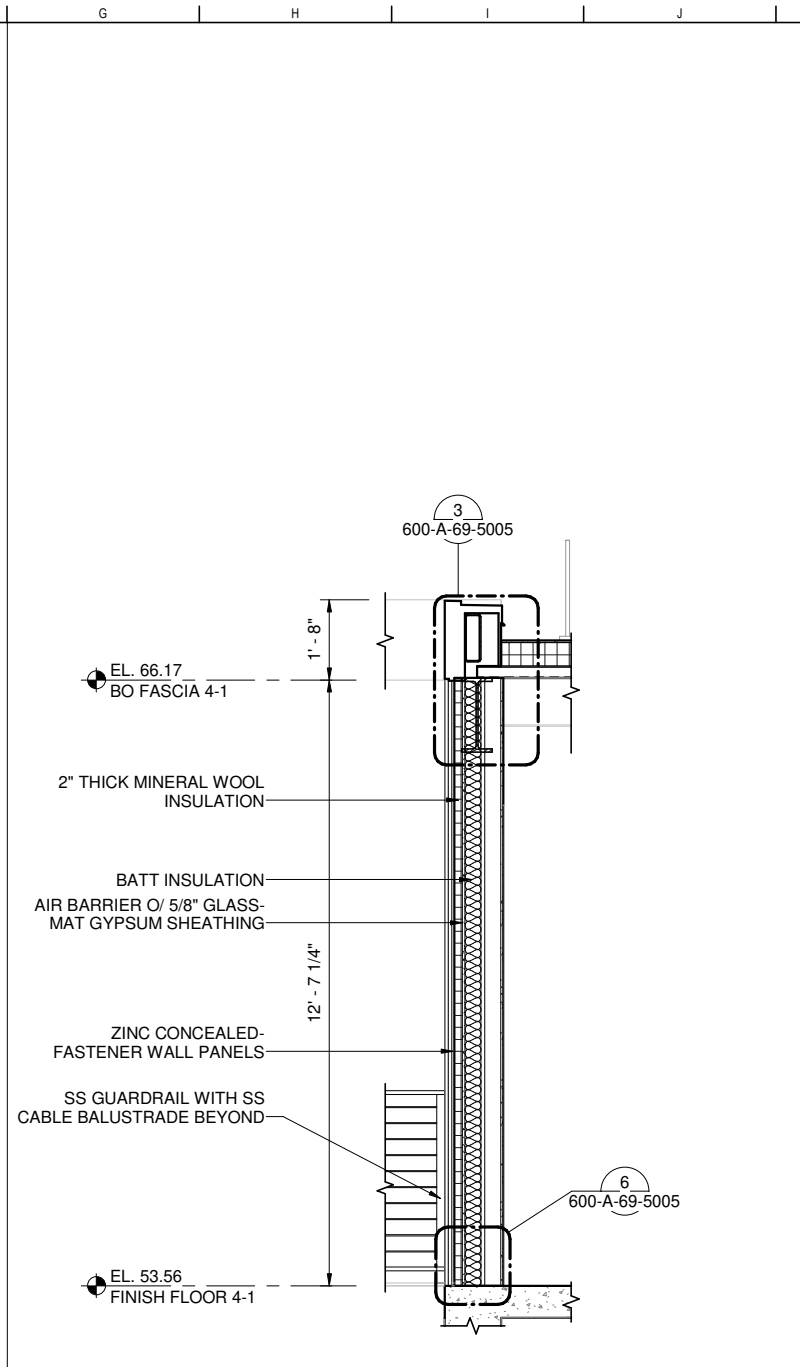
FOR THE SOLE USE OF THE DOCUMENT RECIPIENT - DO NOT CITE, COPY, OR CIRCULATE WITHOUT THE EXPRESSED PERMISSION OF THE SFPUC.

ELEVATION DATUM
CITY

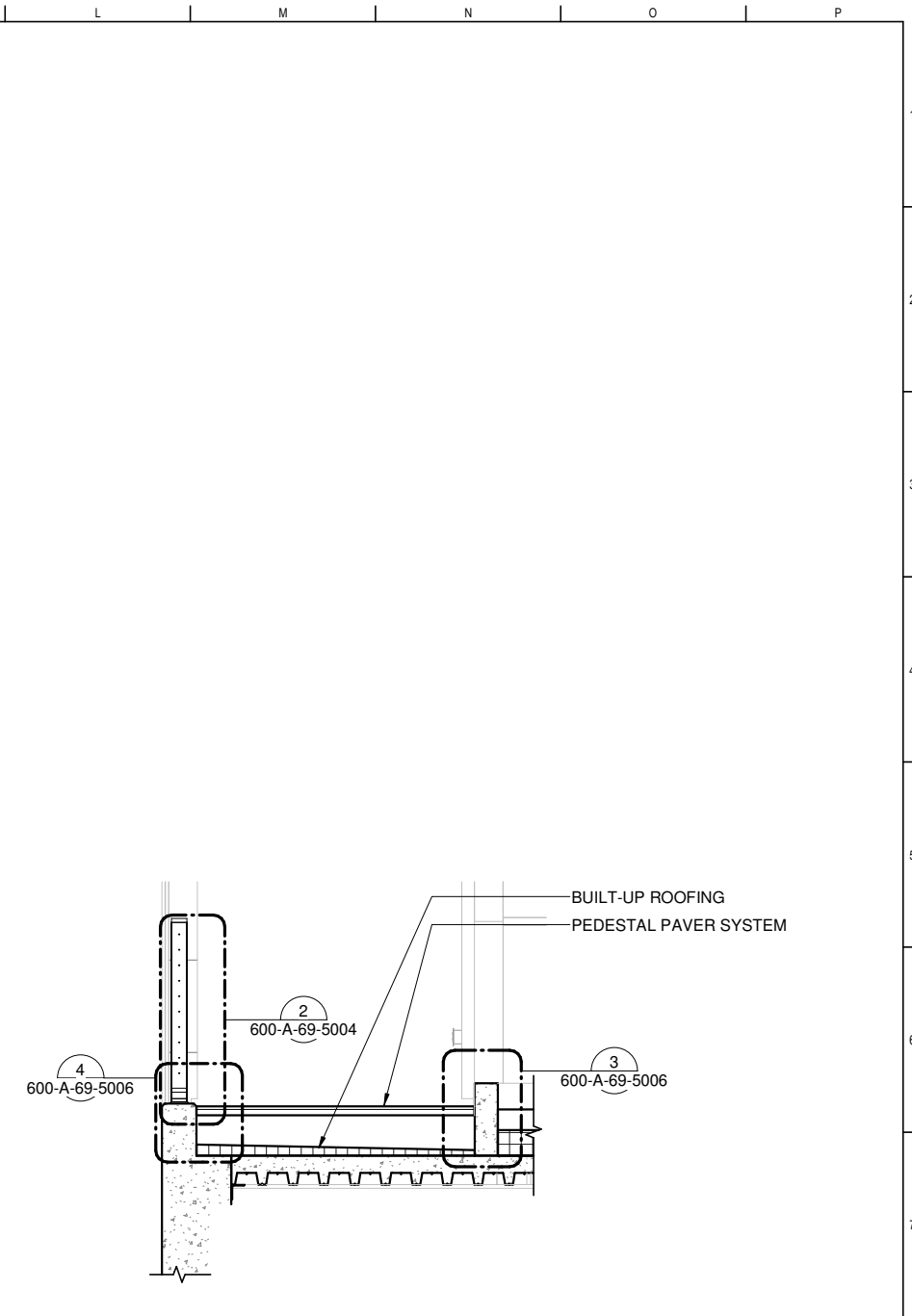




1 SECTION
600-A-05-3001 SCALE: 1/2" = 1'-0"



2 SECTION
600-A-05-3005 SCALE: 1/2" = 1'-0"



3 SECTION
600-A-05-3002 SCALE: 1/2" = 1'-0"

FOR CONSTRUCTION
Scope II

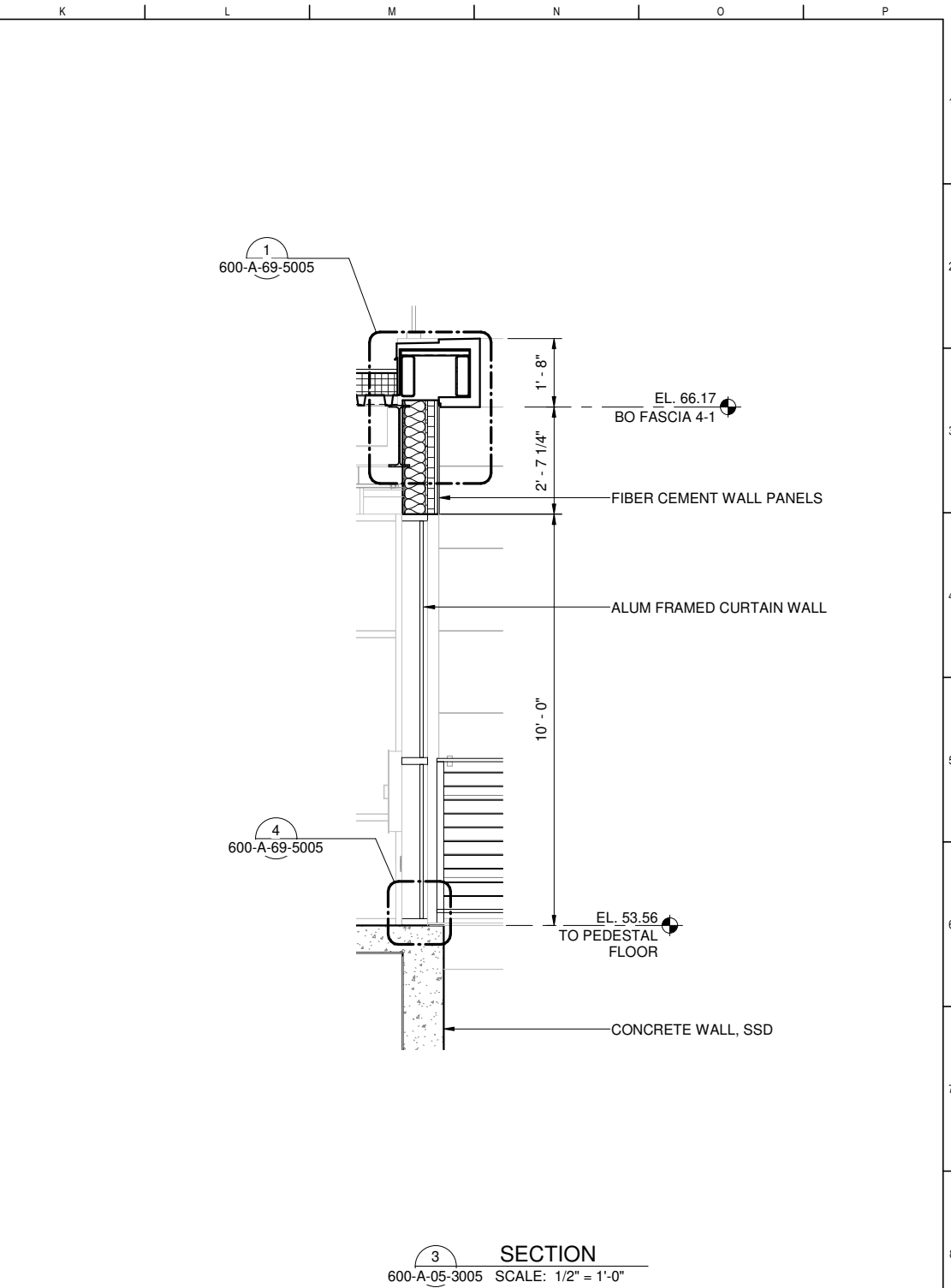
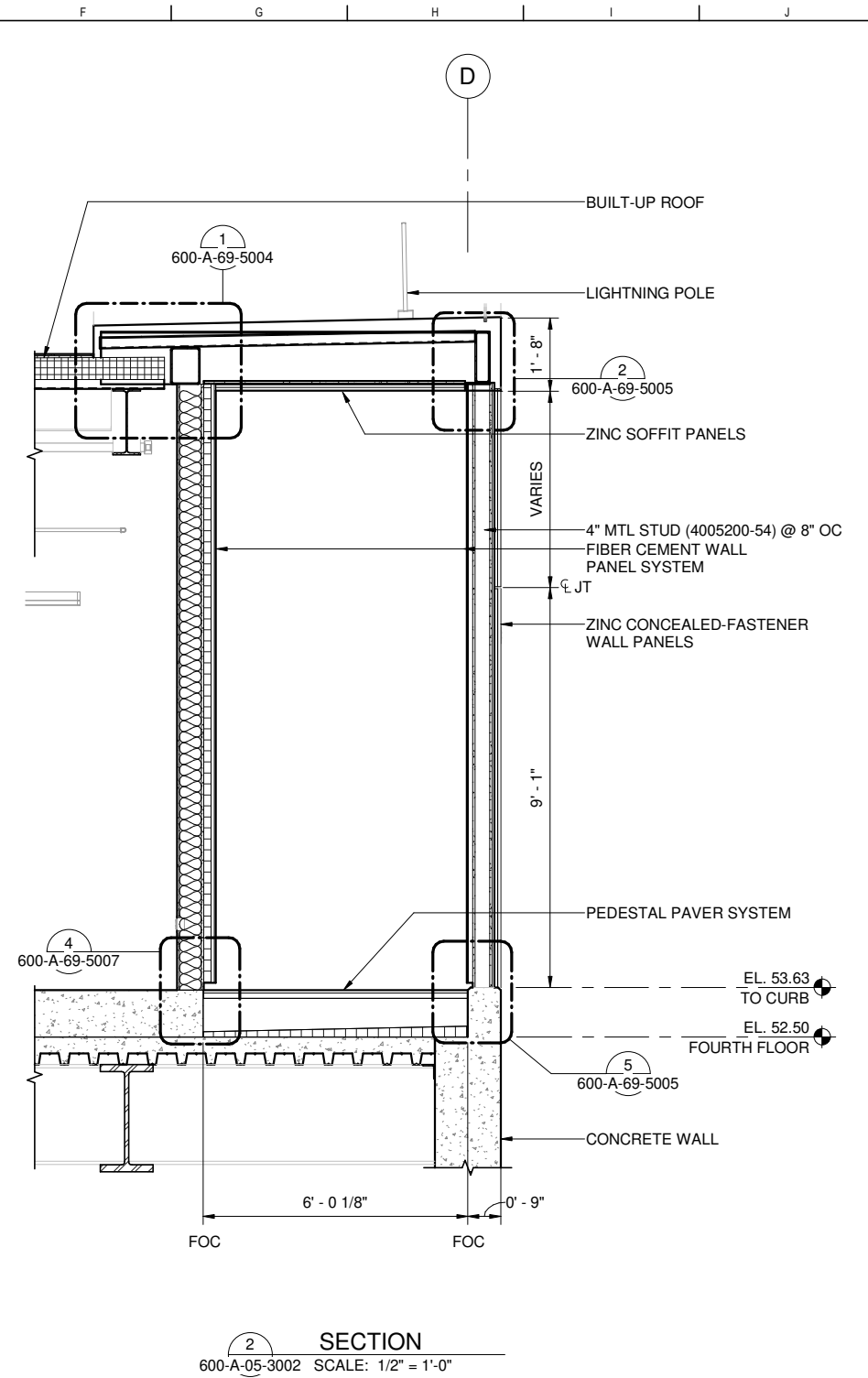
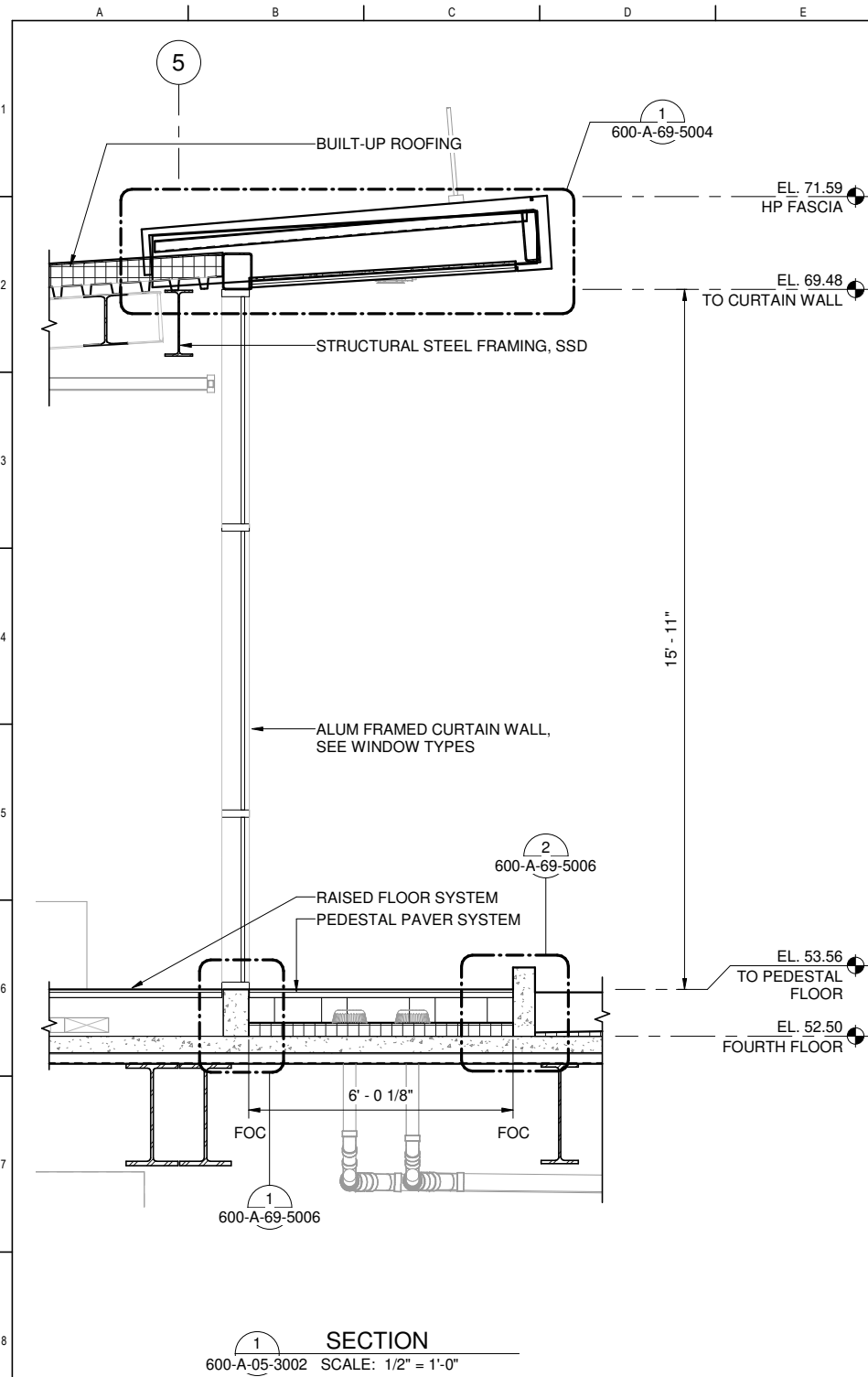
FOR THE SOLE USE OF THE DOCUMENT
RECIPIENT - DO NOT CITE, COPY, OR
CIRCULATE WITHOUT THE EXPRESSED
PERMISSION OF THE SFPUC.

ELEVATION
DATUM
CITY



BIOSOLIDS DIGESTER FACILITIES PROJECT CONSULTANT TEAM			
PROJECT ENGINEER	D. GREEN	DRAWN	A. HARM
PROJECT MANAGER	T. STIGERS	DESIGNED	D. ELLIOT
APPROVED	J. MCGRAW	CHECKED	G. ROBLEY
NO.	DATE	DESCRIPTION	BY
REVISIONS			

CONTRACT NO. WW-647R			
CITY AND COUNTY OF SAN FRANCISCO			
PUBLIC UTILITIES COMMISSION			
INFRASTRUCTURE DIVISION			
ENGINEERING MANAGEMENT BUREAU			
SOUTHEAST WATER POLLUTION CONTROL PLANT			
BIOSOLIDS DIGESTER FACILITIES PROJECT			
600 - SOLIDS PRETREATMENT			
WALL SECTION			
CHECKED / APPROVED	DRAWN		
PROJECT ENGINEER	DESIGNED		
SECTION MANAGER	SCALE	DATE	
WWE O&M MANAGER	AS SHOWN	Oct 1, 2020	
APPROVED	APPROVED		
MANAGER, ENGINEERING MANAGEMENT BUREAU	WWE ENGINEERING MANAGER		
PLAN NO.	DRAWING / FILE NO.	REVISION	
600-A-05-3008			



FOR CONSTRUCTION
Scope II

FOR THE SOLE USE OF THE DOCUMENT
RECIPIENT - DO NOT CITE, COPY, OR
CIRCULATE WITHOUT THE EXPRESSED
PERMISSION OF THE SFPUC.

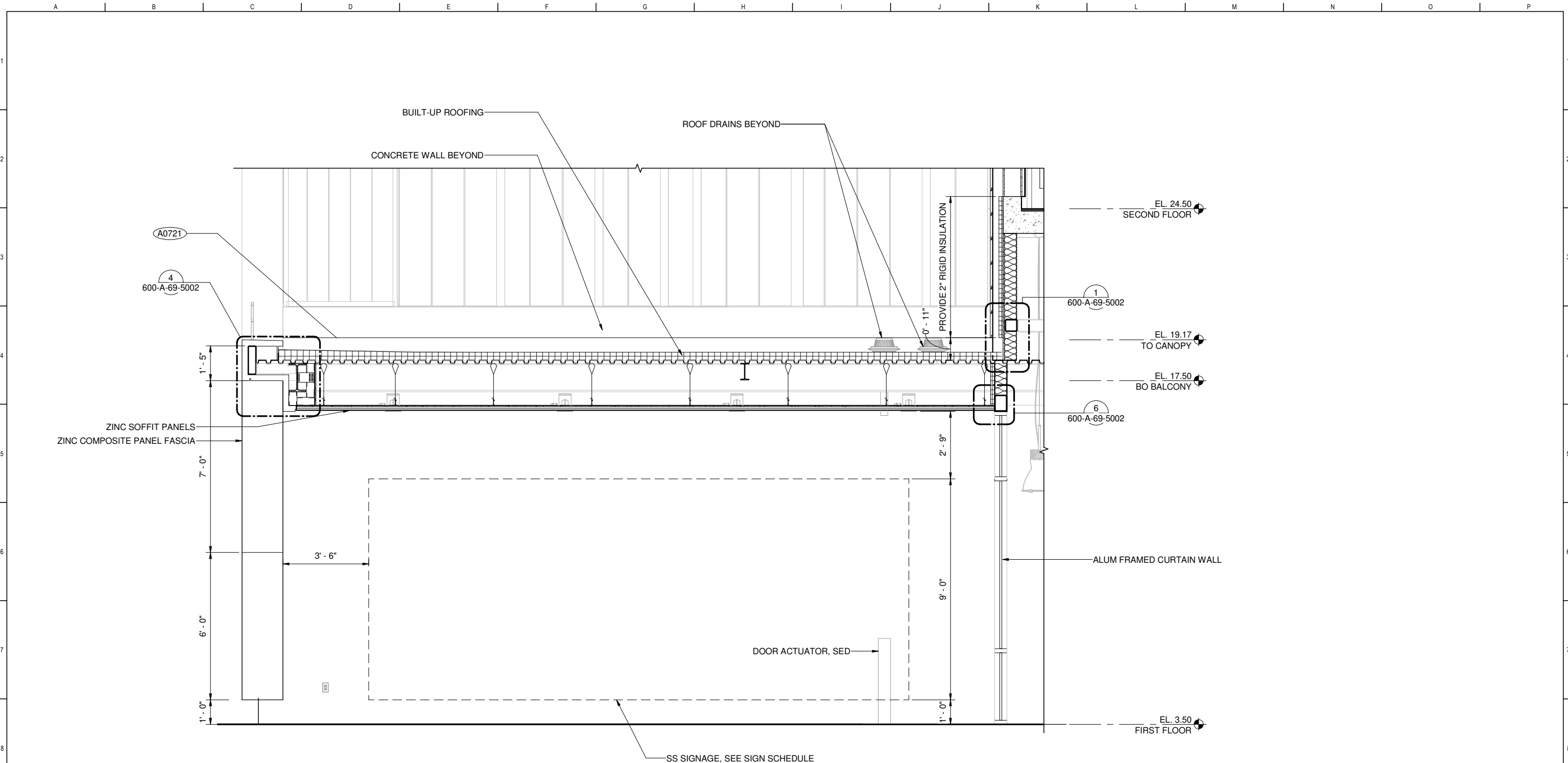
ELEVATION
DATUM
CITY



BIOSOLIDS DIGESTER FACILITIES PROJECT
CONSULTANT TEAM

PROJECT ENGINEER	D. GREEN	DRAWN	A. HARM
PROJECT MANAGER	T. STIGERS	DESIGNED	D. ELLIOT
APPROVED	J. MCGRAW	CHECKED	G. ROBLEY

CONTRACT NO. WW-647R			
CITY AND COUNTY OF SAN FRANCISCO			
PUBLIC UTILITIES COMMISSION			
INFRASTRUCTURE DIVISION			
ENGINEERING MANAGEMENT BUREAU			
SOUTHEAST WATER POLLUTION CONTROL PLANT			
BIOSOLIDS DIGESTER FACILITIES PROJECT			
600 - SOLIDS PRETREATMENT			
WALL SECTION			
CHECKED / APPROVED	DRAWN		
SECTION MANAGER	DESIGNED		
WWE O&M MANAGER	SCALE	DATE	
	AS SHOWN	Oct 1, 2020	
APPROVED	APPROVED		
MANAGER, ENGINEERING MANAGEMENT BUREAU	WWE ENGINEERING MANAGER		
PLAN NO.	DRAWING / FILE NO.	REVISION	
600-A-05-3009			



SECTION
600-A-05-3002 SCALE: 1/2" = 1'-0"

FOR CONSTRUCTION
Scope II

FOR THE SOLE USE OF THE DOCUMENT
RECIPIENT - DO NOT CITE, COPY, OR
CIRCULATE WITHOUT THE EXPRESSED
PERMISSION OF THE SFPUC.

ELEVATION
DATUM
CITY

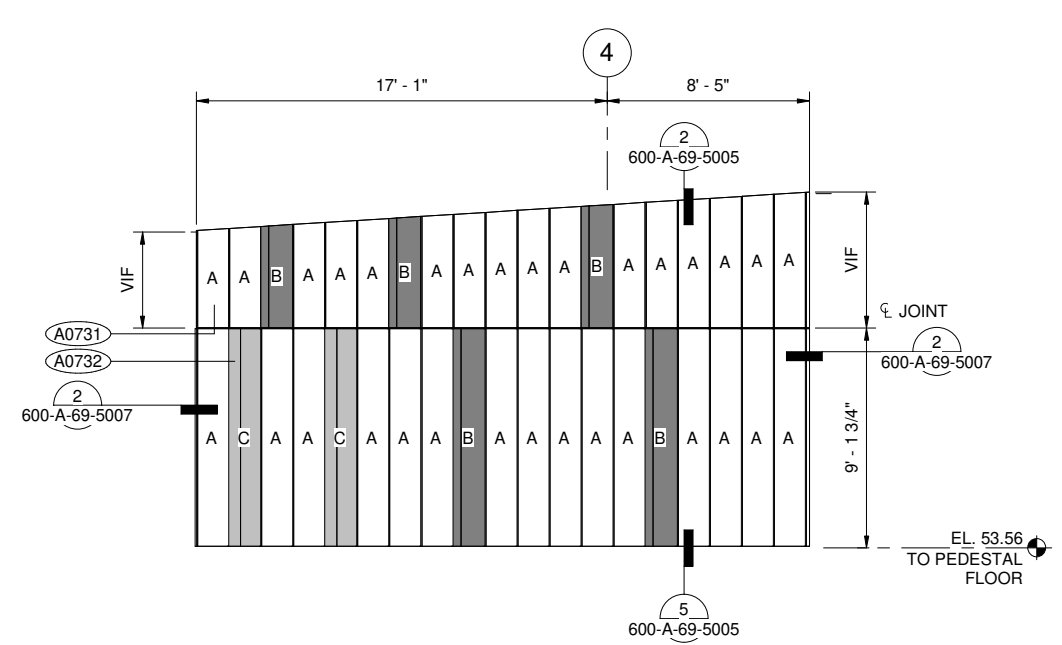


BIOSOLIDS DIGESTER FACILITIES PROJECT CONSULTANT TEAM			
PROJECT ENGINEER	D. GREEN	DRAWN	A. HARM
PROJECT MANAGER	T. STIGERS	DESIGNED	D. ELLIOT
APPROVED	J. MCGRAW	CHECKED	G. ROBLEY
NO.	DATE	DESCRIPTION	BY
REVISIONS			

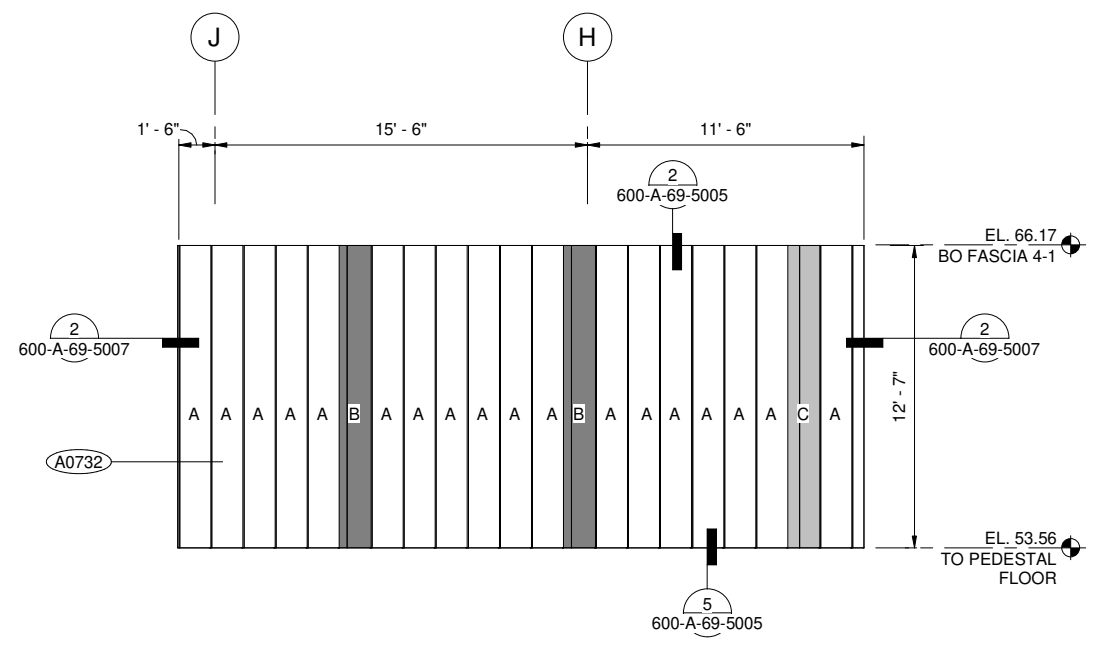
CONTRACT NO. WW-647R			
CITY AND COUNTY OF SAN FRANCISCO PUBLIC UTILITIES COMMISSION INFRASTRUCTURE DIVISION ENGINEERING MANAGEMENT BUREAU			
SOUTHEAST WATER POLLUTION CONTROL PLANT BIOSOLIDS DIGESTER FACILITIES PROJECT			
600 - SOLIDS PRETREATMENT			
WALL SECTION			
CHECKED / APPROVED	DRAWN		
SECTION MANAGER	DESIGNED		
WWE O&M MANAGER	SCALE	DATE	
	AS SHOWN	Oct 1, 2020	
APPROVED	APPROVED		
MANAGER, ENGINEERING MANAGEMENT BUREAU	WWE ENGINEERING MANAGER		
PLAN NO.	DRAWING / FILE NO.	REVISION	
600-A-05-3010			

GENERAL SHEET NOTES

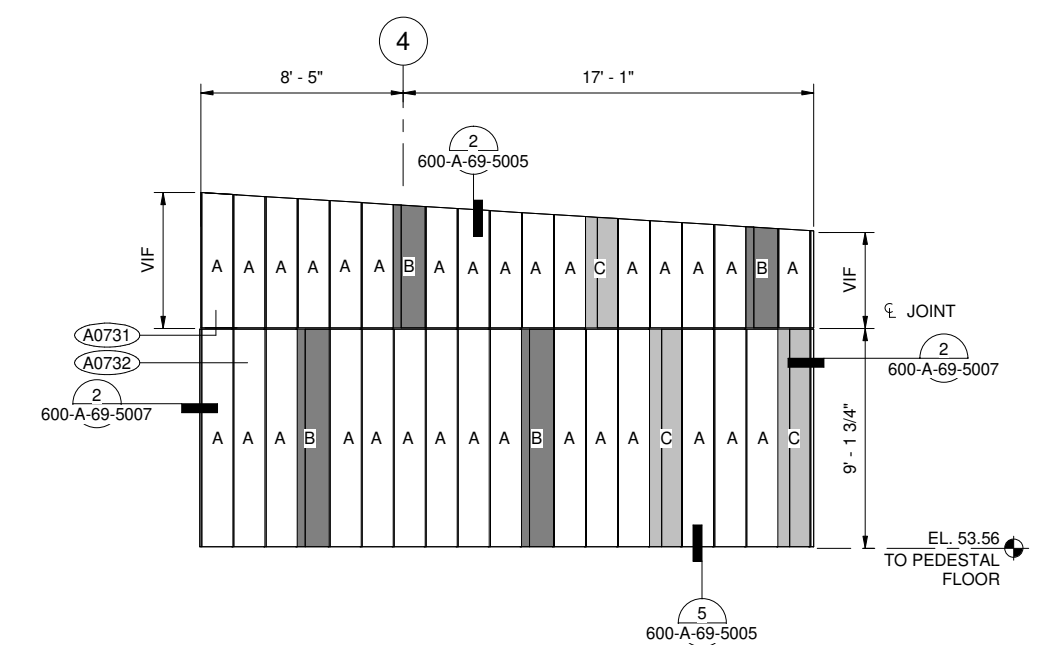
- FOR PANEL TYPES SEE A0730
- SEE ARCHITECTURAL FINISH SCHEDULES FOR ADDITIONAL FINISH INFORMATION



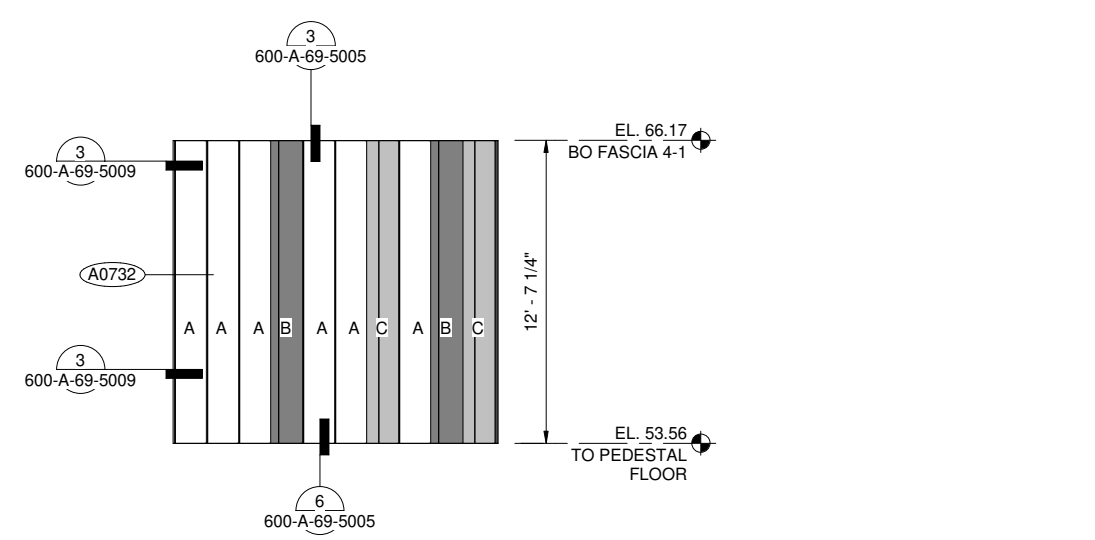
1 EAST (4TH FL BALCONY)
600-A-05-2002 SCALE: 1/4" = 1'-0"



2 SOUTH (4TH FL BALCONY)
600-A-05-2003 SCALE: 1/4" = 1'-0"




3 WEST (4TH FL BALCONY)
600-A-05-2004 SCALE: 1/4" = 1'-0"



4 WEST (4TH FL BALCONY)
600-A-05-2004 SCALE: 1/4" = 1'-0"

CONTRACT NO. WW-647R
CITY AND COUNTY OF SAN FRANCISCO
PUBLIC UTILITIES COMMISSION
INFRASTRUCTURE DIVISION
ENGINEERING MANAGEMENT BUREAU
SOUTHEAST WATER POLLUTION CONTROL PLANT
BIOSOLIDS DIGESTER FACILITIES PROJECT
600 - SOLIDS PRETREATMENT
CLADDING ELEVATIONS

BIOSOLIDS DIGESTER FACILITIES PROJECT CONSULTANT TEAM			
PROJECT ENGINEER	D. GREEN	DRAWN	A. HARM
PROJECT MANAGER	T. STIGERS	DESIGNED	D. ELLIOT
APPROVED	J. MCGRAW	CHECKED	G. ROBLEY
NO.	DATE	DESCRIPTION	BY
		REVISIONS	APPRD

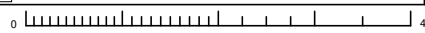


FOR CONSTRUCTION
Scope II

FOR THE SOLE USE OF THE DOCUMENT
RECIPIENT - DO NOT CITE, COPY, OR
CIRCULATE WITHOUT THE EXPRESSED
PERMISSION OF THE SFPUC.

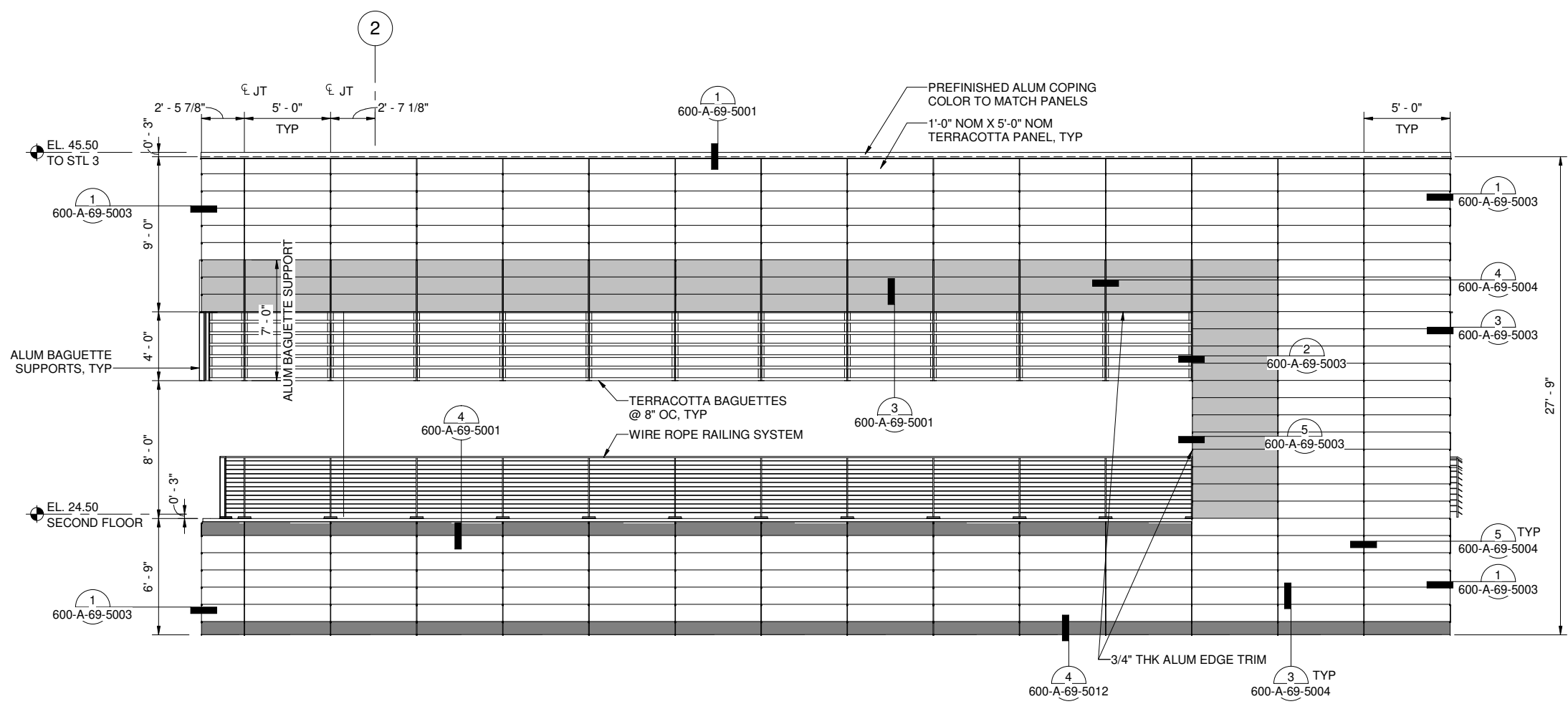
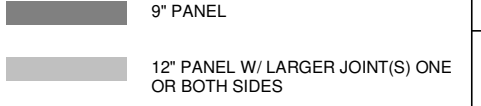
ELEVATION
DATUM
CITY

CHECKED / APPROVED	DRAWN
SECTION MANAGER	DESIGNED
WWE O&M MANAGER	SCALE AS SHOWN
DATE	Oct 1, 2020
APPROVED	APPROVED
MANAGER, ENGINEERING MANAGEMENT BUREAU	WWE ENGINEERING MANAGER
PLAN NO.	DRAWING / FILE NO.
600-A-05-4001	REVISION

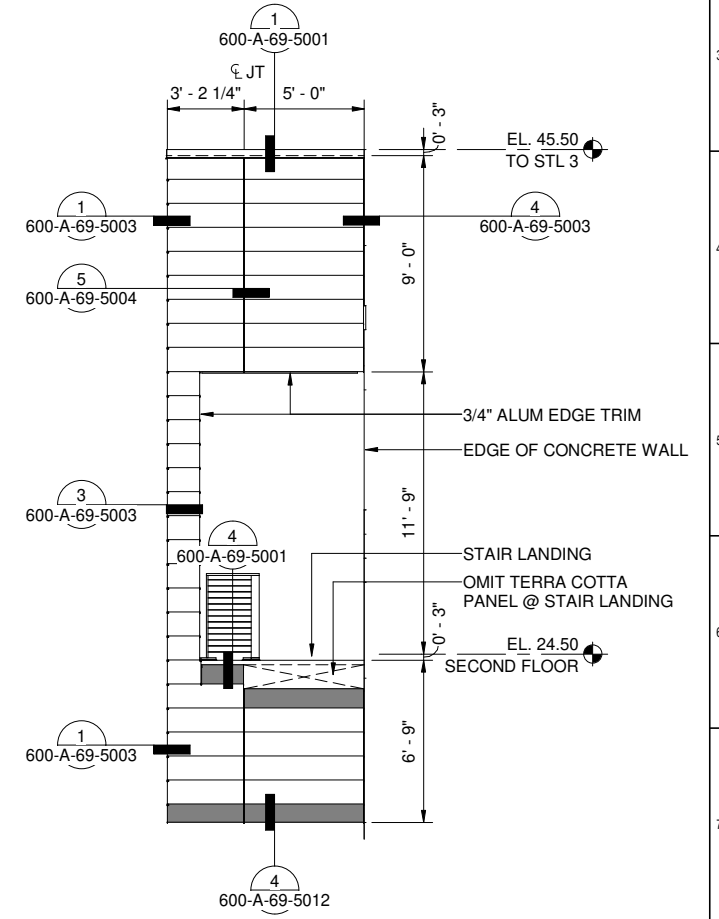


GENERAL SHEET NOTES

1. DIMENSIONS ARE TO THE NOMINAL HEIGHTS AND LENGTHS OF TERRACOTTA PANELS
2. ALL CORNER PANELS TO HAVE MITERED EDGE
3. SEE EXTERIOR FINISH SCHEDULE FOR MORE INFORMATION



1 EAST (2ND FL BALCONY)
600-A-05-2002 SCALE: 1/4" = 1'-0"



2 NORTH (2ND FL BALCONY)
600-A-05-2001 SCALE: 1/4" = 1'-0"


CONTRACT NO. WW-647R
CITY AND COUNTY OF SAN FRANCISCO
PUBLIC UTILITIES COMMISSION
INFRASTRUCTURE DIVISION
ENGINEERING MANAGEMENT BUREAU

SOUTHEAST WATER POLLUTION CONTROL PLANT
BIOSOLIDS DIGESTER FACILITIES PROJECT
600 - SOLIDS PRETREATMENT
CLADDING ELEVATIONS

CHECKED / APPROVED	DRAWN
SECTION MANAGER	DESIGNED
WWE O&M MANAGER	SCALE AS SHOWN
	DATE Oct 1, 2020
APPROVED	APPROVED
MANAGER, ENGINEERING MANAGEMENT BUREAU	WWE ENGINEERING MANAGER
PLAN NO. 600-A-05-4002	DRAWING / FILE NO.
	REVISION

BIOSOLIDS DIGESTER FACILITIES PROJECT
CONSULTANT TEAM

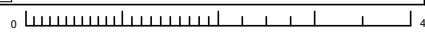
PROJECT ENGINEER	D. GREEN	DRAWN	A. HARM
PROJECT MANAGER	T. STIGERS	DESIGNED	D. ELLIOT
APPROVED	J. MCGRAW	CHECKED	G. ROBLEY



FOR CONSTRUCTION
Scope II

FOR THE SOLE USE OF THE DOCUMENT
RECIPIENT - DO NOT CITE, COPY, OR
CIRCULATE WITHOUT THE EXPRESSED
PERMISSION OF THE SFPUC.

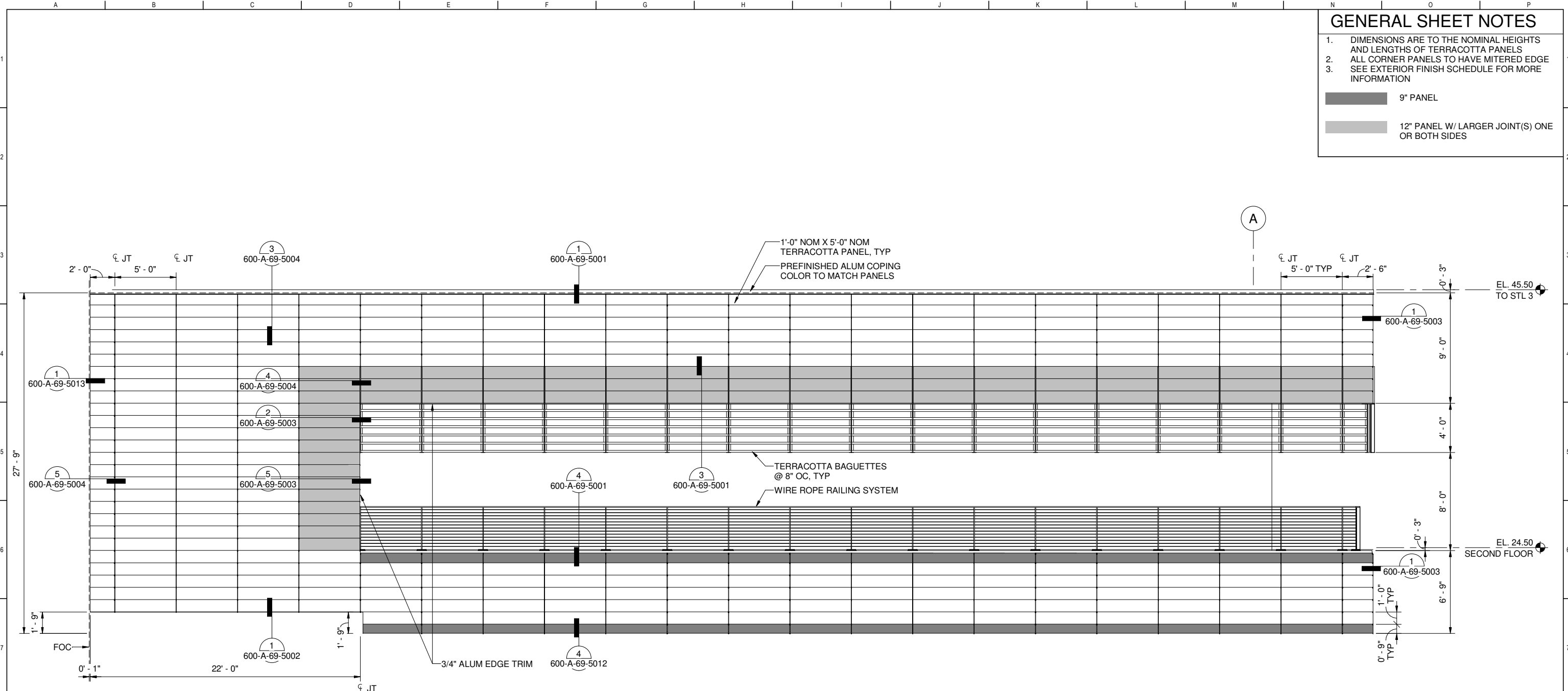
ELEVATION
DATUM
CITY



GENERAL SHEET NOTES

1. DIMENSIONS ARE TO THE NOMINAL HEIGHTS AND LENGTHS OF TERRACOTTA PANELS
2. ALL CORNER PANELS TO HAVE MITERED EDGE
3. SEE EXTERIOR FINISH SCHEDULE FOR MORE INFORMATION

9" PANEL
 12" PANEL W/ LARGER JOINT(S) ONE OR BOTH SIDES



1 SOUTH (2ND FL BALCONY)
600-A-05-2003 SCALE: 1/4" = 1'-0"

FOR CONSTRUCTION
Scope II

FOR THE SOLE USE OF THE DOCUMENT
RECIPIENT - DO NOT CITE, COPY, OR
CIRCULATE WITHOUT THE EXPRESSED
PERMISSION OF THE SFPUC.

ELEVATION
DATUM
CITY



BIOSOLIDS DIGESTER FACILITIES PROJECT
CONSULTANT TEAM

PROJECT ENGINEER	D. GREEN	DRAWN	A. HARM
PROJECT MANAGER	T. STIGERS	DESIGNED	D. ELLIOT
APPROVED	J. MCGRAW	CHECKED	G. ROBLEY

NO.	DATE	DESCRIPTION	BY	APPROV.
REVISIONS				

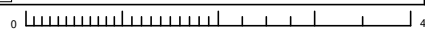
CONTRACT NO. WW-647R

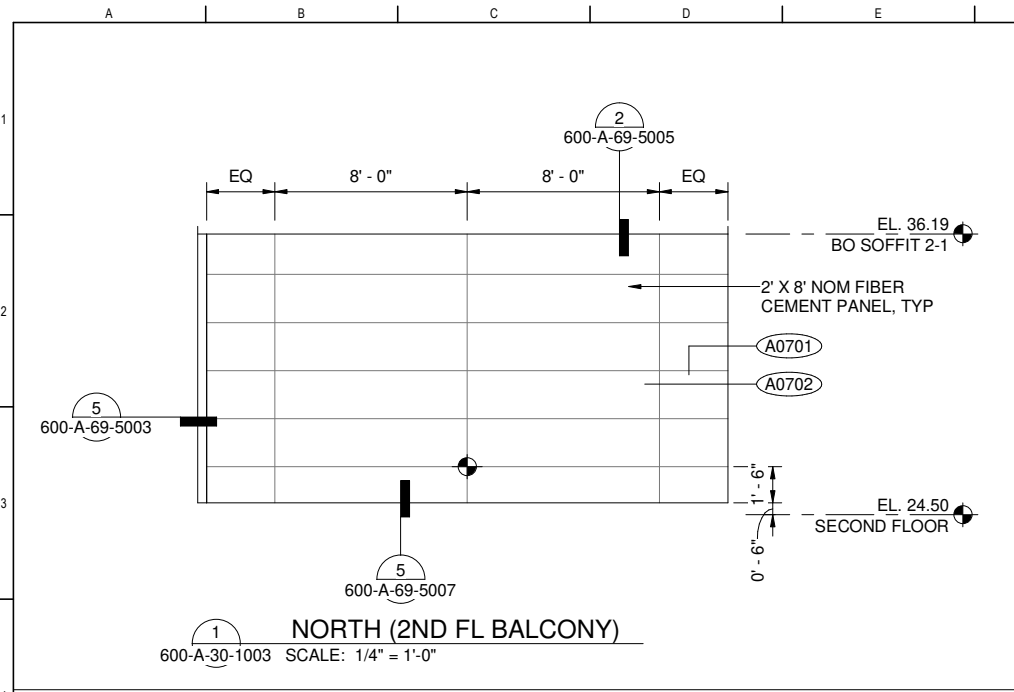
CITY AND COUNTY OF SAN FRANCISCO
PUBLIC UTILITIES COMMISSION
INFRASTRUCTURE DIVISION
ENGINEERING MANAGEMENT BUREAU

SOUTHEAST WATER POLLUTION CONTROL PLANT
BIOSOLIDS DIGESTER FACILITIES PROJECT

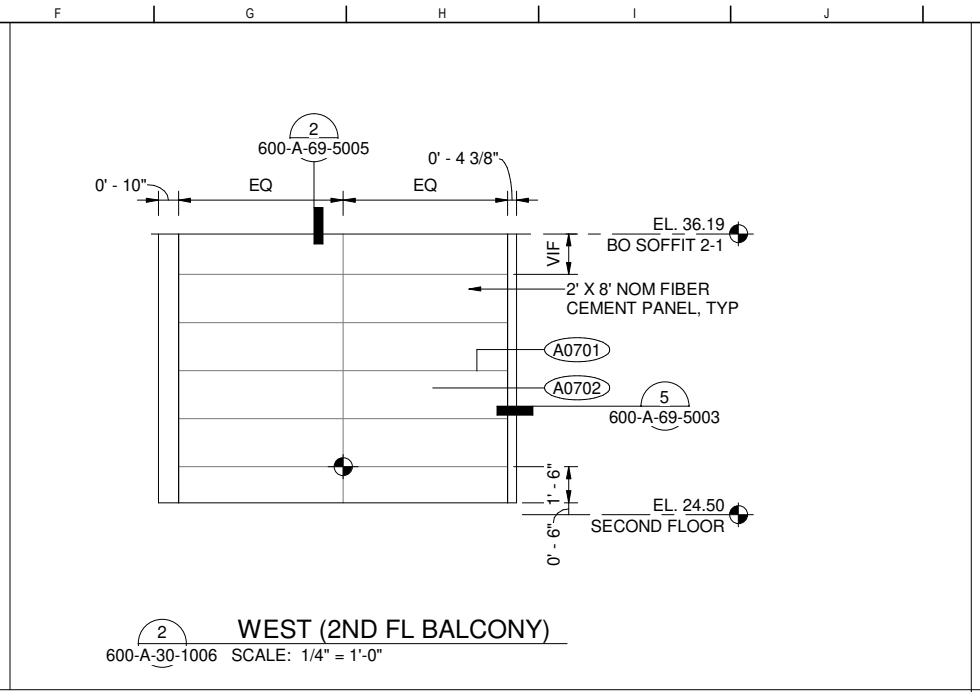
600 - SOLIDS PRETREATMENT
CLADDING ELEVATIONS

CHECKED / APPROVED	DRAWN
SECTION MANAGER	DESIGNED
WWE O&M MANAGER	SCALE AS SHOWN
	DATE Oct 1, 2020
APPROVED	APPROVED
MANAGER, ENGINEERING MANAGEMENT BUREAU	WWE ENGINEERING MANAGER
PLAN NO. 600-A-05-4003	DRAWING / FILE NO.
	REVISION

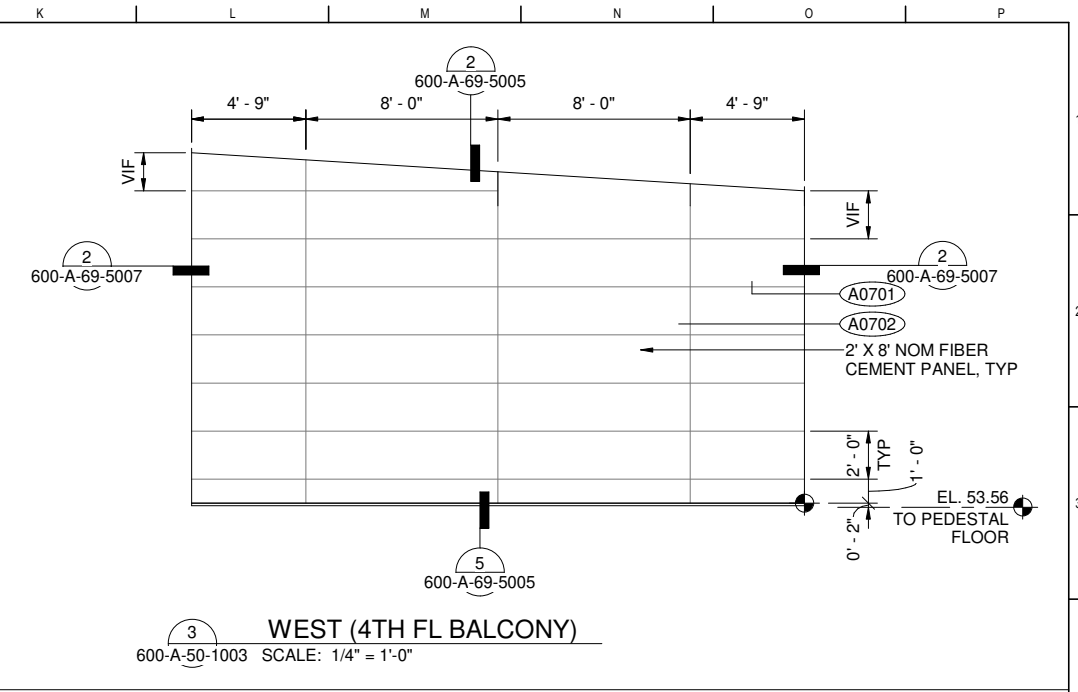




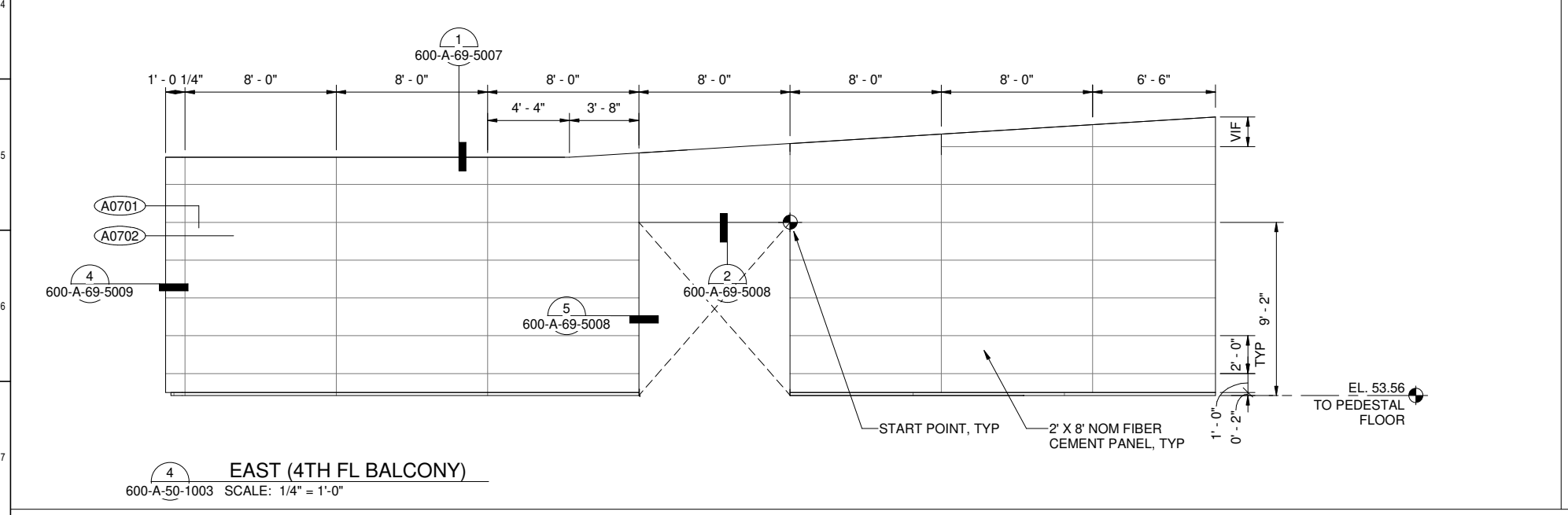
1 NORTH (2ND FL BALCONY)
600-A-30-1003 SCALE: 1/4" = 1'-0"



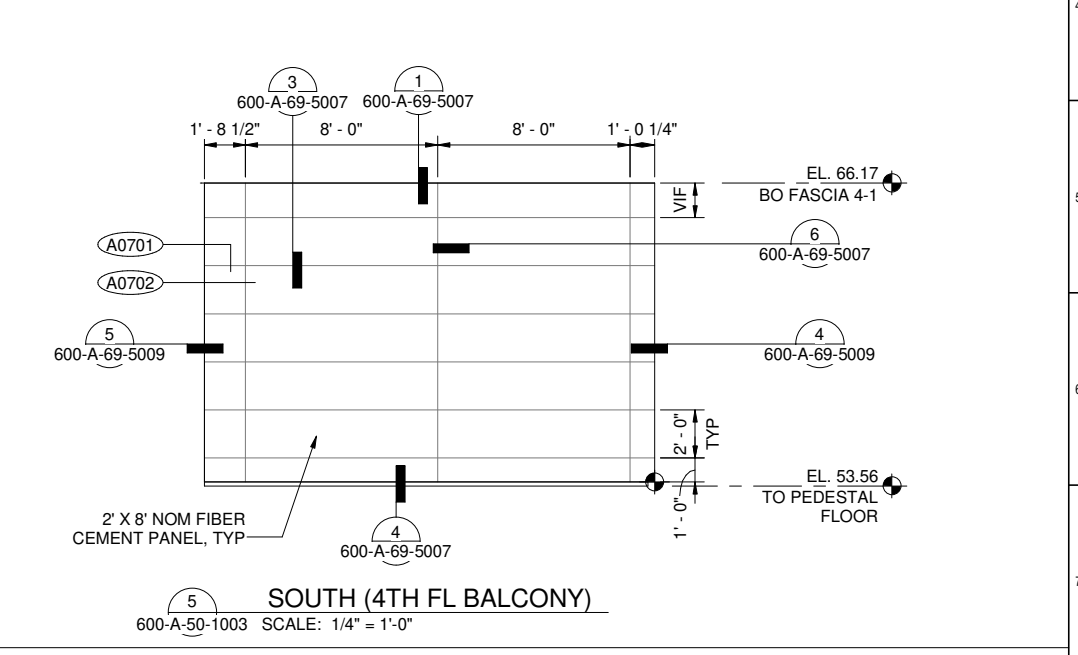
2 WEST (2ND FL BALCONY)
600-A-30-1006 SCALE: 1/4" = 1'-0"



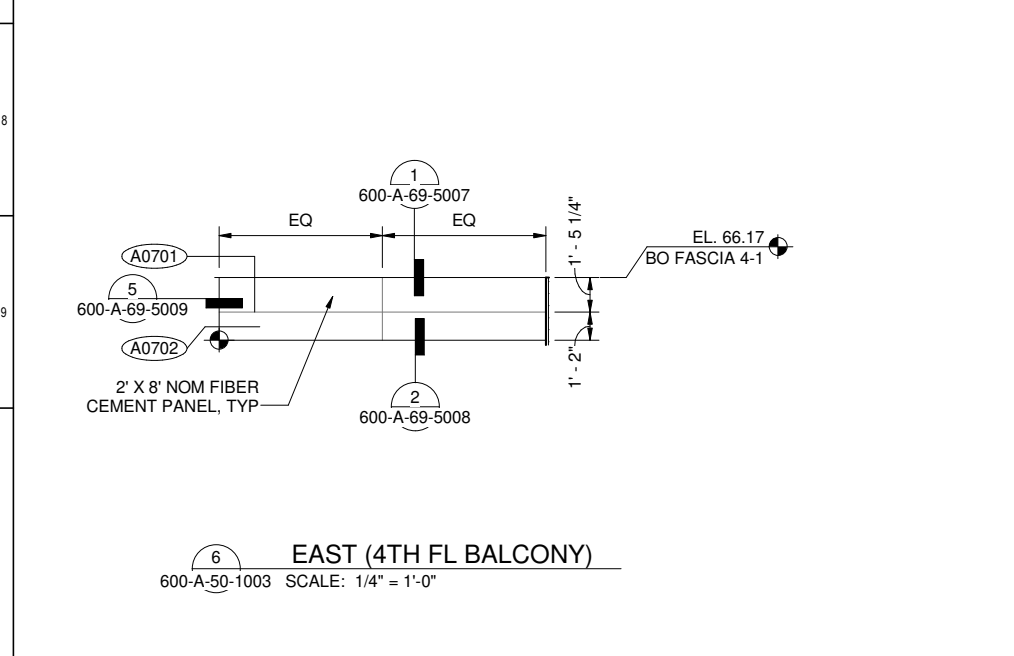
3 WEST (4TH FL BALCONY)
600-A-50-1003 SCALE: 1/4" = 1'-0"



4 EAST (4TH FL BALCONY)
600-A-50-1003 SCALE: 1/4" = 1'-0"



5 SOUTH (4TH FL BALCONY)
600-A-50-1003 SCALE: 1/4" = 1'-0"




6 EAST (4TH FL BALCONY)
600-A-50-1003 SCALE: 1/4" = 1'-0"

FOR CONSTRUCTION
Scope II

FOR THE SOLE USE OF THE DOCUMENT
RECIPIENT - DO NOT CITE, COPY, OR
CIRCULATE WITHOUT THE EXPRESSED
PERMISSION OF THE SFPUC.

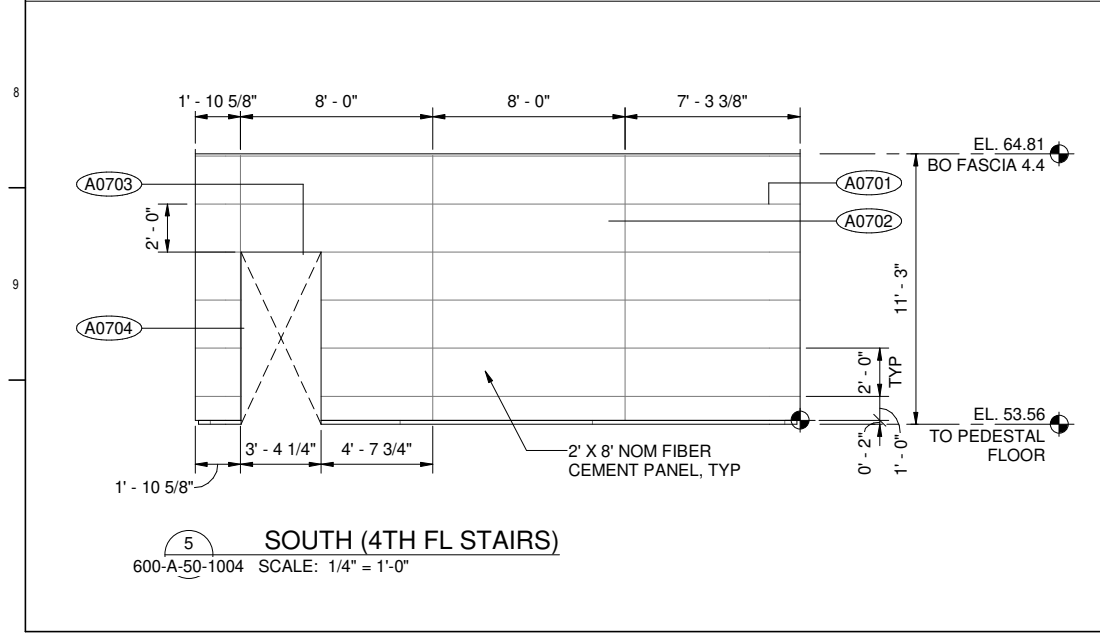
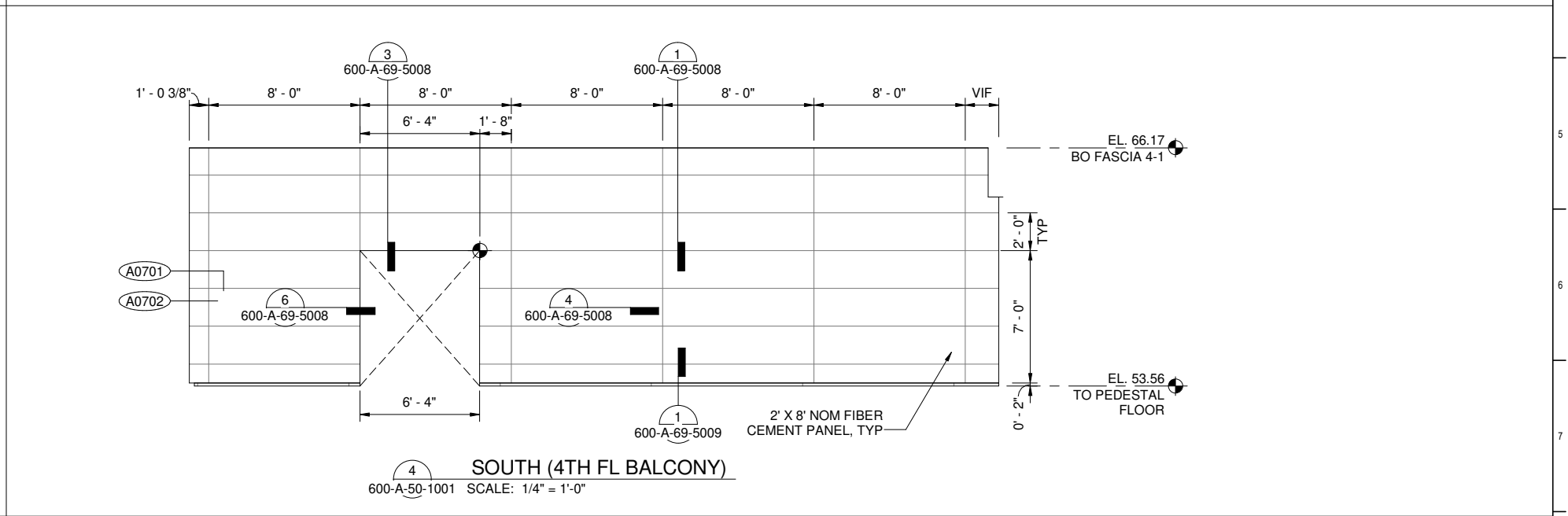
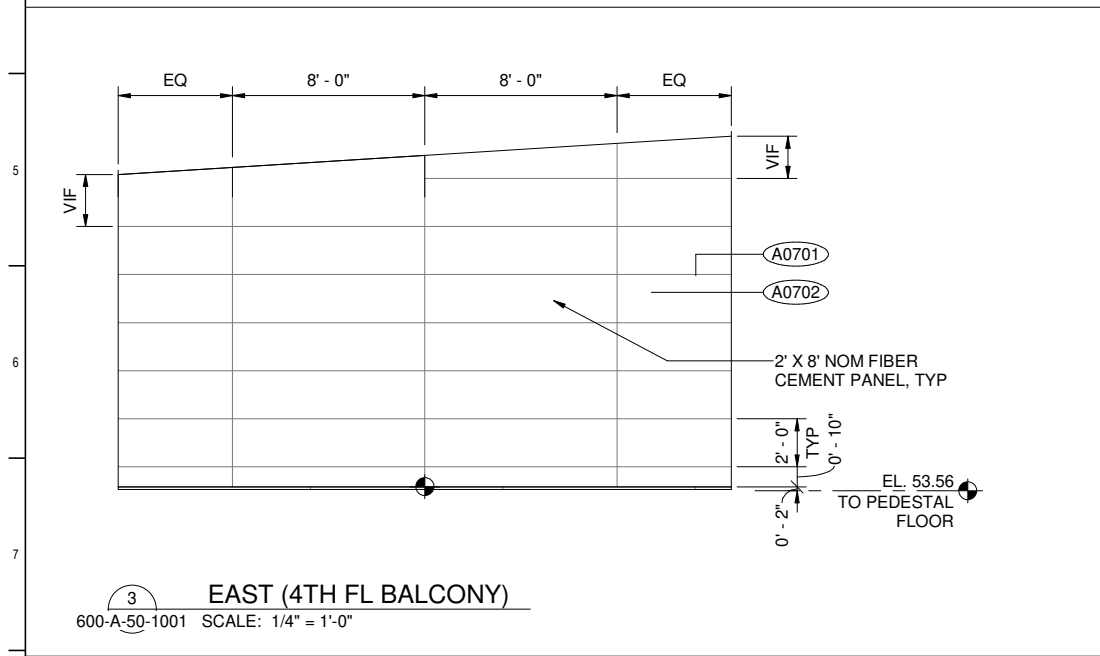
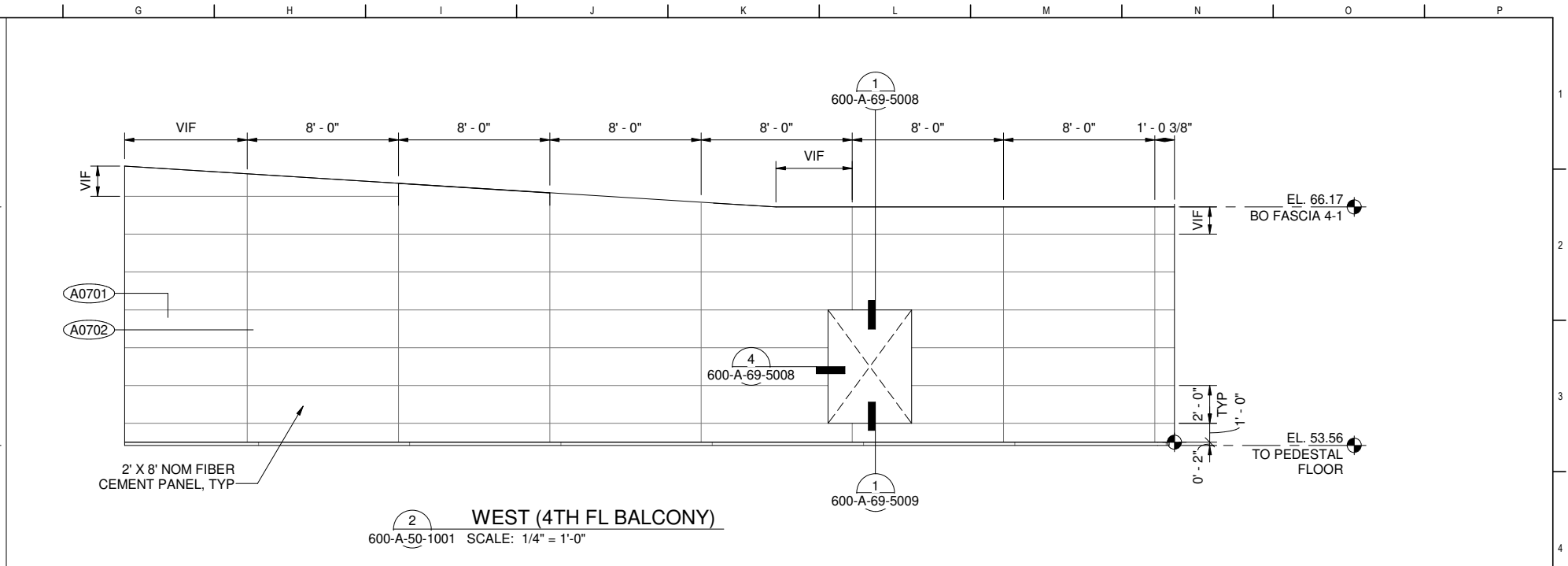
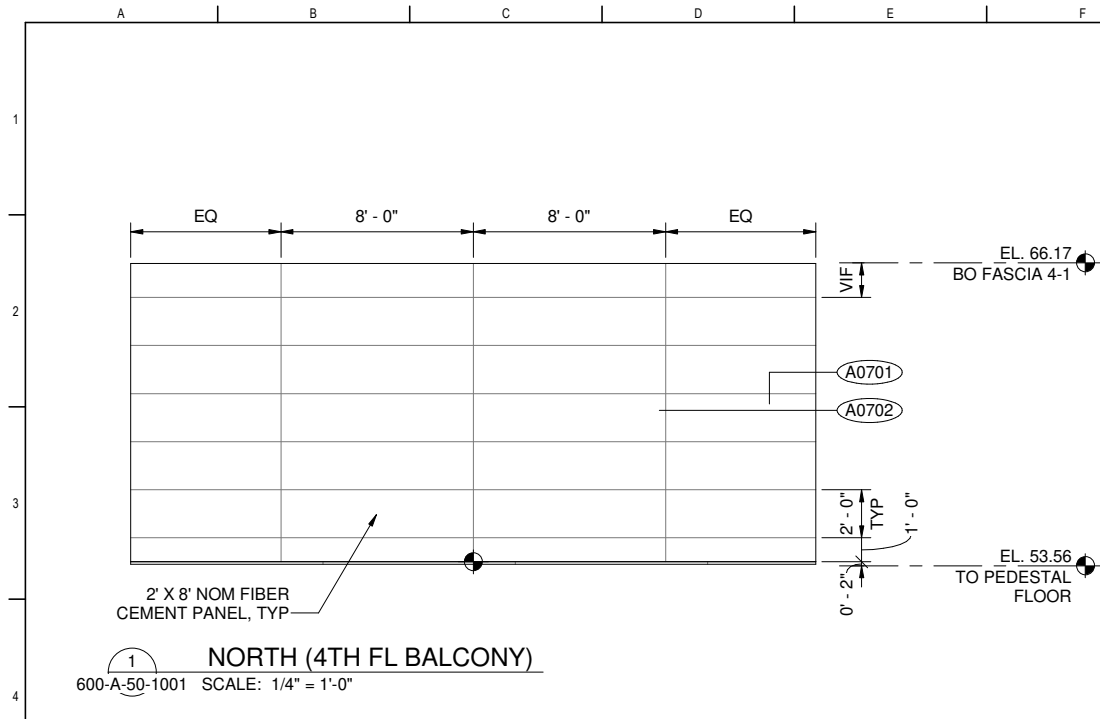
ELEVATION
DATUM
CITY



BIOSOLIDS DIGESTER FACILITIES PROJECT
CONSULTANT TEAM

PROJECT ENGINEER	D. GREEN	DRAWN	A. HARM
PROJECT MANAGER	T. STIGERS	DESIGNED	D. ELLIOT
APPROVED	J. MCGRAW	CHECKED	G. ROBLEY
NO.	DATE	DESCRIPTION	BY
REVISIONS			

CONTRACT NO. WW-647R			
CITY AND COUNTY OF SAN FRANCISCO PUBLIC UTILITIES COMMISSION INFRASTRUCTURE DIVISION ENGINEERING MANAGEMENT BUREAU			
SOUTHEAST WATER POLLUTION CONTROL PLANT BIOSOLIDS DIGESTER FACILITIES PROJECT 600 - SOLIDS PRETREATMENT CLADDING ELEVATIONS			
CHECKED / APPROVED	DRAWN		
SECTION MANAGER	DESIGNED		
WWE O&M MANAGER	SCALE	AS SHOWN	DATE
APPROVED	Oct 1, 2020		
MANAGER, ENGINEERING MANAGEMENT BUREAU	WWE ENGINEERING MANAGER		
PLAN NO.	DRAWING / FILE NO.	REVISION	
600-A-05-4004			



6 WEST (4TH FL BALCONY)
600-A-50-1001 SCALE: 1/4" = 1'-0"

FOR CONSTRUCTION
Scope II

FOR THE SOLE USE OF THE DOCUMENT RECIPIENT - DO NOT CITE, COPY, OR CIRCULATE WITHOUT THE EXPRESSED PERMISSION OF THE SFPUC.

ELEVATION DATUM
CITY

CONTRACT NO. WW-647R
CITY AND COUNTY OF SAN FRANCISCO
PUBLIC UTILITIES COMMISSION
INFRASTRUCTURE DIVISION
ENGINEERING MANAGEMENT BUREAU
SOUTHEAST WATER POLLUTION CONTROL PLANT
BIOSOLIDS DIGESTER FACILITIES PROJECT
600 - SOLIDS PRETREATMENT
CLADDING ELEVATIONS

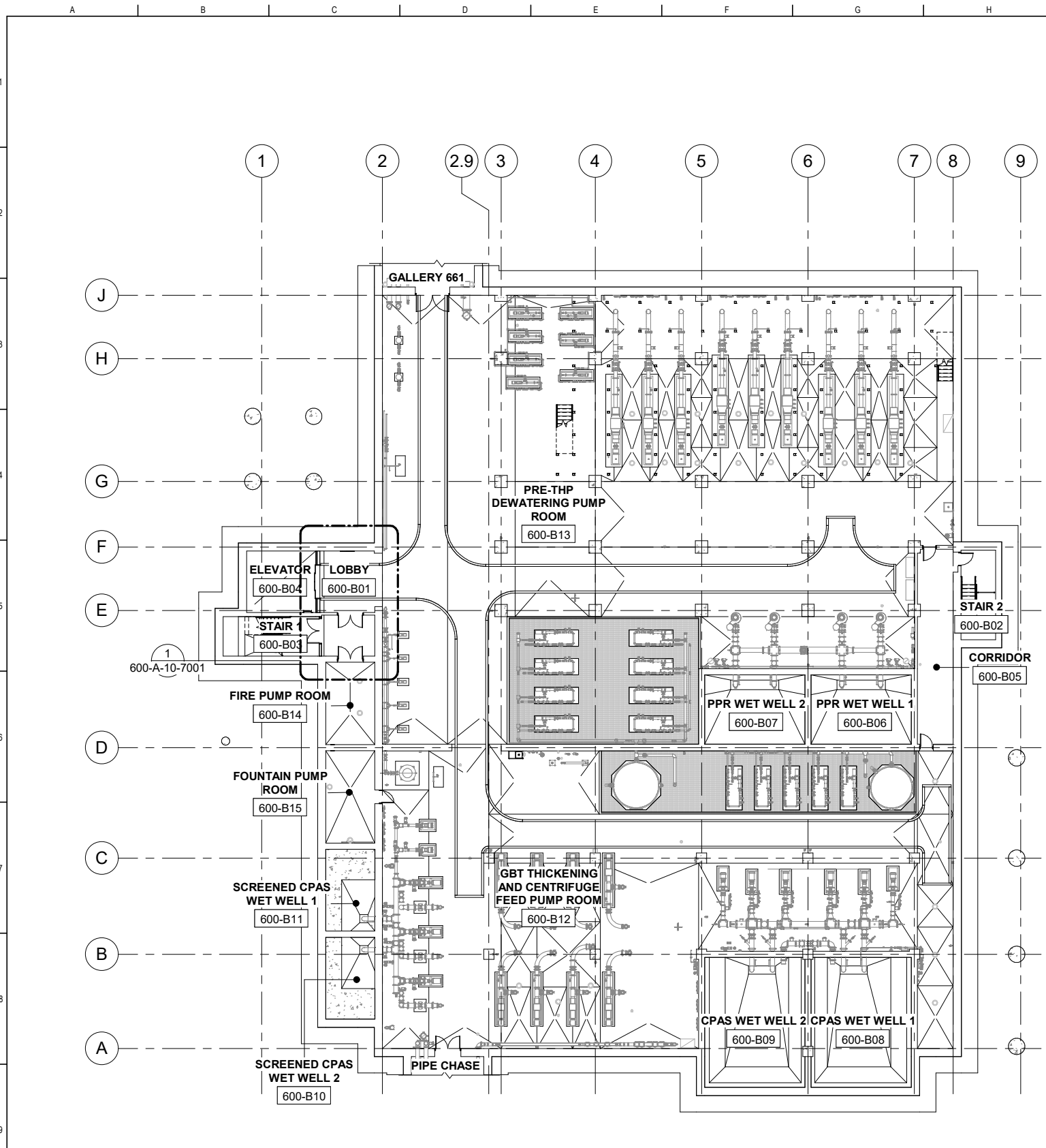
BIOSOLIDS DIGESTER FACILITIES PROJECT
CONSULTANT TEAM
Brown and Caldwell **ch2m**
BLACK & VEATCH

PROJECT ENGINEER	D. GREEN	DRAWN	A. HARM
PROJECT MANAGER	T. STIGERS	DESIGNED	D. ELLIOT
APPROVED	J. MCGRAW	CHECKED	G. ROBLEY

CHECKED / APPROVED	DRAWN	
SECTION MANAGER	DESIGNED	
WWE O&M MANAGER	SCALE AS SHOWN	DATE Oct 1, 2020
APPROVED	APPROVED	
MANAGER, ENGINEERING MANAGEMENT BUREAU	WWE ENGINEERING MANAGER	
PLAN NO. 600-A-05-4005	DRAWING / FILE NO.	REVISION

FILE: C:\Users\fil\Documents\A1-SPT_fli.rvt
9/10/2020 6:59:46 PM

FOR REDUCED PLANS ORIGINAL SCALE IS IN INCHES



PLAN
SCALE: 1/16" = 1'-0"

GENERAL PLAN NOTES:

- REFER TO GENERAL DRAWING SET FOR WALL TYPES; INTERIOR FINISH SCHEDULE; DOOR SCHEDULE; AND OPENING SCHEDULE
- EXTEND BOTH SIDES OF GYPSUM BOARD AT PARTITIONS TO THE UNDERSIDE OF STRUCTURE IN AREAS WITHOUT CEILING AND SEAL AIR TIGHT, TYP, UNO.
- PROVIDE ACOUSTICAL INSULATION WITHIN THE STEEL STUD CAVITY OF ALL INTERIOR SOUND INSULATED PARTITIONS, EXTEND SOUND INSULATION TO UNDERSIDE OF STRUCTURE, SOUND INSULATION SHALL BE CONTINUOUS BEHIND PANELS, FIXTURES AND OTHER WALL PENETRATIONS. AT NON-FIRE RATED PARTITION, EXTEND BOTH SIDES OF GYPSUM BOARD TO UNDERSIDE OF STRUCTURE AND SEAL AIR TIGHT, TYP, UNO.
- PROVIDE CONTINUOUS FIRE RATED CONSTRUCTION AROUND ALL RECESSED FIXTURES AND ACCESSORIES LOCATED IN FIRE RATED PARTITIONS.
- WHERE FLOOR FINISHES CHANGE BETWEEN ROOMS, TRANSITION SHALL OCCUR AT CENTER OF DOOR.
- PROVIDE AN ADDITIONAL 16 GA. STEEL STUD (SECURE TO FLOOR AND STRUCTURE ABOVE) AT EACH ADJUSTABLE SHELVES STANDARD LOCATION.
- ADJUST FURRING SPACE AS NECESSARY TO CLEAR ANY PIPES OR CONDUITS WITHIN THE FURRED SPACE. PROVIDE 1/2-INCH MINIMUM CLEARANCE BETWEEN PIPES/ CONDUITS AND THE BACK OF GYPSUM BOARD, UNO.
- PROVIDE TWO ROWS OF CONTINUOUS TYPE 1 BACKING PLATES ALONG ALL PARTITIONS INSIDE STORAGE ROOMS AND VERIFY THE MOUNTING HEIGHT OF THE BACKING PLATE WITH THE OWNER PRIOR TO INSTALLATION, UNO.
- PROVIDE AND COORDINATE BACKING PLATES FOR ALL EQUIPMENT, ACCESSORIES, CASEWORK, ETC. REFER TO STANDARD DETAIL FOR BACKING PLATE TYPES.
- IN ALL CONSTRUCTION AREAS, SEAL ALL PENETRATIONS SUCH AS DUCTS, CONDUITS, PIPES, ETC. THAT PENETRATE FIRE-RATED PARTITIONS AND FLOOR/CEILING ASSEMBLIES, WHETHER SHOWN OR NOT. USE APPROPRIATE SEALANT TYPE TO MAINTAIN PROPER FIRE RATING OF THE PENETRATED ASSEMBLIES. PENETRATIONS SHALL BE IN COMPLIANCE WITH IBC CHAPTER 7.
- LOCATIONS AND SIZE OF ALL CONCRETE EQUIPMENT PADS AND CURBS SHOWN ARE APPROXIMATE. ACTUAL LOCATIONS AND SIZE OF CONCRETE EQUIPMENT PADS SHALL BE DETERMINED BY THE REQUIREMENTS OF THE MANUFACTURER OF THE FINAL SELECTED EQUIPMENT. PADS SHALL BE DRILLED AND DOWELLED AFTER FLOOR POURED TO ALLOW FOR COORDINATION BETWEEN TRADES AND EQUIPMENT. FOR ADDITIONAL INFORMATION SEE MECHANICAL AND ELECTRICAL DRAWINGS.
- LOCATIONS AND SIZE OF ALL OPENINGS IN PARTITIONS SHOWN TO ACCOMMODATE EQUIPMENT ARE APPROXIMATE. ACTUAL LOCATIONS AND SIZE OF OPENINGS SHALL BE DETERMINED BY THE REQUIREMENTS OF THE MANUFACTURER OF THE FINAL SELECTED EQUIPMENT.
- ALL INTERIOR EXPOSED STRUCTURAL STEEL TO BE PAINTED PER SPECIFICATIONS, UNO.
- CONTRACTORS SHALL REFER RESTROOMS LAYOUT, FIXTURE AND ACCESSORY MOUNTING HEIGHT, AND ANY ADA REQUIREMENT AND COMPLIANCE WITH DETAIL SHEETS A9201 - A9213.
- CHANGES IN LEVEL ARE NOT PERMITTED AT CLEAR FLOOR SPACES AND CLEARANCES AT FIXTURES, ACCESSORIES, CONTROLS, ETC.; TURNING SPACES IN TOILET ROOMS; MANEUVERING SPACES AT ACCESSIBLE DOORS. (RELOCATE FLOOR DRAINS, FLOOR-STOPS, OR OTHER ELEMENTS SO AS TO VERIFY THAT CHANGES IN LEVEL ARE LOCATED BEYOND THESE SPACES).
- NOT ALL KEYNOTES APPLY TO EVERY SHEET.

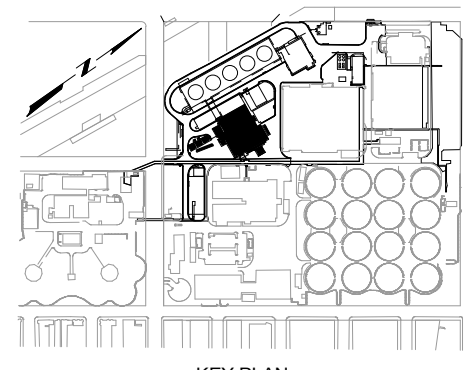
GENERAL RCP NOTES:

- DIMENSIONS ARE TO CENTER OF LIGHTING FIXTURES, TYP, UNLESS NOTED OTHERWISE.
- LAYOUT CEILING TILE FROM CENTER OF ROOMS BOTH DIRECTIONS, UNLESS NOTED OTHERWISE.
- ALL CEILING FIXTURES INCLUDING LIGHTING FIXTURES, ALARMS, SMOKE DETECTORS, FIRE SPRINKLERS AND OTHER CEILING MOUNTED FIXTURES SHALL BE LOCATED AT THE CENTER OF THE CEILING PANEL, UNLESS NOTED OTHERWISE.
- SPRINKLER HEAD, SMOKE DETECTOR, EXIT LIGHT AND OTHER CEILING FIXTURES AND ACCESSORIES SHOWN ARE AT CRITICAL LOCATIONS ONLY. WHERE THE ABOVE ITEMS ARE NOT SHOWN, REFER TO MECHANICAL, ELECTRICAL, FIRE PROTECTION, AND OTHER DISCIPLINARY'S DRAWINGS. PROVIDE SPRINKLER HEAD AT LOCATIONS PER CODE REQUIREMENTS AND APPROVED SHOP DRAWINGS.
- ADJUST SMOKE DETECTOR AND SPRINKLER HEAD LOCATIONS TO CLEAR OTHER CEILING FIXTURES AND ELEMENTS AS REQUIRED.
- COORDINATE ALL DUCTWORK TO AVOID INTERFERENCE WITH CEILING SUPPORT SYSTEMS, INCLUDING CEILING HUNG EQUIPMENT, SOFFITS, ETC. IF ANY INTERFERENCE OCCURS, CONTRACTOR SHALL BE RESPONSIBLE TO MAKE ALL NECESSARY CORRECTIONS WITHOUT INCREASE TO CONTRACT SUM.
- AT ALL AREAS WITH EXPOSED STRUCTURE, COORDINATE ALL DUCTWORK, PIPING, CONDUITS, CABLE TRAYS, ETC. TO AVOID INTERFERENCE WITH SUSPENDED LIGHT FIXTURES. ADJUST DUCTWORK, PIPING, CONDUITS, CABLE TRAYS, ETC. AS REQUIRED TO COMPLY WITH SUSPENDED LIGHT FIXTURES LAYOUT AND SPACING AS SHOWN, CONTRACTOR SHALL BE RESPONSIBLE TO MAKE ALL NECESSARY ADJUSTMENT WITHOUT INCREASE TO CONTRACT SUM.
- PROVIDE SEISMIC BRACING PER DETAILS AND SPECIFICATIONS (LOCATIONS NOT SHOWN). LOCATE BRACING TO AVOID INTERFERENCE WITH DUCTWORK, PIPES, CONDUITS, CABLE TRAYS, ETC.
- PROVIDE ACCESS DOORS AS REQUIRED FOR ACCESS TO UTILITIES, EQUIPMENT AND BUILDING SYSTEMS AND AS REQUIRED BY CODES. ACCESS DOOR LOCATIONS ARE NOT ALL SHOWN ON REFLECTED CEILING PLANS OR ON INTERIOR ELEVATIONS.
- ALL SUSPENDED PENDANT LIGHT FIXTURES TO BE MOUNTED @ 11'-0" ABOVE FINISH FLOOR TO THE BOTTOM OF LIGHT FIXTURES, UNLESS NOTED OTHERWISE.
- CLG HEIGHTS NOTED ON REFLECTED CEILING PLANS ARE AFF UNO.
- NOT ALL KEYNOTES APPLY TO EVERY SHEETS.

GENERAL SHEET NOTES

- SEE ENLARGED PLANS FOR ADDITIONAL INFORMATION
- ALL FURNITURES AND FURNITURE SYSTEMS SHOWN ARE FOR REFERENCE ONLY
- NOT ALL KEYNOTES ARE APPLICABLE TO THE SHEET

SHEET KEY NOTES



KEY PLAN

CONTRACT NO. WW-647R


CITY AND COUNTY OF SAN FRANCISCO
PUBLIC UTILITIES COMMISSION
INFRASTRUCTURE DIVISION
ENGINEERING MANAGEMENT BUREAU

SOUTHEAST WATER POLLUTION CONTROL PLANT
BIOSOLIDS DIGESTER FACILITIES PROJECT
600 - SOLIDS PRETREATMENT

OVERALL BASEMENT FINISH PLAN

CHECKED / APPROVED	DRAWN
SECTION MANAGER	DESIGNED
WWE O&M MANAGER	SCALE AS SHOWN
DATE	Oct 1, 2020
APPROVED	APPROVED
MANAGER, ENGINEERING MANAGEMENT BUREAU	WWE ENGINEERING MANAGER
PLAN NO.	DRAWING / FILE NO.
600-A-05-7001	

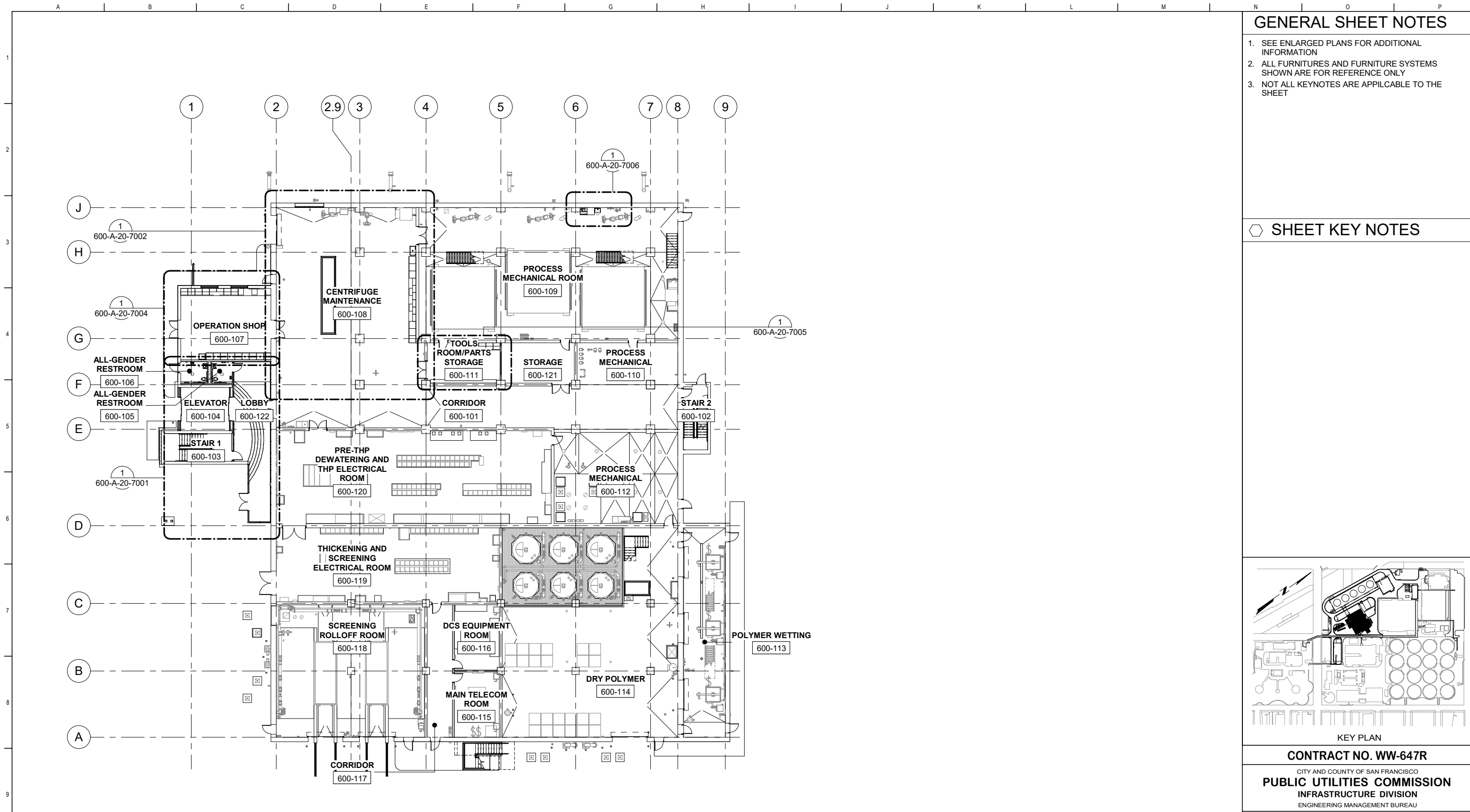
BIOSOLIDS DIGESTER FACILITIES PROJECT CONSULTANT TEAM			
Brown and Caldwell		ch2m BLACK & VEATCH	
PROJECT ENGINEER	D. GREEN	DRAWN	H. CHIU
PROJECT MANAGER	T. STIGERS	DESIGNED	L. WANG
APPROVED	M. CHAN	CHECKED	L. WANG
NO.	DATE	DESCRIPTION	BY
		REVISIONS	APPRD



FOR CONSTRUCTION
Scope II

FOR THE SOLE USE OF THE DOCUMENT RECIPIENT - DO NOT CITE, COPY, OR CIRCULATE WITHOUT THE EXPRESSED PERMISSION OF THE SFPUC.

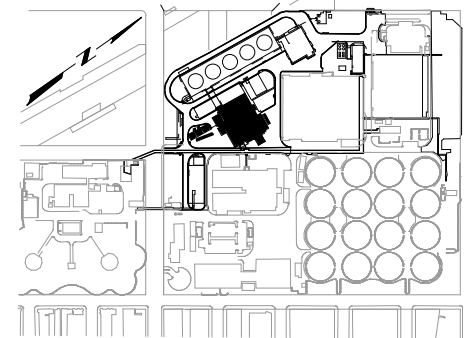
ELEVATION DATUM
CITY



GENERAL SHEET NOTES

1. SEE ENLARGED PLANS FOR ADDITIONAL INFORMATION
2. ALL FURNITURES AND FURNITURE SYSTEMS SHOWN ARE FOR REFERENCE ONLY
3. NOT ALL KEYNOTES ARE APPLICABLE TO THE SHEET

SHEET KEY NOTES



KEY PLAN

CONTRACT NO. WW-647R

CITY AND COUNTY OF SAN FRANCISCO
PUBLIC UTILITIES COMMISSION
 INFRASTRUCTURE DIVISION
 ENGINEERING MANAGEMENT BUREAU

SOUTHEAST WATER POLLUTION CONTROL PLANT
BIO-SOLIDS DIGESTER FACILITIES PROJECT

600 - SOLIDS PRETREATMENT

OVERALL FIRST FLOOR FINISH PLAN


CHECKED / APPROVED	DRAWN
SECTION MANAGER	DESIGNED
WWE O&M MANAGER	SCALE AS SHOWN
DATE	DATE
Oct 1, 2020	
MANAGER, ENGINEERING MANAGEMENT BUREAU	WWE ENGINEERING MANAGER
PLAN NO.	DRAWING / FILE NO.
600-A-05-7002	

PLAN
 SCALE: 1/16" = 1'-0"

FOR CONSTRUCTION
 Scope II

FOR THE SOLE USE OF THE DOCUMENT RECIPIENT - DO NOT CITE, COPY, OR CIRCULATE WITHOUT THE EXPRESSED PERMISSION OF THE SFPUC.

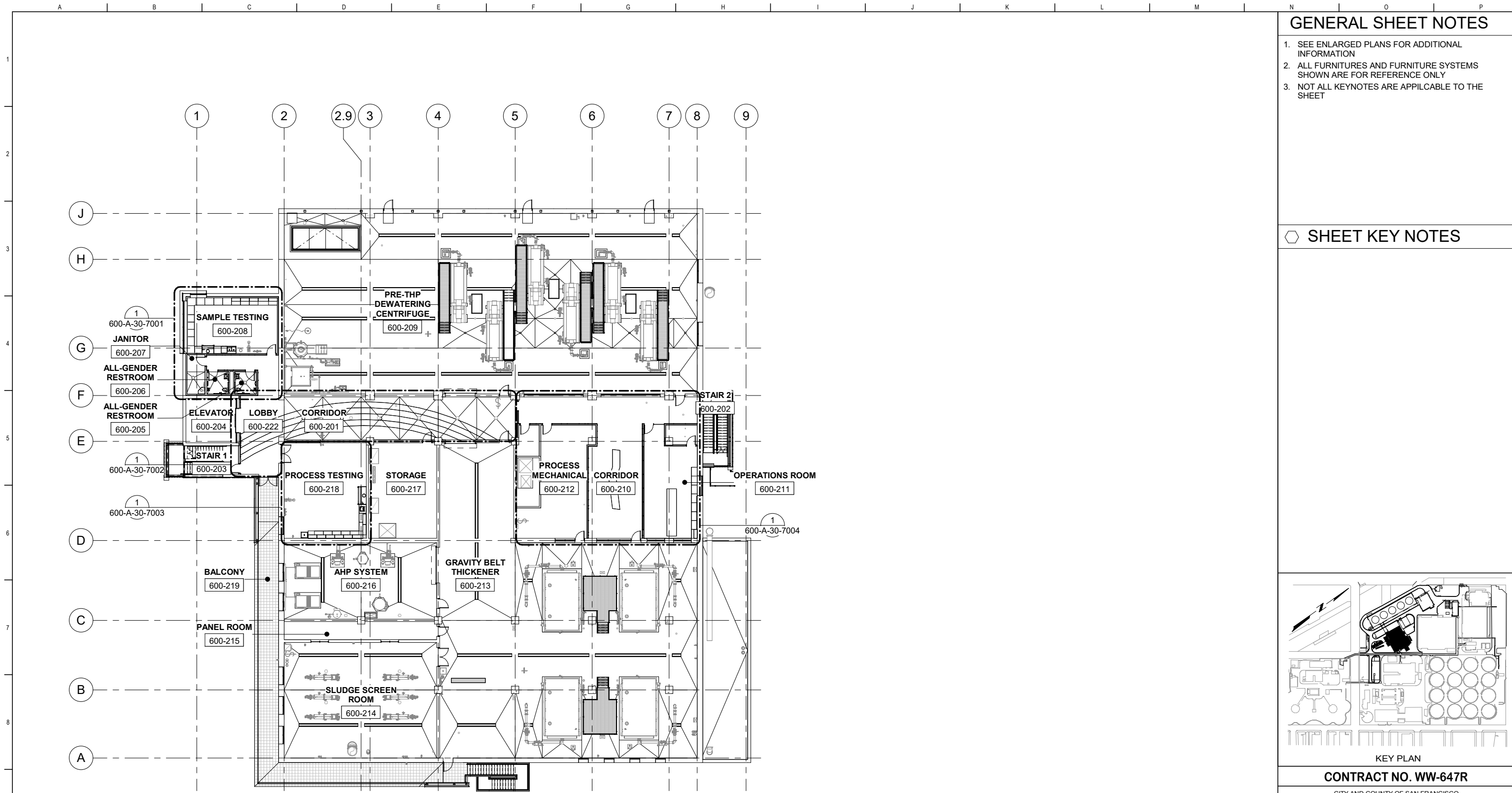
ELEVATION DATUM
 CITY



BIOSOLIDS DIGESTER FACILITIES PROJECT
 CONSULTANT TEAM

PROJECT ENGINEER	D. GREEN	DRAWN	H. CHIU
PROJECT MANAGER	T. STIGERS	DESIGNED	L. WANG
APPROVED	M. CHAN	CHECKED	L. WANG

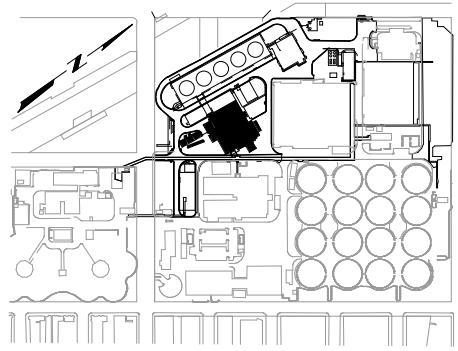
NO.	DATE	DESCRIPTION	BY	APPRD
REVISIONS				



GENERAL SHEET NOTES

1. SEE ENLARGED PLANS FOR ADDITIONAL INFORMATION
2. ALL FURNITURES AND FURNITURE SYSTEMS SHOWN ARE FOR REFERENCE ONLY
3. NOT ALL KEYNOTES ARE APPLICABLE TO THE SHEET

SHEET KEY NOTES



KEY PLAN

CONTRACT NO. WW-647R
 CITY AND COUNTY OF SAN FRANCISCO
PUBLIC UTILITIES COMMISSION
 INFRASTRUCTURE DIVISION
 ENGINEERING MANAGEMENT BUREAU

SOUTHEAST WATER POLLUTION CONTROL PLANT
BIO-SOLIDS DIGESTER FACILITIES PROJECT

600 - SOLIDS PRETREATMENT
OVERALL SECOND FLOOR FINISH PLAN


CHECKED / APPROVED	DRAWN
SECTION MANAGER	DESIGNED
WWE O&M MANAGER	SCALE AS SHOWN
DATE	DATE
Oct 1, 2020	
MANAGER, ENGINEERING MANAGEMENT BUREAU	WWE ENGINEERING MANAGER
PLAN NO.	DRAWING / FILE NO.
600-A-05-7003	
REVISION	

PLAN
 SCALE: 1/16" = 1'-0"

FOR CONSTRUCTION
 Scope II

FOR THE SOLE USE OF THE DOCUMENT RECIPIENT - DO NOT CITE, COPY, OR CIRCULATE WITHOUT THE EXPRESSED PERMISSION OF THE SFPUC.

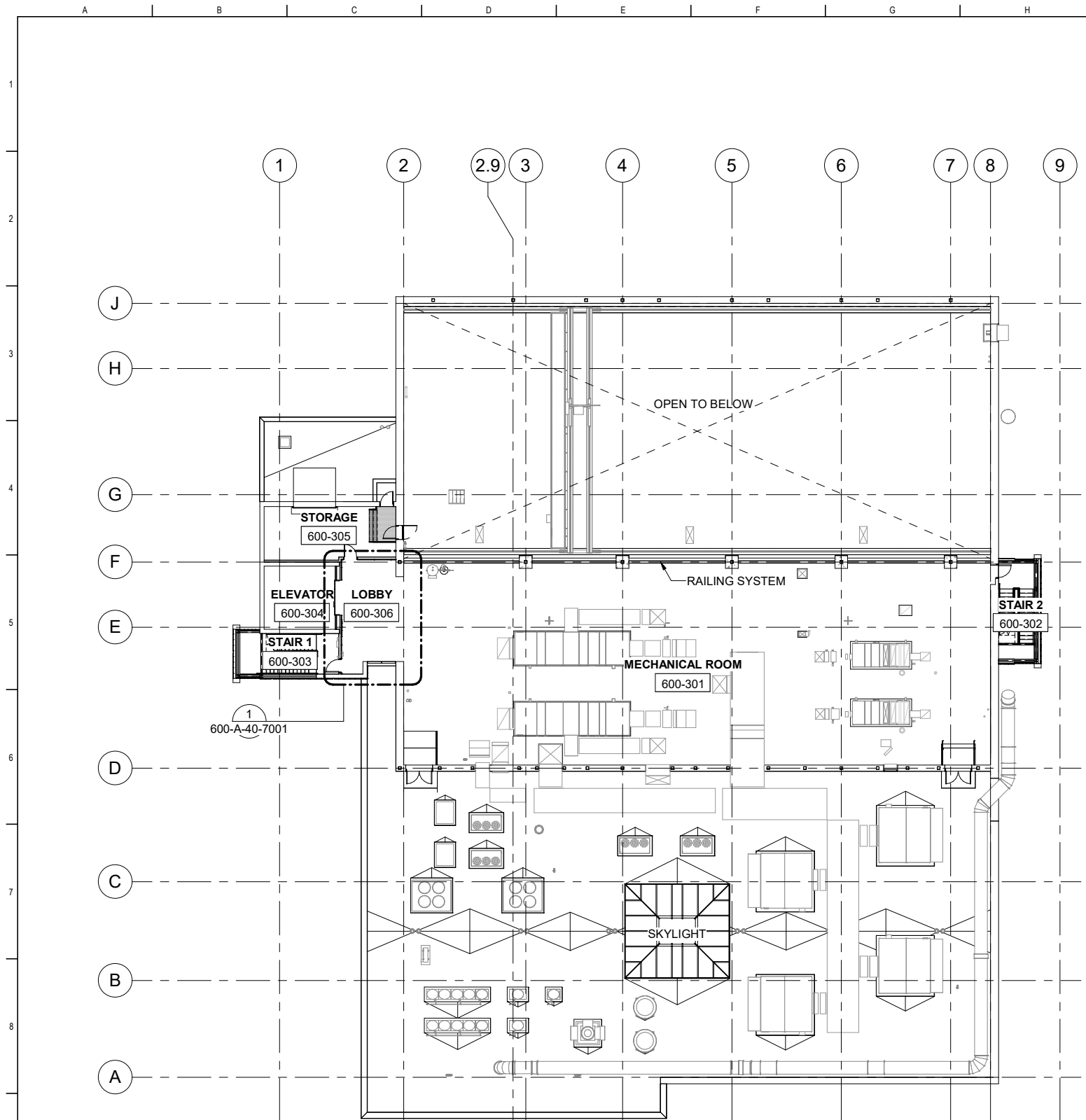
ELEVATION DATUM
 CITY



BIOSOLIDS DIGESTER FACILITIES PROJECT
 CONSULTANT TEAM

PROJECT ENGINEER	D. GREEN	DRAWN	H. CHIU
PROJECT MANAGER	T. STIGERS	DESIGNED	L. WANG
APPROVED	M. CHAN	CHECKED	L. WANG

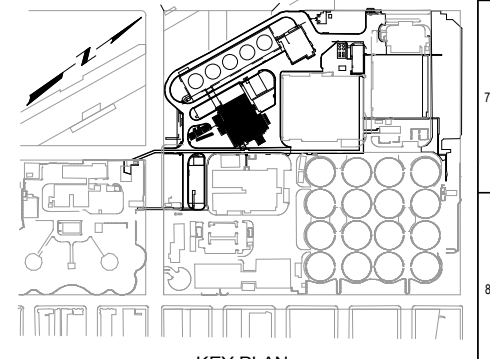
NO.	DATE	DESCRIPTION	BY	APPRD



GENERAL SHEET NOTES

1. SEE ENLARGED PLANS FOR ADDITIONAL INFORMATION
2. ALL FURNITURES AND FURNITURE SYSTEMS SHOWN ARE FOR REFERENCE ONLY
3. NOT ALL KEYNOTES ARE APPLICABLE TO THE SHEET

SHEET KEY NOTES



KEY PLAN

CONTRACT NO. WW-647R

CITY AND COUNTY OF SAN FRANCISCO
PUBLIC UTILITIES COMMISSION
 INFRASTRUCTURE DIVISION
 ENGINEERING MANAGEMENT BUREAU

SOUTHEAST WATER POLLUTION CONTROL PLANT
 BIOSOLIDS DIGESTER FACILITIES PROJECT

600 - SOLIDS PRETREATMENT

OVERALL THIRD FLOOR FINISH PLAN


CHECKED / APPROVED	DRAWN
SECTION MANAGER	DESIGNED
WWE O&M MANAGER	SCALE AS SHOWN
DATE	Oct 1, 2020
APPROVED	APPROVED
MANAGER, ENGINEERING MANAGEMENT BUREAU	WWE ENGINEERING MANAGER
PLAN NO.	DRAWING / FILE NO.
600-A-05-7004	

PLAN
 SCALE: 1/16" = 1'-0"

FOR CONSTRUCTION
 Scope II

FOR THE SOLE USE OF THE DOCUMENT
 RECIPIENT - DO NOT CITE, COPY, OR
 CIRCULATE WITHOUT THE EXPRESSED
 PERMISSION OF THE SFPUC.

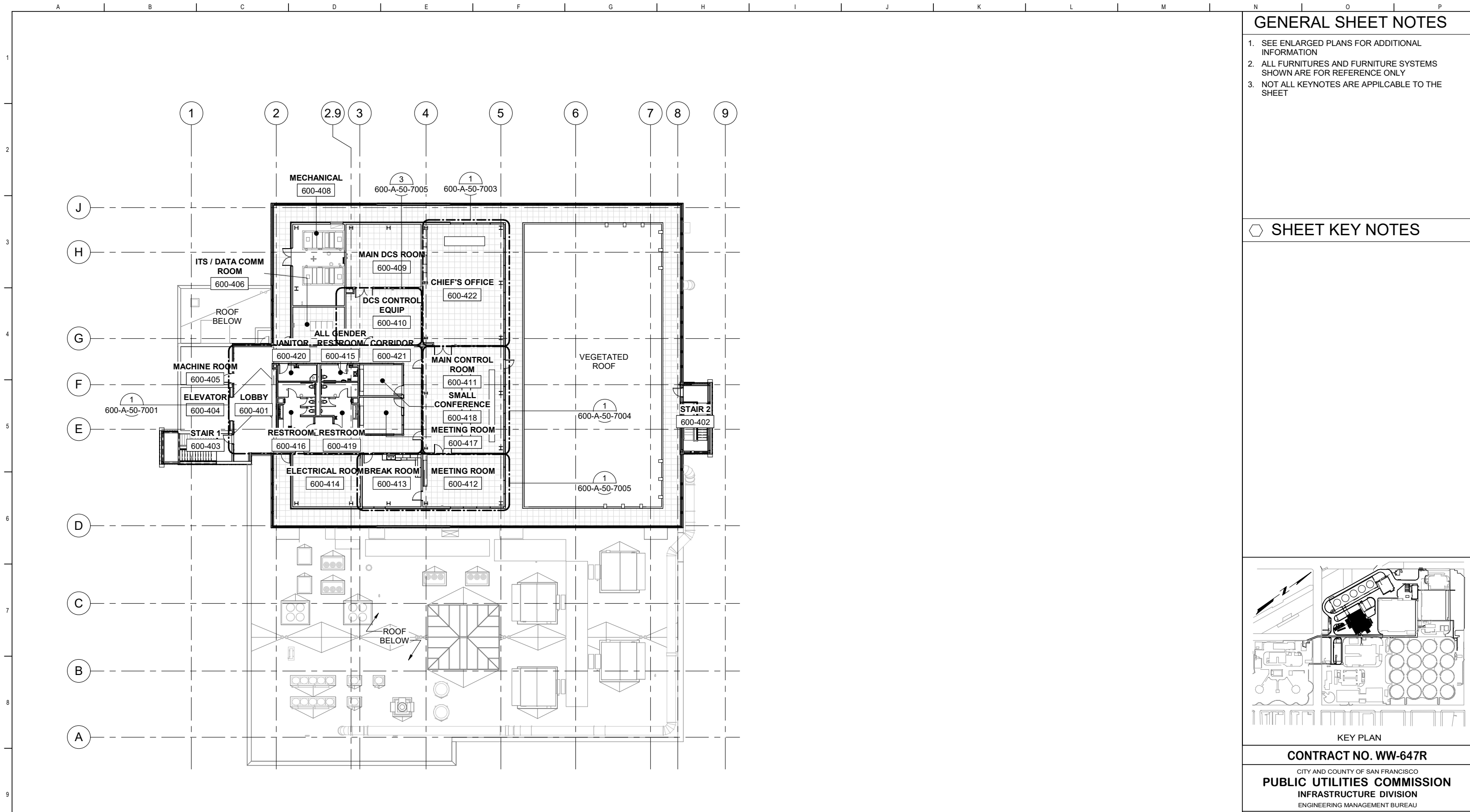
ELEVATION
 DATUM
 CITY



BIOSOLIDS DIGESTER FACILITIES PROJECT
 CONSULTANT TEAM

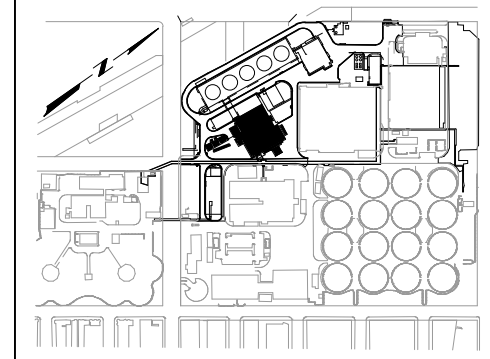
PROJECT ENGINEER	D. GREEN	DRAWN	H. CHIU
PROJECT MANAGER	T. STIGERS	DESIGNED	L. WANG
APPROVED	M. CHAN	CHECKED	L. WANG

NO.	DATE	DESCRIPTION	BY	APPRD
REVISIONS				



- ### GENERAL SHEET NOTES
- SEE ENLARGED PLANS FOR ADDITIONAL INFORMATION
 - ALL FURNITURES AND FURNITURE SYSTEMS SHOWN ARE FOR REFERENCE ONLY
 - NOT ALL KEYNOTES ARE APPLICABLE TO THE SHEET

SHEET KEY NOTES



CONTRACT NO. WW-647R
 CITY AND COUNTY OF SAN FRANCISCO
PUBLIC UTILITIES COMMISSION
 INFRASTRUCTURE DIVISION
 ENGINEERING MANAGEMENT BUREAU

SOUTHEAST WATER POLLUTION CONTROL PLANT
BIO-SOLIDS DIGESTER FACILITIES PROJECT
 600 - SOLIDS PRETREATMENT

OVERALL FOURTH FLOOR FINISH PLAN


CHECKED / APPROVED	DRAWN
SECTION MANAGER	DESIGNED
WWE O&M MANAGER	SCALE AS SHOWN
DATE	DATE
Oct 1, 2020	
MANAGER, ENGINEERING MANAGEMENT BUREAU	WWE ENGINEERING MANAGER
PLAN NO.	DRAWING / FILE NO.
600-A-05-7005	
REVISION	

PLAN
 SCALE: 1/16" = 1'-0"

FOR CONSTRUCTION
 Scope II

FOR THE SOLE USE OF THE DOCUMENT
 RECIPIENT - DO NOT CITE, COPY, OR
 CIRCULATE WITHOUT THE EXPRESSED
 PERMISSION OF THE SFPUC.

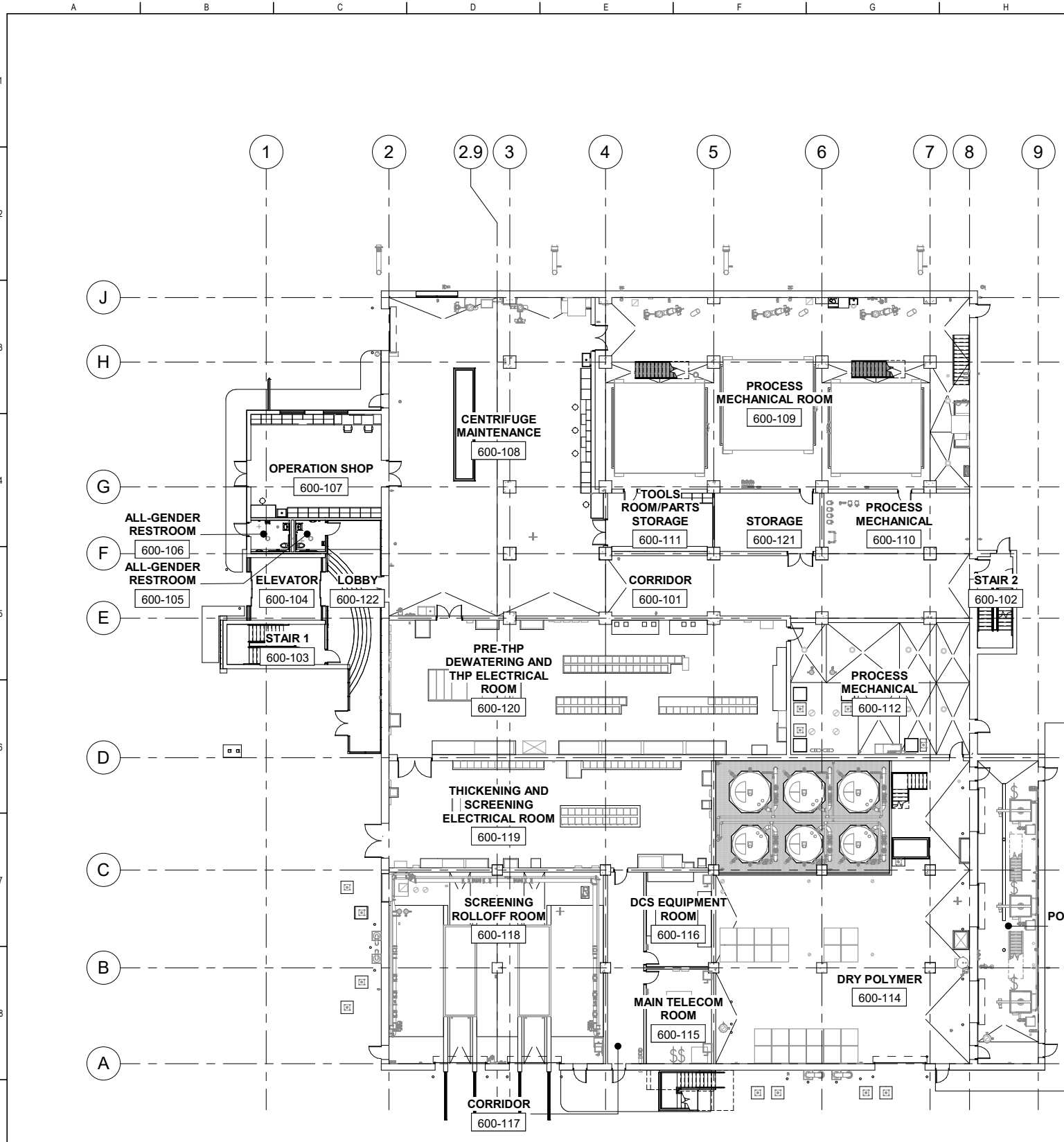
ELEVATION
 DATUM
 CITY



BIOSOLIDS DIGESTER FACILITIES PROJECT
 CONSULTANT TEAM

PROJECT ENGINEER	D. GREEN	DRAWN	H. CHIU
PROJECT MANAGER	T. STIGERS	DESIGNED	L. WANG
APPROVED	M. CHAN	CHECKED	L. WANG

NO.	DATE	DESCRIPTION	BY	APPRD

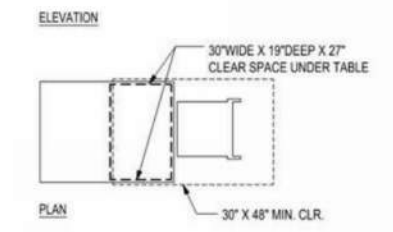
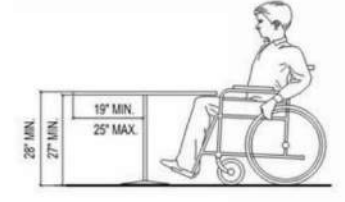


PLAN
SCALE: 1/16" = 1'-0"

FURNITURE AND EQUIPMENT:

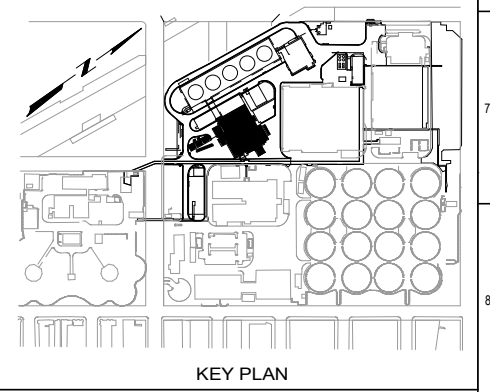
- ALL FURNITURE AND EQUIPMENT SHOWN ARE FOR REFERENCE ONLY.
- I & C / ELECTRICAL MAINTENANCE (600-107):**
 - DI WATER MAKER X 1 NOT IN BDFP CONTRACT, FURNISHED AND INSTALLED BY SFPUC
 - DISPLAY SCREEN X 2 NOT IN BDFP CONTRACT, FURNISHED AND INSTALLED BY SFPUC
 - BUSINESS IT COMPUTER & DESKTOP SCREEN X 2 NOT IN BDFP CONTRACT, FURNISHED AND INSTALLED BY SFPUC
 - STORAGE CABINET FOR FLAMMABLE SUBSTANCES X 1 NOT IN BDFP CONTRACT, FURNISHED AND INSTALLED BY SFPUC
 - DRAWING TABLE X 1 NOT IN BDFP CONTRACT, FURNISHED AND INSTALLED BY SFPUC
 - TASK CHAIR X 2 NOT IN BDFP CONTRACT, FURNISHED AND INSTALLED BY SFPUC
 - WORKSTATION X 2 NOT IN BDFP CONTRACT, FURNISHED AND INSTALLED BY SFPUC
 - DI WATER MAKER X 1 NOT IN BDFP CONTRACT, FURNISHED AND INSTALLED BY SFPUC
 - FIRST AID KIT X 1 NOT IN BDFP CONTRACT, FURNISHED AND INSTALLED BY SFPUC
 - TOOL CART X 4 NOT IN BDFP CONTRACT, FURNISHED AND INSTALLED BY SFPUC
 - CENTRIFUGE MAINTENANCE (600-108):**
 - BEAD BLASTER X 1 NOT IN BDFP CONTRACT, FURNISHED AND INSTALLED BY SFPUC
 - BENCHTOP GRINDER X 1 NOT IN BDFP CONTRACT, FURNISHED AND INSTALLED BY SFPUC
 - DRILL PRESS X 1 NOT IN BDFP CONTRACT, FURNISHED AND INSTALLED BY SFPUC
 - HYDRAULIC PRESS X 1 NOT IN BDFP CONTRACT, FURNISHED AND INSTALLED BY SFPUC
 - PARTS WASHER X 1 NOT IN BDFP CONTRACT, FURNISHED AND INSTALLED BY SFPUC
 - PLASMA CUTTER X 1 NOT IN BDFP CONTRACT, FURNISHED AND INSTALLED BY SFPUC
 - PORTABLE FUME EXTRACTOR X 1 NOT IN BDFP CONTRACT, FURNISHED AND INSTALLED BY SFPUC
 - TIG WELDER X 1 NOT IN BDFP CONTRACT, FURNISHED AND INSTALLED BY SFPUC
 - VERTICAL BANDSAW X 1 NOT IN BDFP CONTRACT, FURNISHED AND INSTALLED BY SFPUC
 - METAL BENDING MACHINE X 1 NOT IN BDFP CONTRACT, FURNISHED AND INSTALLED BY SFPUC
 - GRINDER X 1 NOT IN BDFP CONTRACT, FURNISHED AND INSTALLED BY SFPUC
 - TOOL CART X 7 NOT IN BDFP CONTRACT, FURNISHED AND INSTALLED BY SFPUC
 - STORAGE CABINET FOR FLAMMABLE SUBSTANCES X 1 NOT IN BDFP CONTRACT, FURNISHED AND INSTALLED BY SFPUC
 - DRAWING TABLE WITH STORAGE X 1 NOT IN BDFP CONTRACT, FURNISHED AND INSTALLED BY SFPUC
 - TOOLS X 6 NOT IN BDFP CONTRACT, FURNISHED AND INSTALLED BY SFPUC
 - FIRST AID KIT BY SINK X 1 NOT IN BDFP CONTRACT, FURNISHED AND INSTALLED BY SFPUC
 - TOOLS ROOM / PARTS STORAGE (600-111):**
 - TOOL CARTS X 4 NOT IN BDFP CONTRACT, FURNISHED AND INSTALLED BY SFPUC
 - SAMPLE RECEIVING POINT:**
 - UNDERCOUNTER SAMPLE REFRIGERATOR X 1 NOT IN BDFP CONTRACT, FURNISHED AND INSTALLED BY SFPUC

ALL FURNITURE SHALL COMPLY WITH THE ACCESSIBILITY REQUIREMENTS PER DETAILS BELOW:



GENERAL SHEET NOTES

SHEET KEY NOTES



CONTRACT NO. WW-647R
CITY AND COUNTY OF SAN FRANCISCO
PUBLIC UTILITIES COMMISSION
INFRASTRUCTURE DIVISION
ENGINEERING MANAGEMENT BUREAU

SOUTHEAST WATER POLLUTION CONTROL PLANT
BIOSOLIDS DIGESTER FACILITIES PROJECT
600 - SOLIDS PRETREATMENT

OVERALL FIRST FLOOR FURNITURE PLAN

CHECKED / APPROVED	DRAWN
SECTION MANAGER	DESIGNED
WWE O&M MANAGER	SCALE AS SHOWN
DATE	DATE
Oct 1, 2020	
APPROVED	APPROVED
MANAGER, ENGINEERING MANAGEMENT BUREAU	WWE ENGINEERING MANAGER
PLAN NO.	DRAWING / FILE NO.
600-A-05-7006	

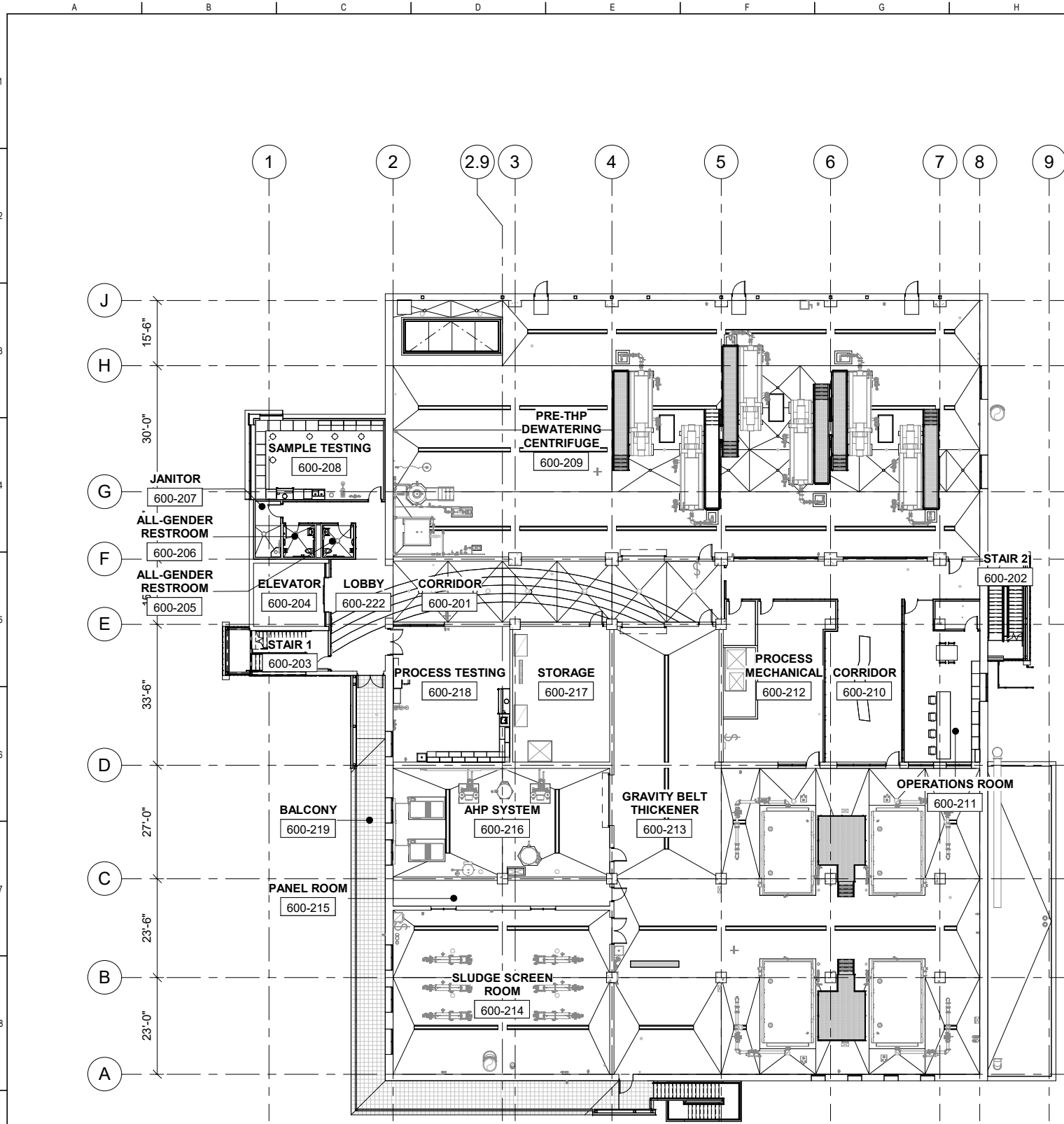
BIOSOLIDS DIGESTER FACILITIES PROJECT CONSULTANT TEAM			
Brown and Caldwell		ch2m	
PROJECT ENGINEER	D. GREEN	DRAWN	H. CHIU
PROJECT MANAGER	T. STIGERS	DESIGNED	L. WANG
APPROVED	M. CHAN	CHECKED	L. WANG
NO.	DATE	DESCRIPTION	BY
		REVISIONS	APPRD



FOR CONSTRUCTION
Scope II

FOR THE SOLE USE OF THE DOCUMENT RECIPIENT - DO NOT CITE, COPY, OR CIRCULATE WITHOUT THE EXPRESSED PERMISSION OF THE SFPUC.

ELEVATION DATUM
CITY



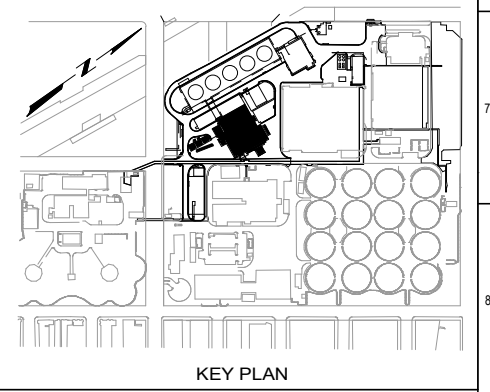
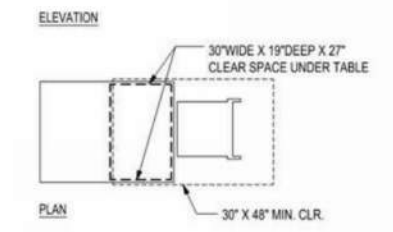
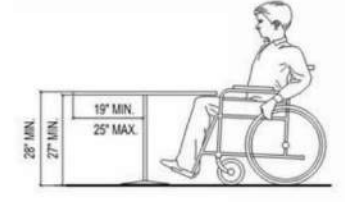
FURNITURE AND EQUIPMENT:

1. ALL FURNITURE AND EQUIPMENT SHOWN ARE FOR REFERENCE ONLY.
- SAMPLE TESTING (600-208):**
 - MICROWAVE ANALYZER X 1 NOT IN BDFF CONTRACT, FURNISHED AND INSTALLED BY SFPUC
 - SAMPLE REFRIGERATOR X 1 NOT IN BDFF CONTRACT, FURNISHED AND INSTALLED BY SFPUC
 - DI WATER MAKER X 1 NOT IN BDFF CONTRACT, FURNISHED AND INSTALLED BY SFPUC
 - WATER BATH X 1 NOT IN BDFF CONTRACT, FURNISHED AND INSTALLED BY SFPUC
 - STOOL X 5 NOT IN BDFF CONTRACT, FURNISHED AND INSTALLED BY SFPUC
 - PROCESS TESTING (600-218):**
 - SAMPLE REFRIGERATOR X 2 NOT IN BDFF CONTRACT, FURNISHED AND INSTALLED BY SFPUC
 - MICROSCOPE X 1 NOT IN BDFF CONTRACT, FURNISHED AND INSTALLED BY SFPUC
 - CAMERA FOR MICROSCOPE X 1 NOT IN BDFF CONTRACT, FURNISHED AND INSTALLED BY SFPUC
 - AUTOCLAVE X 1 NOT IN BDFF CONTRACT, FURNISHED AND INSTALLED BY SFPUC
 - FURNACE X 1 NOT IN BDFF CONTRACT, FURNISHED AND INSTALLED BY SFPUC
 - COD ANALYZER X 1 NOT IN BDFF CONTRACT, FURNISHED AND INSTALLED BY SFPUC
 - TURBIDITY ANALYZERS X 1 NOT IN BDFF CONTRACT, FURNISHED AND INSTALLED BY SFPUC
 - TEST TUBE HOLDERS X 1 NOT IN BDFF CONTRACT, FURNISHED AND INSTALLED BY SFPUC
 - TOOL CART X 4 NOT IN BDFF CONTRACT, FURNISHED AND INSTALLED BY SFPUC
 - BOOKCASE X 1 NOT IN BDFF CONTRACT, FURNISHED AND INSTALLED BY SFPUC
 - PEG BOARD X 1 NOT IN BDFF CONTRACT, FURNISHED AND INSTALLED BY SFPUC
 - LATERAL FILE CABINET X 1 NOT IN BDFF CONTRACT, FURNISHED AND INSTALLED BY SFPUC
 - WORKSTATION (DESK) X 1 NOT IN BDFF CONTRACT, FURNISHED AND INSTALLED BY SFPUC
 - CENTRIFUGE X 1 NOT IN BDFF CONTRACT, FURNISHED AND INSTALLED BY SFPUC
 - COMPUTER X 1 NOT IN BDFF CONTRACT, FURNISHED AND INSTALLED BY SFPUC
 - TASK CHAIR X 1 NOT IN BDFF CONTRACT, FURNISHED AND INSTALLED BY SFPUC
 - DI WATER DISPENSER X 1 NOT IN BDFF CONTRACT, FURNISHED AND INSTALLED BY SFPUC
 - WATER BATH X 1 NOT IN BDFF CONTRACT, FURNISHED AND INSTALLED BY SFPUC
 - FIRST AID KIT X 1 NOT IN BDFF CONTRACT, FURNISHED AND INSTALLED BY SFPUC
 - OPERATIONS ROOM (600-211):**
 - TABLE 4' X 8' X 2 NOT IN BDFF CONTRACT, FURNISHED AND INSTALLED BY SFPUC
 - CHAIR X 4 NOT IN BDFF CONTRACT, FURNISHED AND INSTALLED BY SFPUC
 - TASK CHAR X 4 NOT IN BDFF CONTRACT, FURNISHED AND INSTALLED BY SFPUC
 - WHITE BOARD X 1 NOT IN BDFF CONTRACT, FURNISHED AND INSTALLED BY SFPUC
 - PRINTER X 1 NOT IN BDFF CONTRACT, FURNISHED AND INSTALLED BY SFPUC
 - SECURITY TERMINAL/SCREEN X 1 NOT IN BDFF CONTRACT, FURNISHED AND INSTALLED BY SFPUC
 - IT/DATA BUSINESS COMPUTER X 1 NOT IN BDFF CONTRACT, FURNISHED AND INSTALLED BY SFPUC
 - DISPLAY SCREEN X 2 NOT IN BDFF CONTRACT, FURNISHED AND INSTALLED BY SFPUC

GENERAL SHEET NOTES

SHEET KEY NOTES


ALL FURNITURE SHALL COMPLY WITH THE ACCESSIBILITY REQUIREMENTS PER DETAILS BELOW:



CONTRACT NO. WW-647R
 CITY AND COUNTY OF SAN FRANCISCO
PUBLIC UTILITIES COMMISSION
 INFRASTRUCTURE DIVISION
 ENGINEERING MANAGEMENT BUREAU
 SOUTHEAST WATER POLLUTION CONTROL PLANT
 BIOSOLIDS DIGESTER FACILITIES PROJECT
 600 - SOLIDS PRETREATMENT
OVERALL SECOND FLOOR FURNITURE PLAN

CHECKED / APPROVED	DRAWN
SECTION MANAGER	DESIGNED
WWE O&M MANAGER	SCALE AS SHOWN
DATE	Oct 1, 2020
APPROVED	APPROVED
MANAGER, ENGINEERING MANAGEMENT BUREAU	WWE ENGINEERING MANAGER
PLAN NO.	DRAWING / FILE NO.
600-A-05-7007	REVISION

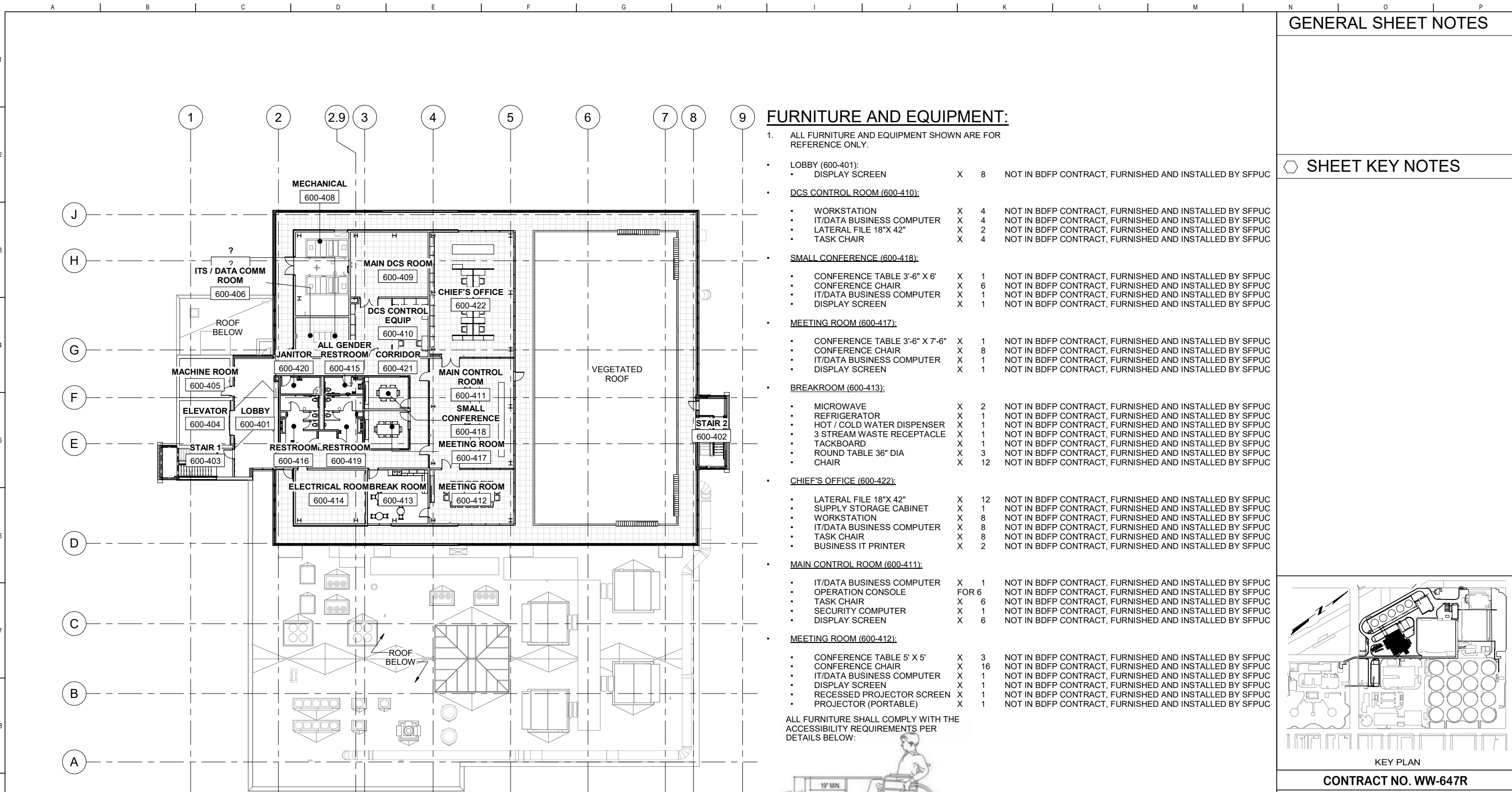
BIOSOLIDS DIGESTER FACILITIES PROJECT CONSULTANT TEAM			
Brown and Caldwell		ch2m	
PROJECT ENGINEER	D. GREEN	DRAWN	H. CHIU
PROJECT MANAGER	T. STIGERS	DESIGNED	L. WANG
APPROVED	M. CHAN	CHECKED	L. WANG
NO.	DATE	DESCRIPTION	BY
		REVISIONS	APPRD



FOR CONSTRUCTION
 Scope II

FOR THE SOLE USE OF THE DOCUMENT RECIPIENT - DO NOT CITE, COPY, OR CIRCULATE WITHOUT THE EXPRESSED PERMISSION OF THE SFPUC.

ELEVATION DATUM
 CITY



GENERAL SHEET NOTES

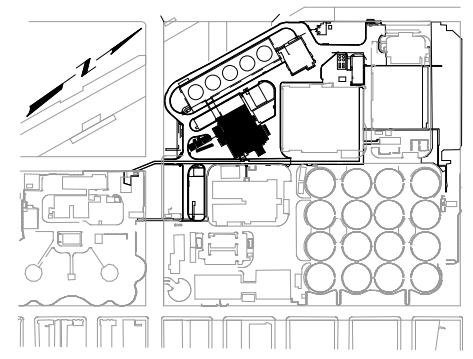
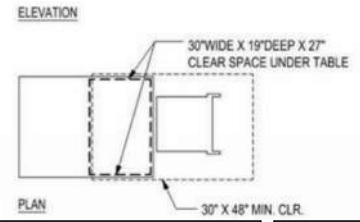
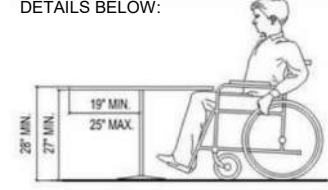
SHEET KEY NOTES

FURNITURE AND EQUIPMENT:

- ALL FURNITURE AND EQUIPMENT SHOWN ARE FOR REFERENCE ONLY.

 - LOBBY (600-401):**
 - DISPLAY SCREEN X 8 NOT IN BDFP CONTRACT, FURNISHED AND INSTALLED BY SFPUC
 - DCS CONTROL ROOM (600-410):**
 - WORKSTATION X 4 NOT IN BDFP CONTRACT, FURNISHED AND INSTALLED BY SFPUC
 - IT/DATA BUSINESS COMPUTER X 4 NOT IN BDFP CONTRACT, FURNISHED AND INSTALLED BY SFPUC
 - LATERAL FILE 18"X 42" X 2 NOT IN BDFP CONTRACT, FURNISHED AND INSTALLED BY SFPUC
 - TASK CHAIR X 4 NOT IN BDFP CONTRACT, FURNISHED AND INSTALLED BY SFPUC
 - SMALL CONFERENCE (600-418):**
 - CONFERENCE TABLE 3'-6" X 6' X 1 NOT IN BDFP CONTRACT, FURNISHED AND INSTALLED BY SFPUC
 - CONFERENCE CHAIR X 6 NOT IN BDFP CONTRACT, FURNISHED AND INSTALLED BY SFPUC
 - IT/DATA BUSINESS COMPUTER X 1 NOT IN BDFP CONTRACT, FURNISHED AND INSTALLED BY SFPUC
 - DISPLAY SCREEN X 1 NOT IN BDFP CONTRACT, FURNISHED AND INSTALLED BY SFPUC
 - MEETING ROOM (600-417):**
 - CONFERENCE TABLE 3'-6" X 7'-6" X 1 NOT IN BDFP CONTRACT, FURNISHED AND INSTALLED BY SFPUC
 - CONFERENCE CHAIR X 8 NOT IN BDFP CONTRACT, FURNISHED AND INSTALLED BY SFPUC
 - IT/DATA BUSINESS COMPUTER X 1 NOT IN BDFP CONTRACT, FURNISHED AND INSTALLED BY SFPUC
 - DISPLAY SCREEN X 1 NOT IN BDFP CONTRACT, FURNISHED AND INSTALLED BY SFPUC
 - BREAKROOM (600-413):**
 - MICROWAVE X 2 NOT IN BDFP CONTRACT, FURNISHED AND INSTALLED BY SFPUC
 - REFRIGERATOR X 1 NOT IN BDFP CONTRACT, FURNISHED AND INSTALLED BY SFPUC
 - HOT / COLD WATER DISPENSER X 1 NOT IN BDFP CONTRACT, FURNISHED AND INSTALLED BY SFPUC
 - 3 STREAM WASTE RECEPTACLE X 1 NOT IN BDFP CONTRACT, FURNISHED AND INSTALLED BY SFPUC
 - TACKBOARD X 1 NOT IN BDFP CONTRACT, FURNISHED AND INSTALLED BY SFPUC
 - ROUND TABLE 36" DIA X 3 NOT IN BDFP CONTRACT, FURNISHED AND INSTALLED BY SFPUC
 - CHAIR X 12 NOT IN BDFP CONTRACT, FURNISHED AND INSTALLED BY SFPUC
 - CHIEF'S OFFICE (600-422):**
 - LATERAL FILE 18"X 42" X 12 NOT IN BDFP CONTRACT, FURNISHED AND INSTALLED BY SFPUC
 - SUPPLY STORAGE CABINET X 1 NOT IN BDFP CONTRACT, FURNISHED AND INSTALLED BY SFPUC
 - WORKSTATION X 8 NOT IN BDFP CONTRACT, FURNISHED AND INSTALLED BY SFPUC
 - IT/DATA BUSINESS COMPUTER X 8 NOT IN BDFP CONTRACT, FURNISHED AND INSTALLED BY SFPUC
 - TASK CHAIR X 8 NOT IN BDFP CONTRACT, FURNISHED AND INSTALLED BY SFPUC
 - BUSINESS IT PRINTER X 2 NOT IN BDFP CONTRACT, FURNISHED AND INSTALLED BY SFPUC
 - MAIN CONTROL ROOM (600-411):**
 - IT/DATA BUSINESS COMPUTER X 1 NOT IN BDFP CONTRACT, FURNISHED AND INSTALLED BY SFPUC
 - OPERATION CONSOLE FOR 6 NOT IN BDFP CONTRACT, FURNISHED AND INSTALLED BY SFPUC
 - TASK CHAIR X 6 NOT IN BDFP CONTRACT, FURNISHED AND INSTALLED BY SFPUC
 - SECURITY COMPUTER X 1 NOT IN BDFP CONTRACT, FURNISHED AND INSTALLED BY SFPUC
 - DISPLAY SCREEN X 6 NOT IN BDFP CONTRACT, FURNISHED AND INSTALLED BY SFPUC
 - MEETING ROOM (600-412):**
 - CONFERENCE TABLE 5' X 5' X 3 NOT IN BDFP CONTRACT, FURNISHED AND INSTALLED BY SFPUC
 - CONFERENCE CHAIR X 16 NOT IN BDFP CONTRACT, FURNISHED AND INSTALLED BY SFPUC
 - IT/DATA BUSINESS COMPUTER X 1 NOT IN BDFP CONTRACT, FURNISHED AND INSTALLED BY SFPUC
 - DISPLAY SCREEN X 1 NOT IN BDFP CONTRACT, FURNISHED AND INSTALLED BY SFPUC
 - RECESSED PROJECTOR SCREEN X 1 NOT IN BDFP CONTRACT, FURNISHED AND INSTALLED BY SFPUC
 - PROJECTOR (PORTABLE) X 1 NOT IN BDFP CONTRACT, FURNISHED AND INSTALLED BY SFPUC

ALL FURNITURE SHALL COMPLY WITH THE ACCESSIBILITY REQUIREMENTS PER DETAILS BELOW:



KEY PLAN

CONTRACT NO. WW-647R

CITY AND COUNTY OF SAN FRANCISCO
PUBLIC UTILITIES COMMISSION
 INFRASTRUCTURE DIVISION
 ENGINEERING MANAGEMENT BUREAU

SOUTHEAST WATER POLLUTION CONTROL PLANT
 BIOSOLIDS DIGESTER FACILITIES PROJECT

600 - SOLIDS PRETREATMENT

OVERALL FOURTH FLOOR FURNITURE PLAN


CHECKED / APPROVED	DRAWN
SECTION MANAGER	DESIGNED
WWE O&M MANAGER	SCALE AS SHOWN
DATE	Oct 1, 2020
APPROVED	APPROVED
MANAGER, ENGINEERING MANAGEMENT BUREAU	WWE ENGINEERING MANAGER
PLAN NO. 600-A-05-7008	DRAWING / FILE NO.
REVISIONS	REVISION

PLAN
 SCALE: 1/16" = 1'-0"

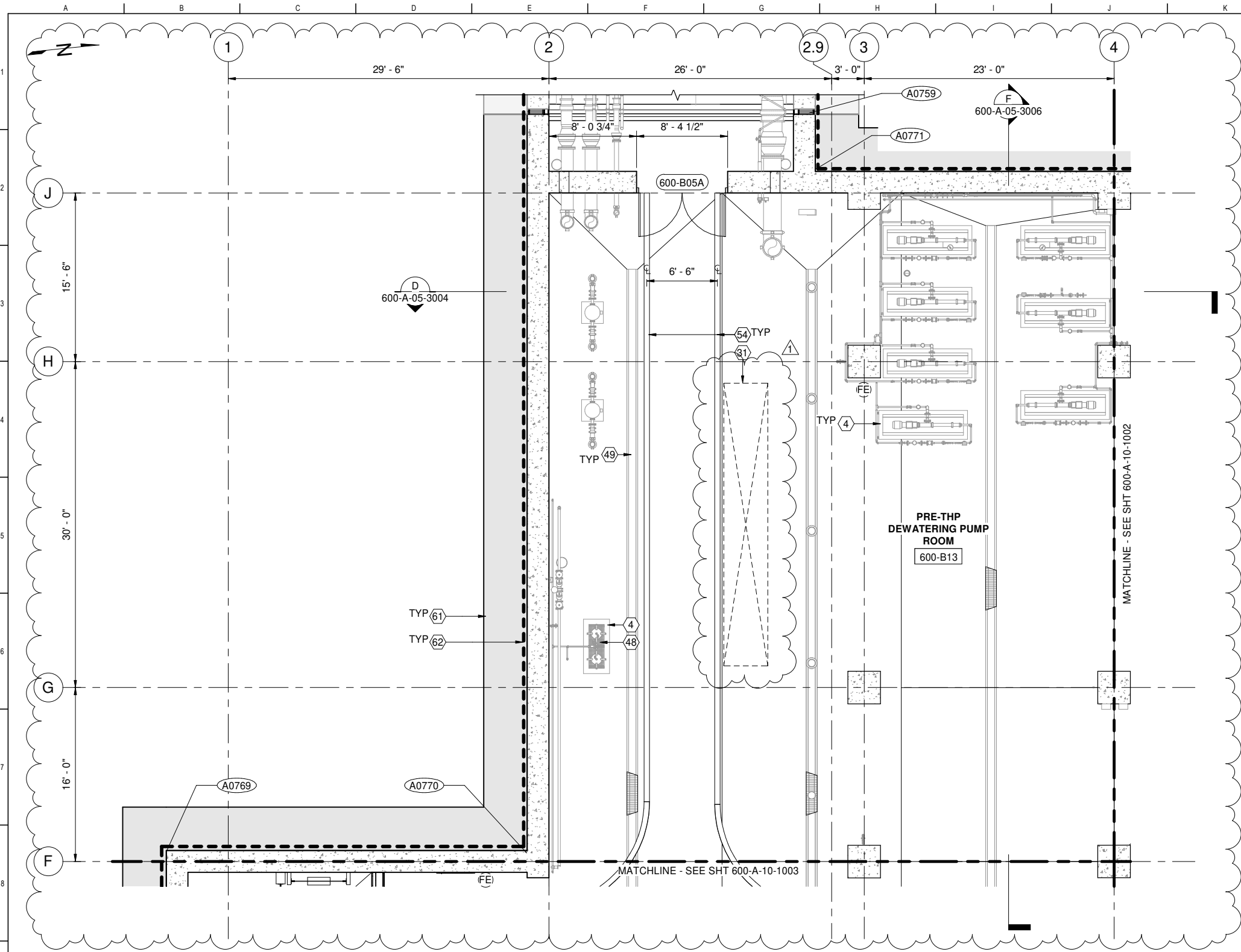
FOR CONSTRUCTION
 Scope II

FOR THE SOLE USE OF THE DOCUMENT RECIPIENT - DO NOT CITE, COPY, OR CIRCULATE WITHOUT THE EXPRESSED PERMISSION OF THE SFPUC.

ELEVATION DATUM
 CITY



BIOSOLIDS DIGESTER FACILITIES PROJECT CONSULTANT TEAM			
Brown and Caldwell		ch2m BLACK & VEATCH	
PROJECT ENGINEER	D. GREEN	DRAWN	H. CHIU
PROJECT MANAGER	T. STIGERS	DESIGNED	L. WANG
APPROVED	M. CHAN	CHECKED	L. WANG
NO.	DATE	DESCRIPTION	BY
		REVISIONS	APPRD



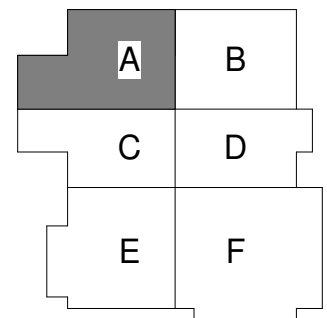
1 PLAN
600-A-05-1001 SCALE: 3/16" = 1'-0"

GENERAL SHEET NOTES

1. SEE 7000 DRAWING SERIES FOR ADDITIONAL INTERIOR INFORMATION
2. SEE SHEETS 000-G-01-7014 THROUGH 7015 FOR GENERAL ARCHITECTURAL NOTES
3. SSD FOR STRUCTURAL INFORMATION
4. SED FOR ELECTRICAL INFORMATION
5. SMD FOR MECHANICAL INFORMATION
6. SHVACD FOR HVAC INFORMATION
7. SPD FOR PLUMBING INFORMATION
8. SODC FOR ODOR INFORMATION
9. DIMENSIONS OF OPENING IN CONCRETE ARE ROUGH OPENINGS, UNO
10. MTL STUD WALLS ARE DIMENSIONED TO CENTERLINE, UNO

SHEET KEY NOTES

- 4 CONCRETE PAD, SSD
- 31 FLOOR HATCH ABOVE, SSD
- 48 FLOOR GRATING, SSD
- 49 DRAIN GRATING, SSD
- 54 PAINT STRIPE
- 61 SHORING SYSTEM, SSD
- 62 WATERPROOFING, SEE SPEC SECTION 07 13 00



FACILITY AREA PLAN

CONTRACT NO. WW-647R


CITY AND COUNTY OF SAN FRANCISCO
PUBLIC UTILITIES COMMISSION
INFRASTRUCTURE DIVISION
ENGINEERING MANAGEMENT BUREAU

SOUTHEAST WATER POLLUTION CONTROL PLANT
BIOSOLIDS DIGESTER FACILITIES PROJECT

600 - SOLIDS PRETREATMENT

BASEMENT PLAN AREA A

BIOSOLIDS DIGESTER FACILITIES PROJECT CONSULTANT TEAM			
PROJECT ENGINEER	D. GREEN	DRAWN	A. HARM
PROJECT MANAGER	T. STIGERS	DESIGNED	D. ELLIOT
APPROVED	J. MCGRAW	CHECKED	G. ROBLEY
NO.	DATE	DESCRIPTION	ALH BY JJM APPROD
12/03/20		REV #1	
REVISIONS			

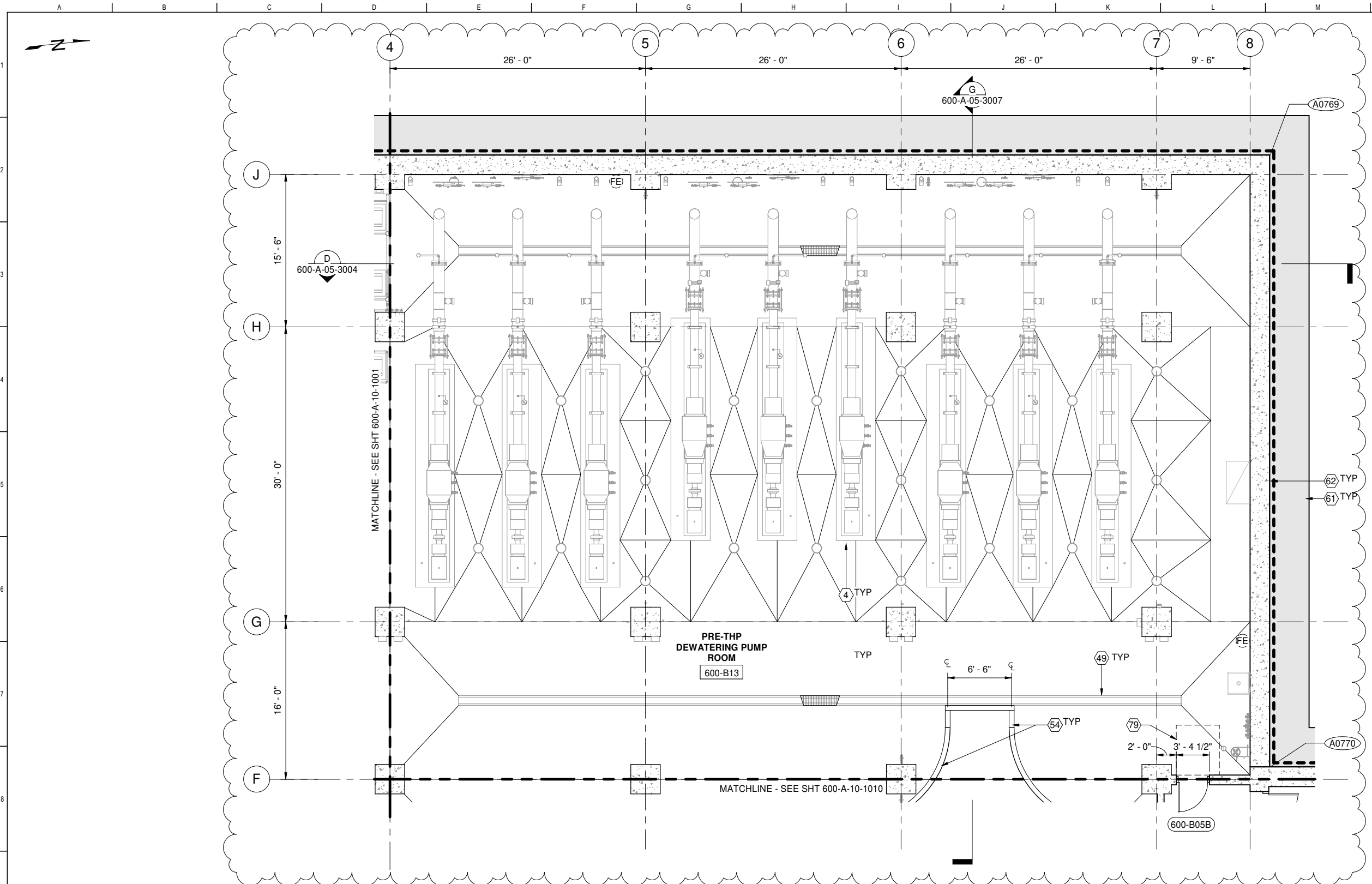


FOR CONSTRUCTION
Scope II

FOR THE SOLE USE OF THE DOCUMENT
RECIPIENT - DO NOT CITE, COPY, OR
CIRCULATE WITHOUT THE EXPRESSED
PERMISSION OF THE SFPUC.

ELEVATION
DATUM
CITY

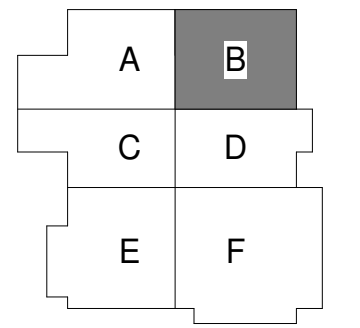
CHECKED / APPROVED	DRAWN
SECTION MANAGER	DESIGNED
WWW O&M MANAGER	SCALE AS SHOWN
DATE	Dec 3, 2020
APPROVED	APPROVED
MANAGER, ENGINEERING MANAGEMENT BUREAU	WWW ENGINEERING MANAGER
PLAN NO.	DRAWING / FILE NO.
600-A-10-1001	1



1 PLAN
600-A-05-1001 SCALE: 3/16" = 1'-0"

- ### GENERAL SHEET NOTES
- SEE 7000 DRAWING SERIES FOR ADDITIONAL INTERIOR INFORMATION
 - SEE SHEETS 000-G-01-7014 THROUGH 7015 FOR GENERAL ARCHITECTURAL NOTES
 - SSD FOR STRUCTURAL INFORMATION
 - SED FOR ELECTRICAL INFORMATION
 - SMD FOR MECHANICAL INFORMATION
 - SHVACD FOR HVAC INFORMATION
 - SPD FOR PLUMBING INFORMATION
 - SODC FOR ODOR INFORMATION
 - DIMENSIONS OF OPENING IN CONCRETE ARE ROUGH OPENINGS, UNO
 - MTL STUD WALLS ARE DIMENSIONED TO CENTERLINE, UNO

- ### SHEET KEY NOTES
- CONCRETE PAD, SSD
 - DRAIN GRATING, SSD
 - PAINT STRIPE
 - SHORING SYSTEM, SSD
 - WATERPROOFING, SEE SPEC SECTION 07 13 00
 - CLEARANCES AT DOORS PER DETAIL A9203



FACILITY AREA PLAN

CONTRACT NO. WW-647R

CITY AND COUNTY OF SAN FRANCISCO
PUBLIC UTILITIES COMMISSION
INFRASTRUCTURE DIVISION
ENGINEERING MANAGEMENT BUREAU

SOUTHEAST WATER POLLUTION CONTROL PLANT
BIOSOLIDS DIGESTER FACILITIES PROJECT

600 - SOLIDS PRETREATMENT

BASEMENT PLAN AREA B

BIOSOLIDS DIGESTER FACILITIES PROJECT
CONSULTANT TEAM



PROJECT ENGINEER	D. GREEN	DRAWN	A. HARM
PROJECT MANAGER	T. STIGERS	DESIGNED	D. ELLIOT
APPROVED	J. MCGRAW	CHECKED	G. ROBLEY

CHECKED / APPROVED	DRAWN
SECTION MANAGER	DESIGNED
WWE O&M MANAGER	SCALE AS SHOWN DATE Dec 3, 2020
APPROVED	APPROVED

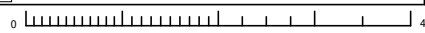

NO.	DATE	REVISIONS	ALH	JJM
1	12/03/20	REV #1		

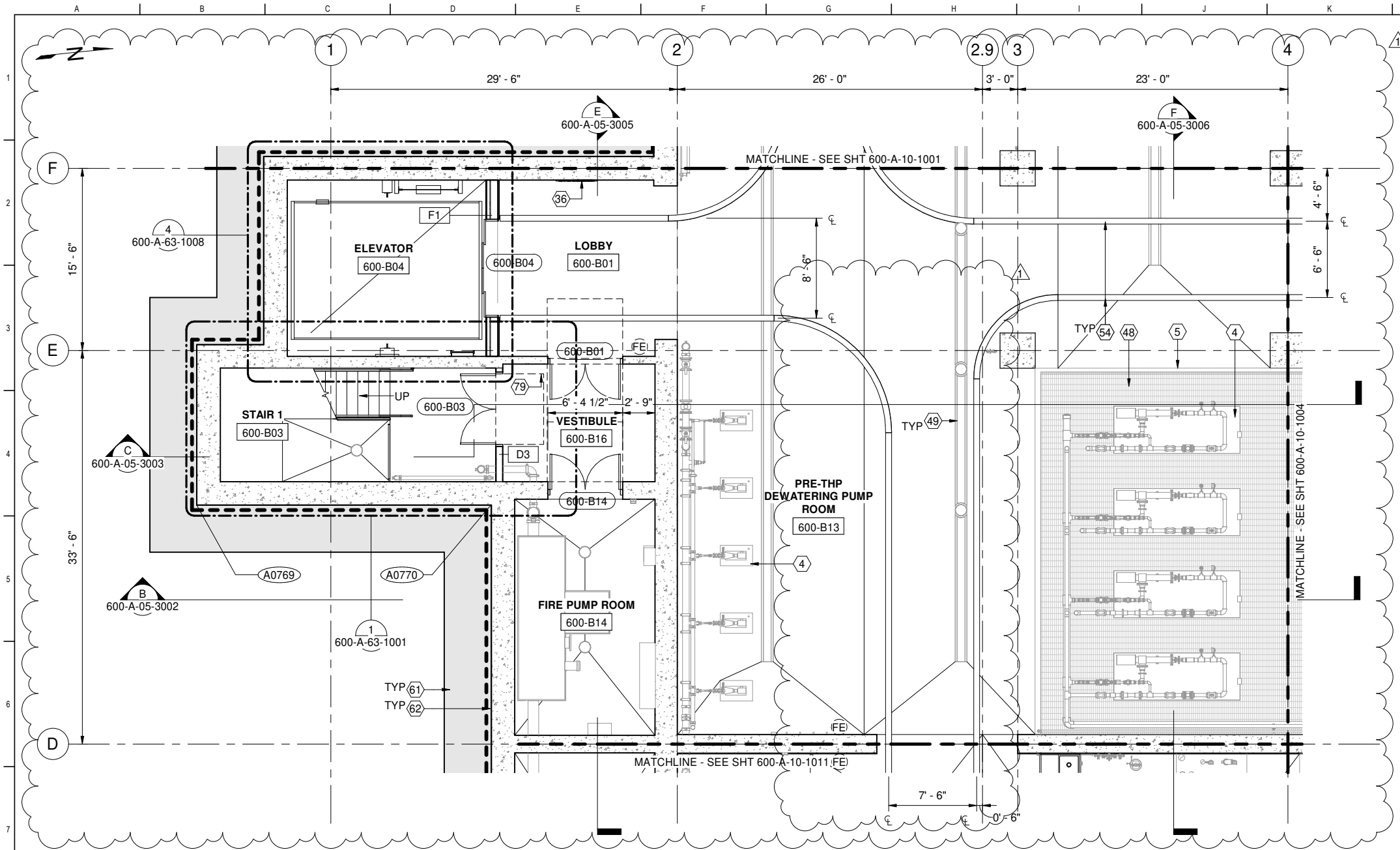
MANAGER, ENGINEERING MANAGEMENT BUREAU	WWE ENGINEERING MANAGER
PLAN NO. 600-A-10-1002	DRAWING / FILE NO. 1

FOR CONSTRUCTION
Scope II

FOR THE SOLE USE OF THE DOCUMENT
RECIPIENT - DO NOT CITE, COPY, OR
CIRCULATE WITHOUT THE EXPRESSED
PERMISSION OF THE SFPUC.

ELEVATION
DATUM
CITY





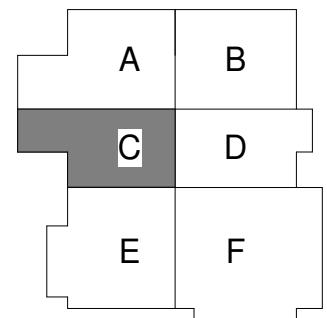
1 PLAN
600-A-05-1001 SCALE: 3/16" = 1'-0"

GENERAL SHEET NOTES

- SEE 7000 DRAWING SERIES FOR ADDITIONAL INTERIOR INFORMATION
- SEE SHEETS 000-G-01-7014 THROUGH 7015 FOR GENERAL ARCHITECTURAL NOTES
- SSD FOR STRUCTURAL INFORMATION
- SED FOR ELECTRICAL INFORMATION
- SMD FOR MECHANICAL INFORMATION
- SHVACD FOR HVAC INFORMATION
- SPD FOR PLUMBING INFORMATION
- SODC FOR ODOR INFORMATION
- DIMENSIONS OF OPENING IN CONCRETE ARE ROUGH OPENINGS, UNO
- MTL STUD WALLS ARE DIMENSIONED TO CENTERLINE, UNO

SHEET KEY NOTES

- CONCRETE PAD, SSD
- CONCRETE CURB, SSD
- ELEVATOR SIGN, SEE 7000 DRAWING SERIES
- FLOOR GRATING, SSD
- DRAIN GRATING, SSD
- PAINT STRIPE
- SHORING SYSTEM, SSD
- WATERPROOFING, SEE SPEC SECTION 07 13 00
- CLEARANCES AT DOORS PER DETAIL A9203



FACILITY AREA PLAN

CONTRACT NO. WW-647R

CITY AND COUNTY OF SAN FRANCISCO
PUBLIC UTILITIES COMMISSION
INFRASTRUCTURE DIVISION
ENGINEERING MANAGEMENT BUREAU

SOUTHEAST WATER POLLUTION CONTROL PLANT
BIOSOLIDS DIGESTER FACILITIES PROJECT

600 - SOLIDS PRETREATMENT

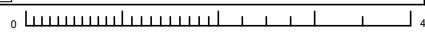
BASEMENT PLAN AREA C

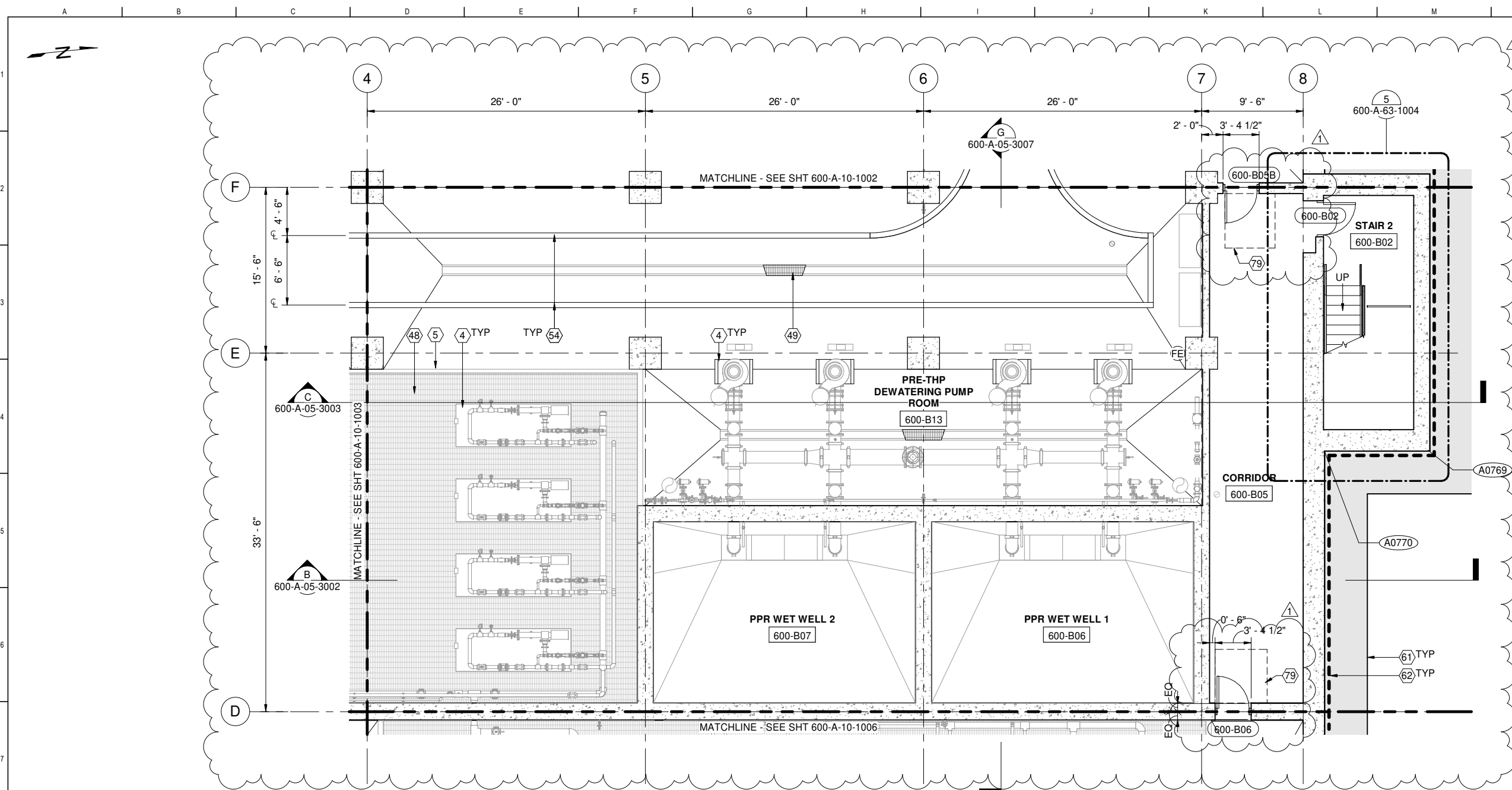
BIOSOLIDS DIGESTER FACILITIES PROJECT CONSULTANT TEAM					
PROJECT ENGINEER	D. GREEN	DRAWN	A. HARM	CHECKED / APPROVED	DRAWN
PROJECT MANAGER	T. STIGERS	DESIGNED	D. ELLIOT	SECTION MANAGER	DESIGNED
APPROVED	J. MCGRAW	CHECKED	G. ROBLEY	WWE O&M MANAGER	SCALE AS SHOWN DATE Dec 3, 2020
				APPROVED MANAGER, ENGINEERING MANAGEMENT BUREAU WWE ENGINEERING MANAGER	
NO.	DATE	DESCRIPTION	ALH	JJM	PLAN NO. 600-A-10-1003
REVISIONS			BY	APPROD	DRAWING / FILE NO. 1

FOR CONSTRUCTION
Scope II

FOR THE SOLE USE OF THE DOCUMENT
RECIPIENT - DO NOT CITE, COPY, OR
CIRCULATE WITHOUT THE EXPRESSED
PERMISSION OF THE SFPUC.

ELEVATION
DATUM
CITY





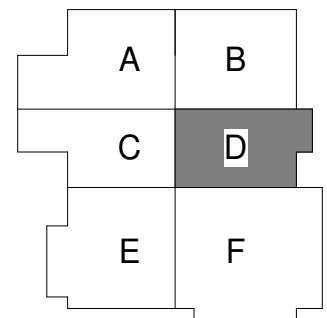
1 PLAN
600-A-05-1001 SCALE: 3/16" = 1'-0"

GENERAL SHEET NOTES

- SEE 7000 DRAWING SERIES FOR ADDITIONAL INTERIOR INFORMATION
- SEE SHEETS 000-G-01-7014 THROUGH 7015 FOR GENERAL ARCHITECTURAL NOTES
- SSD FOR STRUCTURAL INFORMATION
- SED FOR ELECTRICAL INFORMATION
- SMD FOR MECHANICAL INFORMATION
- SHVACD FOR HVAC INFORMATION
- SPD FOR PLUMBING INFORMATION
- SODC FOR ODOR INFORMATION
- DIMENSIONS OF OPENING IN CONCRETE ARE ROUGH OPENINGS, UNO
- MTL STUD WALLS ARE DIMENSIONED TO CENTERLINE, UNO

SHEET KEY NOTES

- 4 CONCRETE PAD, SSD
- 5 CONCRETE CURB, SSD
- 48 FLOOR GRATING, SSD
- 49 DRAIN GRATING, SSD
- 54 PAINT STRIPE
- 61 SHORING SYSTEM, SSD
- 62 WATERPROOFING, SEE SPEC SECTION 07 13 00
- 79 CLEARANCES AT DOORS PER DETAIL A9203



FACILITY AREA PLAN

CONTRACT NO. WW-647R

CITY AND COUNTY OF SAN FRANCISCO
PUBLIC UTILITIES COMMISSION
INFRASTRUCTURE DIVISION
ENGINEERING MANAGEMENT BUREAU

SOUTHEAST WATER POLLUTION CONTROL PLANT
BIOSOLIDS DIGESTER FACILITIES PROJECT

600 - SOLIDS PRETREATMENT

BASEMENT PLAN AREA D

- THE EDGE OF REQUIRED MANEUVERING CLEARANCE AT EACH SIDE OF DOOR IS TO BE NO FURTHER THAN 8" FROM THE FACE OF THE GIVEN DOOR.
- REQUIRED MANEUVERING CLEARANCES AT DOORS MUST BE FREE OF PROTRUSIONS FOR THE FULL HEIGHT (OR 80" MIN) OF THE DOOR.

BIOSOLIDS DIGESTER FACILITIES PROJECT
CONSULTANT TEAM



PROJECT ENGINEER	D. GREEN	DRAWN	A. HARM
PROJECT MANAGER	T. STIGERS	DESIGNED	D. ELLIOT
APPROVED	J. MCGRAW	CHECKED	G. ROBLEY

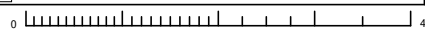
CHECKED / APPROVED	DRAWN
SECTION MANAGER	DESIGNED
WWE O&M MANAGER	SCALE AS SHOWN DATE Dec 3, 2020
APPROVED	APPROVED

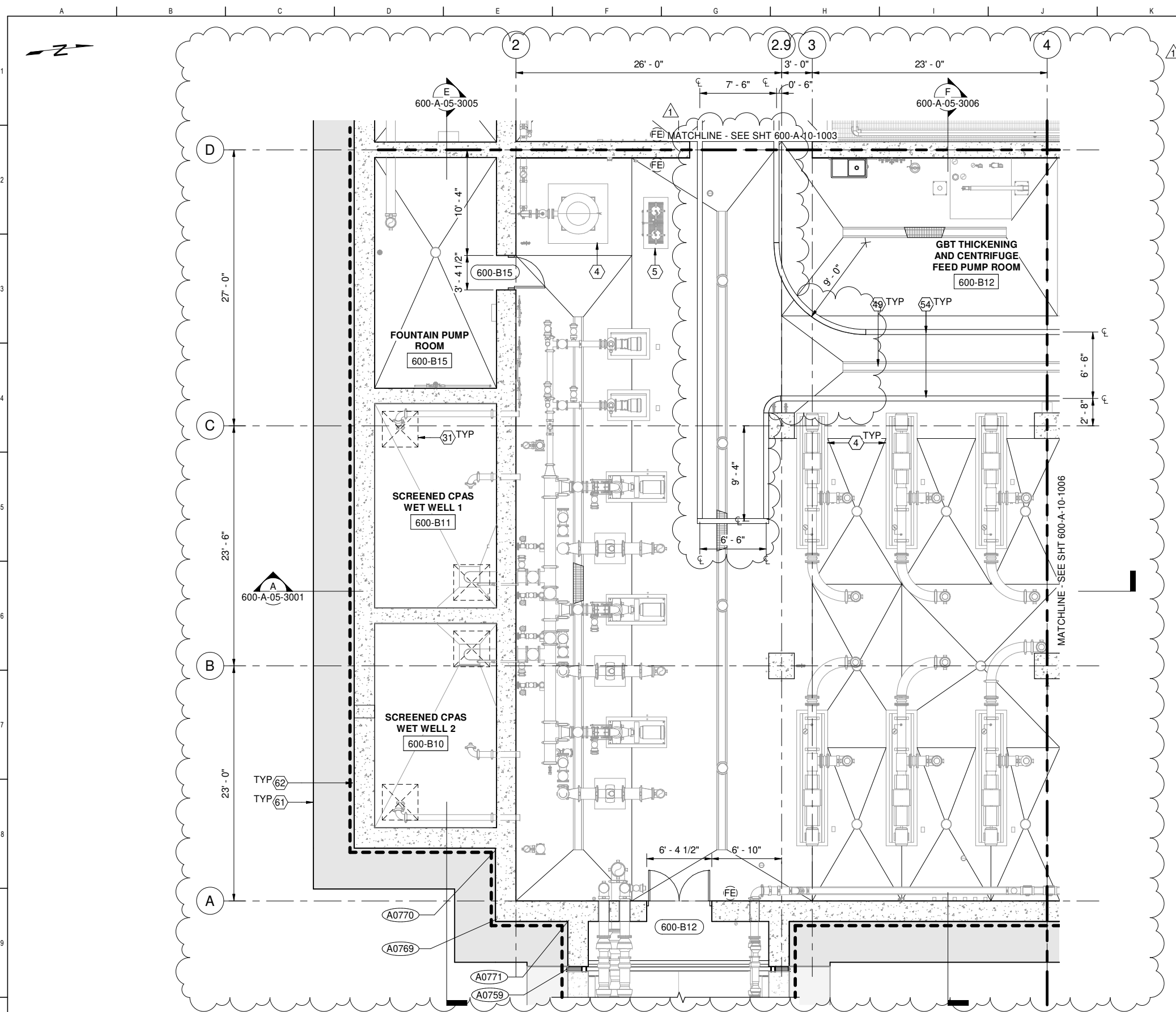
MANAGER, ENGINEERING MANAGEMENT BUREAU	WWE ENGINEERING MANAGER
PLAN NO. 600-A-10-1004	DRAWING / FILE NO. 1

FOR CONSTRUCTION
Scope II

FOR THE SOLE USE OF THE DOCUMENT RECIPIENT - DO NOT CITE, COPY, OR CIRCULATE WITHOUT THE EXPRESSED PERMISSION OF THE SFPUC.

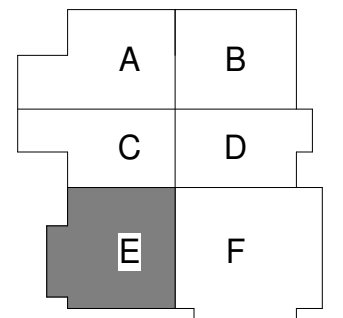
ELEVATION DATUM
CITY





- ### GENERAL SHEET NOTES
- SEE 7000 DRAWING SERIES FOR ADDITIONAL INTERIOR INFORMATION
 - SEE SHEETS 000-G-01-7014 THROUGH 7015 FOR GENERAL ARCHITECTURAL NOTES
 - SSD FOR STRUCTURAL INFORMATION
 - SED FOR ELECTRICAL INFORMATION
 - SMD FOR MECHANICAL INFORMATION
 - SHVACD FOR HVAC INFORMATION
 - SPD FOR PLUMBING INFORMATION
 - SODC FOR ODOR INFORMATION
 - DIMENSIONS OF OPENING IN CONCRETE ARE ROUGH OPENINGS, UNO
 - MTL STUD WALLS ARE DIMENSIONED TO CENTERLINE, UNO

- ### SHEET KEY NOTES
- CONCRETE PAD, SSD
 - CONCRETE CURB, SSD
 - FLOOR HATCH ABOVE, SSD
 - DRAIN GRATING, SSD
 - PAINT STRIPE
 - SHORING SYSTEM, SSD
 - WATERPROOFING, SEE SPEC SECTION 07 13 00



FACILITY AREA PLAN

CONTRACT NO. WW-647R

CITY AND COUNTY OF SAN FRANCISCO
PUBLIC UTILITIES COMMISSION
 INFRASTRUCTURE DIVISION
 ENGINEERING MANAGEMENT BUREAU


SOUTHEAST WATER POLLUTION CONTROL PLANT
 BIOSOLIDS DIGESTER FACILITIES PROJECT

600 - SOLIDS PRETREATMENT
BASEMENT PLAN AREA E

BIOSOLIDS DIGESTER FACILITIES PROJECT
 CONSULTANT TEAM

PROJECT ENGINEER	D. GREEN	DRAWN	A. HARM
PROJECT MANAGER	T. STIGERS	DESIGNED	D. ELLIOT
APPROVED	J. MCGRAW	CHECKED	G. ROBLEY

CHECKED / APPROVED	DRAWN
SECTION MANAGER	DESIGNED
WWE O&M MANAGER	SCALE AS SHOWN
DATE	Dec 3, 2020
APPROVED	APPROVED
MANAGER, ENGINEERING MANAGEMENT BUREAU	WWE ENGINEERING MANAGER
PLAN NO.	DRAWING / FILE NO.
600-A-10-1005	1

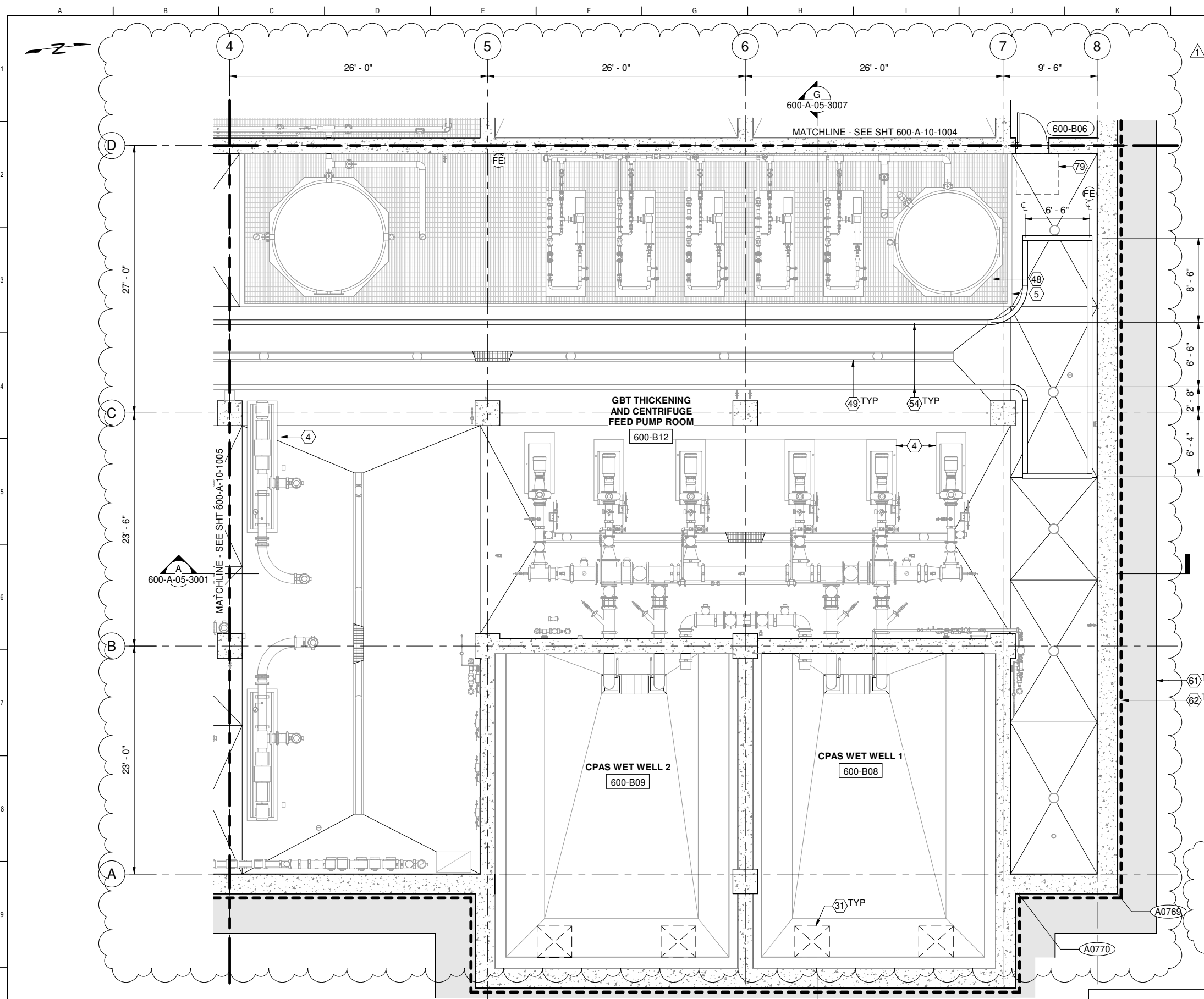


1 PLAN
 600-A-05-1001 SCALE: 3/16" = 1'-0"

FOR CONSTRUCTION
 Scope II

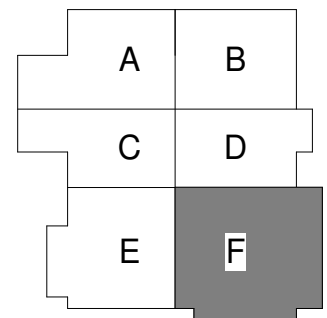
FOR THE SOLE USE OF THE DOCUMENT
 RECIPIENT - DO NOT CITE, COPY, OR
 CIRCULATE WITHOUT THE EXPRESSED
 PERMISSION OF THE SFPUC.

ELEVATION
 DATUM
 CITY



- ### GENERAL SHEET NOTES
- SEE 7000 DRAWING SERIES FOR ADDITIONAL INTERIOR INFORMATION
 - SEE SHEETS 000-G-01-7014 THROUGH 7015 FOR GENERAL ARCHITECTURAL NOTES
 - SSD FOR STRUCTURAL INFORMATION
 - SED FOR ELECTRICAL INFORMATION
 - SMD FOR MECHANICAL INFORMATION
 - SHVACD FOR HVAC INFORMATION
 - SPD FOR PLUMBING INFORMATION
 - SODC FOR ODOR INFORMATION
 - DIMENSIONS OF OPENING IN CONCRETE ARE ROUGH OPENINGS, UNO
 - MTL STUD WALLS ARE DIMENSIONED TO CENTERLINE, UNO

- ### SHEET KEY NOTES
- CONCRETE PAD, SSD
 - CONCRETE CURB, SSD
 - FLOOR HATCH ABOVE, SSD
 - FLOOR GRATING, SSD
 - DRAIN GRATING, SSD
 - PAINT STRIPE
 - SHORING SYSTEM, SSD
 - WATERPROOFING, SEE SPEC SECTION 07 13 00
 - CLEARANCES AT DOORS PER DETAIL A9203



FACILITY AREA PLAN

CONTRACT NO. WW-647R

CITY AND COUNTY OF SAN FRANCISCO
PUBLIC UTILITIES COMMISSION
 INFRASTRUCTURE DIVISION
 ENGINEERING MANAGEMENT BUREAU

SOUTHEAST WATER POLLUTION CONTROL PLANT
BIO-SOLIDS DIGESTER FACILITIES PROJECT

600 - SOLIDS PRETREATMENT

BASEMENT PLAN AREA F


- THE EDGE OF REQUIRED MANEUVERING CLEARANCE AT EACH SIDE OF DOOR IS TO BE NO FURTHER THAN 8" FROM THE FACE OF THE GIVEN DOOR.
- REQUIRED MANEUVERING CLEARANCES AT DOORS MUST BE FREE OF PROTRUSIONS FOR THE FULL HEIGHT, (OR 80", MIN) OF THE DOOR.

1 PLAN
 600-A-05-1001 SCALE: 3/16" = 1'-0"

FOR CONSTRUCTION
 Scope II

FOR THE SOLE USE OF THE DOCUMENT RECIPIENT - DO NOT CITE, COPY, OR CIRCULATE WITHOUT THE EXPRESSED PERMISSION OF THE SFPUC.

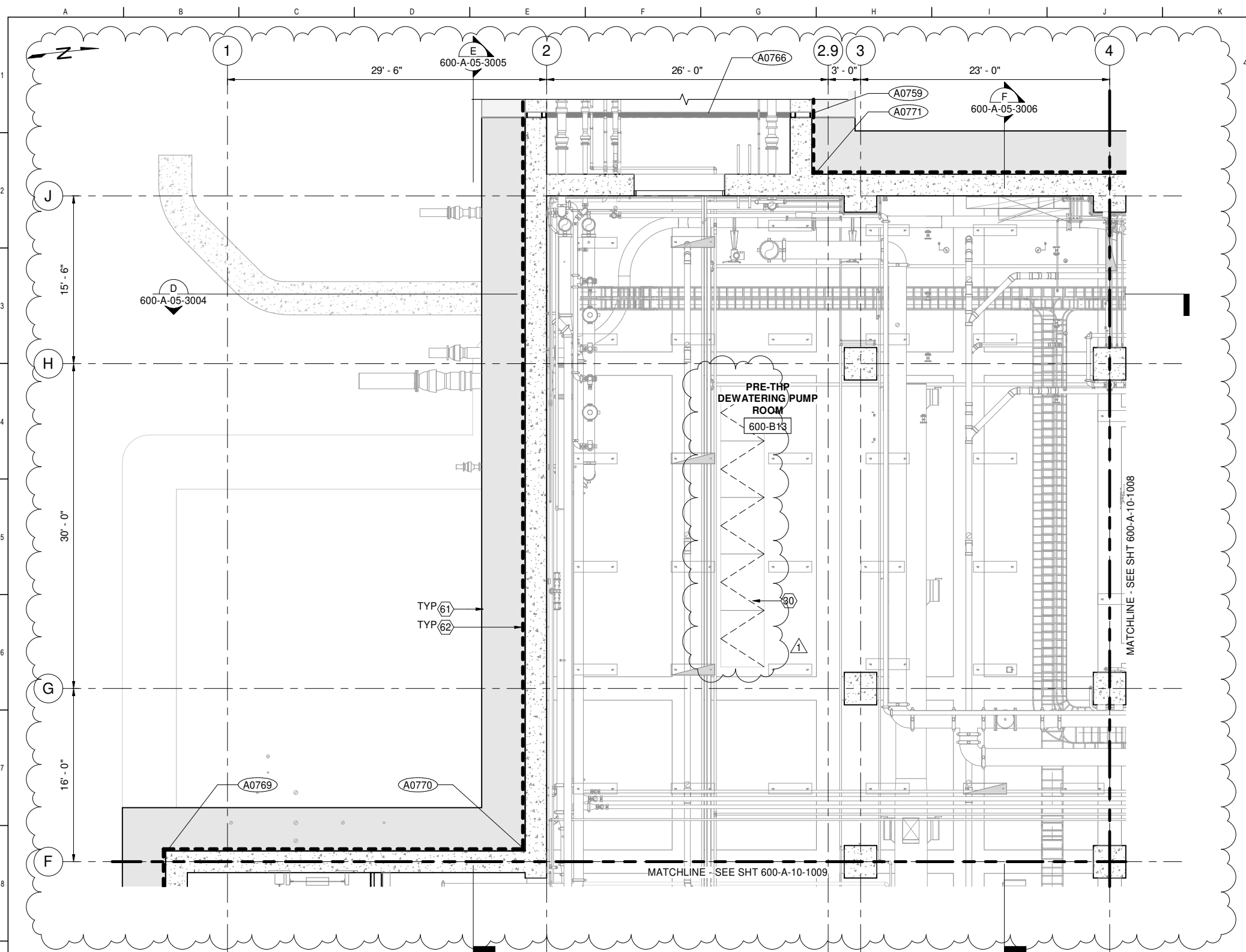
ELEVATION DATUM
 CITY



BIO-SOLIDS DIGESTER FACILITIES PROJECT
 CONSULTANT TEAM

PROJECT ENGINEER	D. GREEN	DRAWN	A. HARM
PROJECT MANAGER	T. STIGERS	DESIGNED	D. ELLIOT
APPROVED	J. MCGRAW	CHECKED	G. ROBLEY
1	12/03/20	REV #1	ALH JJM
NO.	DATE	DESCRIPTION	BY
REVISIONS			

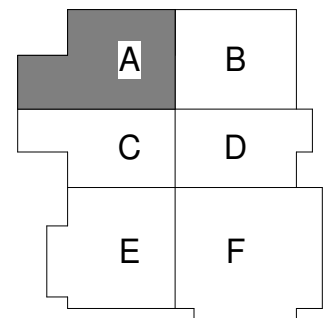
CHECKED / APPROVED	DRAWN
SECTION MANAGER	DESIGNED
WWE O&M MANAGER	SCALE AS SHOWN
DATE	Dec 3, 2020
APPROVED	APPROVED
MANAGER, ENGINEERING MANAGEMENT BUREAU	WWE ENGINEERING MANAGER
PLAN NO.	DRAWING / FILE NO.
600-A-10-1006	1



1 PLAN
600-A-05-1008 SCALE: 3/16" = 1'-0"

- ### GENERAL SHEET NOTES
- SEE ARCHITECTURAL FINISH SCHEDULES FOR ADDITIONAL FINISH INFORMATION
 - SEE 7000 DRAWING SERIES FOR ADDITIONAL INTERIOR INFORMATION
 - SED AND SYMBOLS FOR LIGHTING FIXTURES AND LOCATIONS
 - SMD FOR MECHANICAL INFORMATION
 - SHVACD FOR HVAC INFORMATION
 - SPD FOR PLUMBING INFORMATION
 - SODC FOR ODOR INFORMATION

- ### SHEET KEY NOTES
- FLOOR HATCH, SSD
 - SHORING SYSTEM, SSD
 - WATERPROOFING, SEE SPEC SECTION 07 13 00



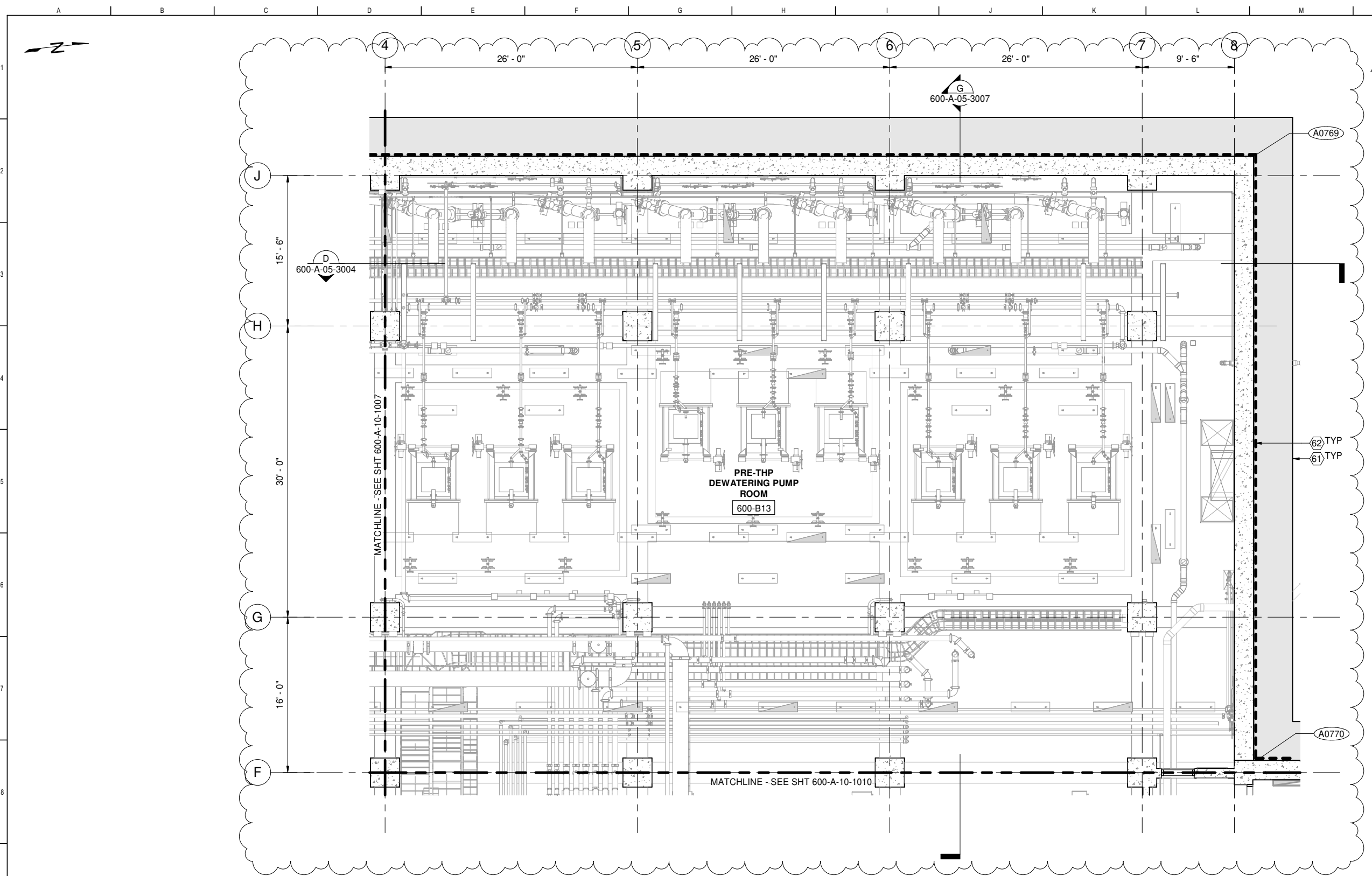
FACILITY AREA PLAN
CONTRACT NO. WW-647R
 CITY AND COUNTY OF SAN FRANCISCO
PUBLIC UTILITIES COMMISSION
 INFRASTRUCTURE DIVISION
 ENGINEERING MANAGEMENT BUREAU
 SOUTHEAST WATER POLLUTION CONTROL PLANT
 BIOSOLIDS DIGESTER FACILITIES PROJECT
 600 - SOLIDS PRETREATMENT
BASEMENT REFLECTED CEILING PLAN AREA A

BIOSOLIDS DIGESTER FACILITIES PROJECT CONSULTANT TEAM					
PROJECT ENGINEER	D. GREEN	DRAWN	A. HARM	CHECKED / APPROVED	DRAWN
PROJECT MANAGER	T. STIGERS	DESIGNED	D. ELLIOT	SECTION MANAGER	DESIGNED
APPROVED	J. MCGRAW	CHECKED	G. ROBLEY	WWE O&M MANAGER	SCALE AS SHOWN DATE Dec 3, 2020
				APPROVED MANAGER, ENGINEERING MANAGEMENT BUREAU WWE ENGINEERING MANAGER	
NO.	DATE	DESCRIPTION	BY	APPROV.	REVISION
1	12/03/20	REV #1	ALH	JJM	
600-A-10-1007					1

FOR CONSTRUCTION
Scope II

FOR THE SOLE USE OF THE DOCUMENT
 RECIPIENT - DO NOT CITE, COPY, OR
 CIRCULATE WITHOUT THE EXPRESSED
 PERMISSION OF THE SFPUC.

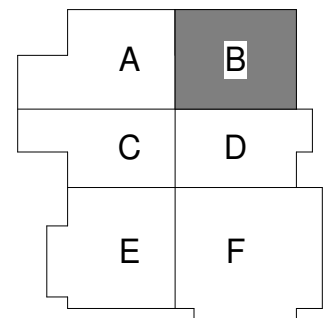
ELEVATION
 DATUM
 CITY



2 PLAN
600-A-05-1008 SCALE: 3/16" = 1'-0"

- ### GENERAL SHEET NOTES
- SEE ARCHITECTURAL FINISH SCHEDULES FOR ADDITIONAL FINISH INFORMATION
 - SEE 7000 DRAWING SERIES FOR ADDITIONAL INTERIOR INFORMATION
 - SED AND SYMBOLS FOR LIGHTING FIXTURES AND LOCATIONS
 - SMD FOR MECHANICAL INFORMATION
 - SHVACD FOR HVAC INFORMATION
 - SPD FOR PLUMBING INFORMATION
 - SODC FOR ODOR INFORMATION

- ### SHEET KEY NOTES
- SHORING SYSTEM, SSD
 - WATERPROOFING, SEE SPEC SECTION 07 13 00



FACILITY AREA PLAN

CONTRACT NO. WW-647R

CITY AND COUNTY OF SAN FRANCISCO
PUBLIC UTILITIES COMMISSION
INFRASTRUCTURE DIVISION
ENGINEERING MANAGEMENT BUREAU

SOUTHEAST WATER POLLUTION CONTROL PLANT
BIOSOLIDS DIGESTER FACILITIES PROJECT
600 - SOLIDS PRETREATMENT

BASEMENT REFLECTED CEILING PLAN AREA B

BIOSOLIDS DIGESTER FACILITIES PROJECT
CONSULTANT TEAM



PROJECT ENGINEER	D. GREEN	DRAWN	A. HARM
PROJECT MANAGER	T. STIGERS	DESIGNED	D. ELLIOT
APPROVED	J. MCGRAW	CHECKED	G. ROBLEY

CHECKED / APPROVED	DRAWN
SECTION MANAGER	DESIGNED
WWE O&M MANAGER	SCALE AS SHOWN DATE Dec 3, 2020
APPROVED	APPROVED

NO.	DATE	DESCRIPTION	ALH	JJM
1	12/03/20	REV #1		
REVISIONS			BY	APPROD

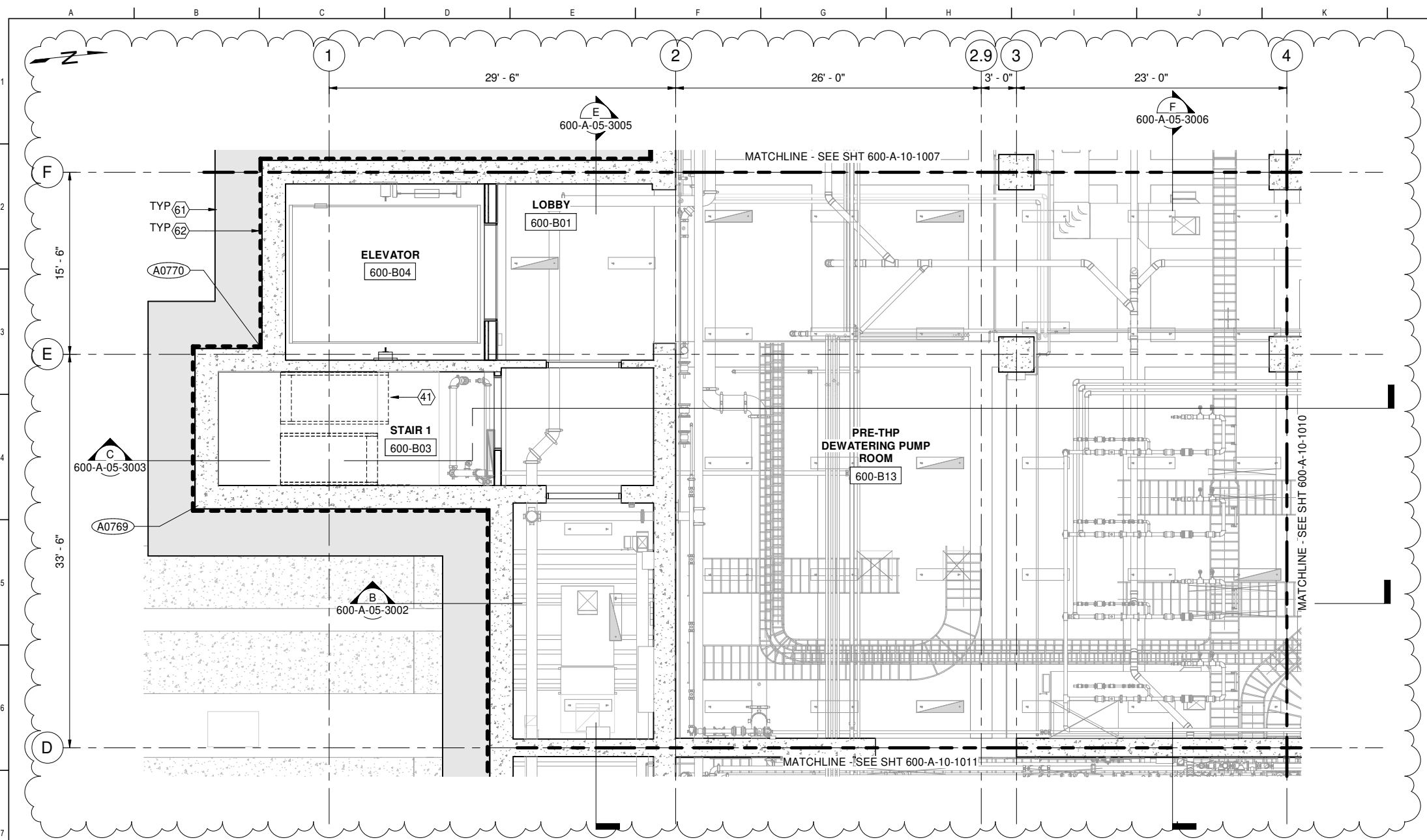
MANAGER, ENGINEERING MANAGEMENT BUREAU	WWE ENGINEERING MANAGER
PLAN NO. 600-A-10-1008	DRAWING / FILE NO. 1



FOR CONSTRUCTION
Scope II

FOR THE SOLE USE OF THE DOCUMENT
RECIPIENT - DO NOT CITE, COPY, OR
CIRCULATE WITHOUT THE EXPRESSED
PERMISSION OF THE SFPUC.

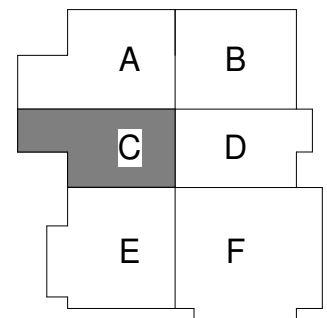
ELEVATION
DATUM
CITY



2 PLAN
600-A-05-1008 SCALE: 3/16" = 1'-0"

- ### GENERAL SHEET NOTES
1. SEE ARCHITECTURAL FINISH SCHEDULES FOR ADDITIONAL FINISH INFORMATION
 2. SEE 7000 DRAWING SERIES FOR ADDITIONAL INTERIOR INFORMATION
 3. SED AND SYMBOLS FOR LIGHTING FIXTURES AND LOCATIONS
 4. SMD FOR MECHANICAL INFORMATION
 5. SHVACD FOR HVAC INFORMATION
 6. SPD FOR PLUMBING INFORMATION
 7. SODC FOR ODOR INFORMATION

- ### SHEET KEY NOTES
- 41 CONCRETE PAN STAIR, SSD
 - 61 SHORING SYSTEM, SSD
 - 62 WATERPROOFING, SEE SPEC SECTION 07 13 00



FACILITY AREA PLAN

CONTRACT NO. WW-647R

CITY AND COUNTY OF SAN FRANCISCO
PUBLIC UTILITIES COMMISSION
INFRASTRUCTURE DIVISION
ENGINEERING MANAGEMENT BUREAU

SOUTHEAST WATER POLLUTION CONTROL PLANT
BIOSOLIDS DIGESTER FACILITIES PROJECT
600 - SOLIDS PRETREATMENT


BASEMENT REFLECTED CEILING PLAN AREA C

BIOSOLIDS DIGESTER FACILITIES PROJECT
CONSULTANT TEAM

PROJECT ENGINEER	D. GREEN	DRAWN	A. HARM
PROJECT MANAGER	T. STIGERS	DESIGNED	D. ELLIOT
APPROVED	J. MCGRAW	CHECKED	G. ROBLEY

12/03/20 REV #1

NO.	DATE	DESCRIPTION	BY	APPROD
			ALH	JJM

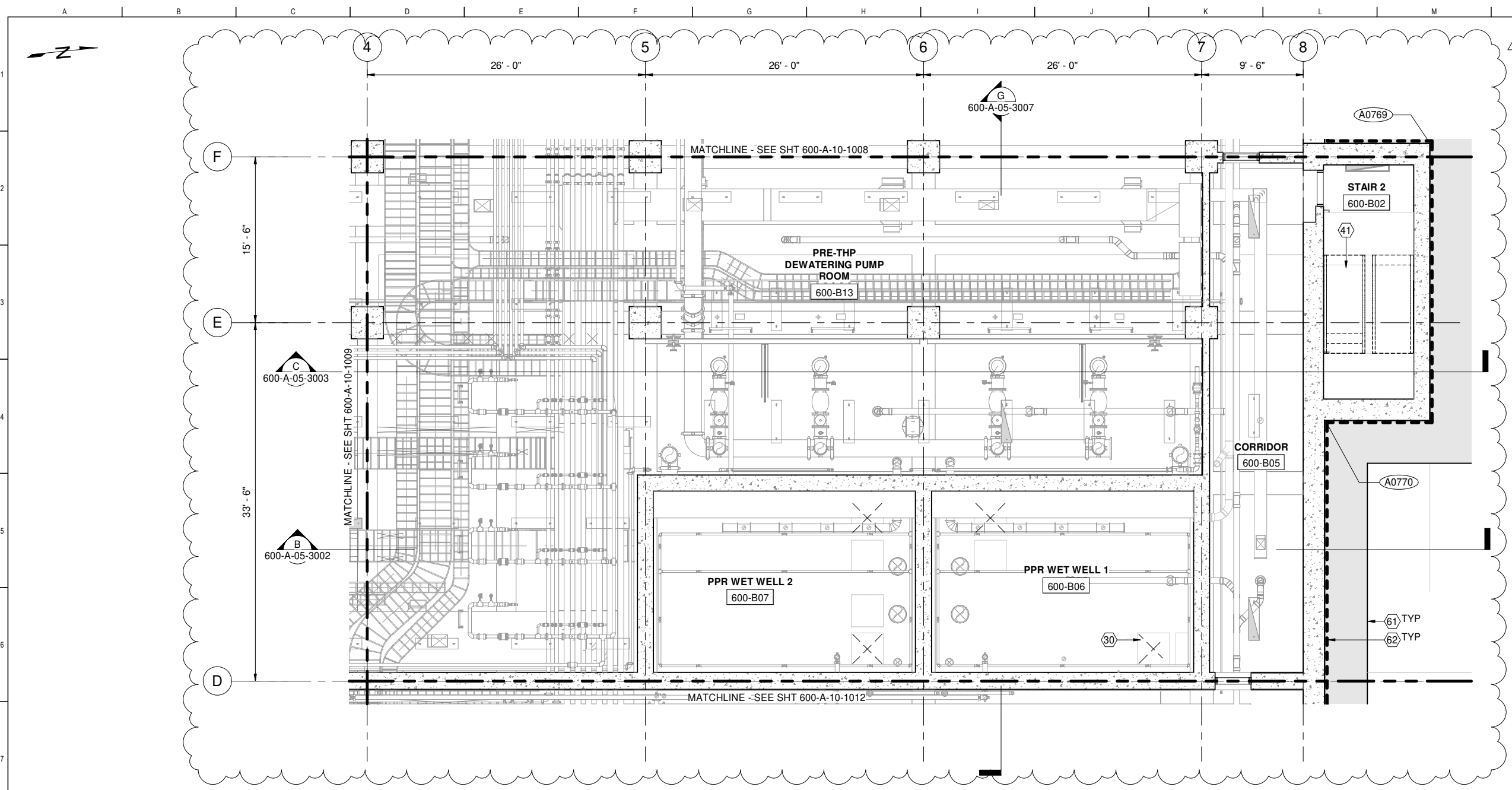


FOR CONSTRUCTION
Scope II

FOR THE SOLE USE OF THE DOCUMENT
RECIPIENT - DO NOT CITE, COPY, OR
CIRCULATE WITHOUT THE EXPRESSED
PERMISSION OF THE SFPUC.

ELEVATION
DATUM
CITY

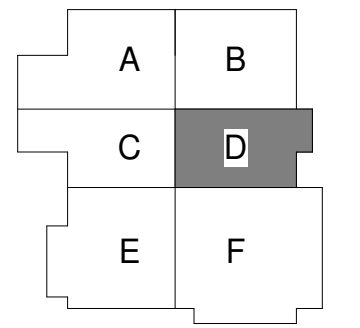
CHECKED / APPROVED	DRAWN
SECTION MANAGER	DESIGNED
WWE O&M MANAGER	SCALE AS SHOWN
DATE	Dec 3, 2020
APPROVED	APPROVED
MANAGER, ENGINEERING MANAGEMENT BUREAU	WWE ENGINEERING MANAGER
PLAN NO.	DRAWING / FILE NO.
600-A-10-1009	1



- ### GENERAL SHEET NOTES
- SEE ARCHITECTURAL FINISH SCHEDULES FOR ADDITIONAL FINISH INFORMATION
 - SEE 7000 DRAWING SERIES FOR ADDITIONAL INTERIOR INFORMATION
 - SED AND SYMBOLS FOR LIGHTING FIXTURES AND LOCATIONS
 - SMD FOR MECHANICAL INFORMATION
 - SHVACD FOR HVAC INFORMATION
 - SPD FOR PLUMBING INFORMATION
 - SODC FOR ODOR INFORMATION


- ### SHEET KEY NOTES
- FLOOR HATCH, SSD
 - CONCRETE PAN STAIR, SSD
 - SHORING SYSTEM, SSD
 - WATERPROOFING, SEE SPEC SECTION 07 13-00

2 PLAN
600-A-05-1008 SCALE: 3/16" = 1'-0"



FACILITY AREA PLAN
CONTRACT NO. WW-647R
 CITY AND COUNTY OF SAN FRANCISCO
PUBLIC UTILITIES COMMISSION
 INFRASTRUCTURE DIVISION
 ENGINEERING MANAGEMENT BUREAU
SOUTHEAST WATER POLLUTION CONTROL PLANT
BIO-SOLIDS DIGESTER FACILITIES PROJECT
 600 - SOLIDS PRETREATMENT
BASEMENT REFLECTED CEILING PLAN AREA D

- THE EDGE OF REQUIRED MANEUVERING CLEARANCE AT EACH SIDE OF DOOR IS TO BE NO FURTHER THAN 8" FROM THE FACE OF THE GIVEN DOOR.
- REQUIRED MANEUVERING CLEARANCES AT DOORS MUST BE FREE OF PROTRUSIONS FOR THE FULL HEIGHT (OR 80" MIN) OF THE DOOR.

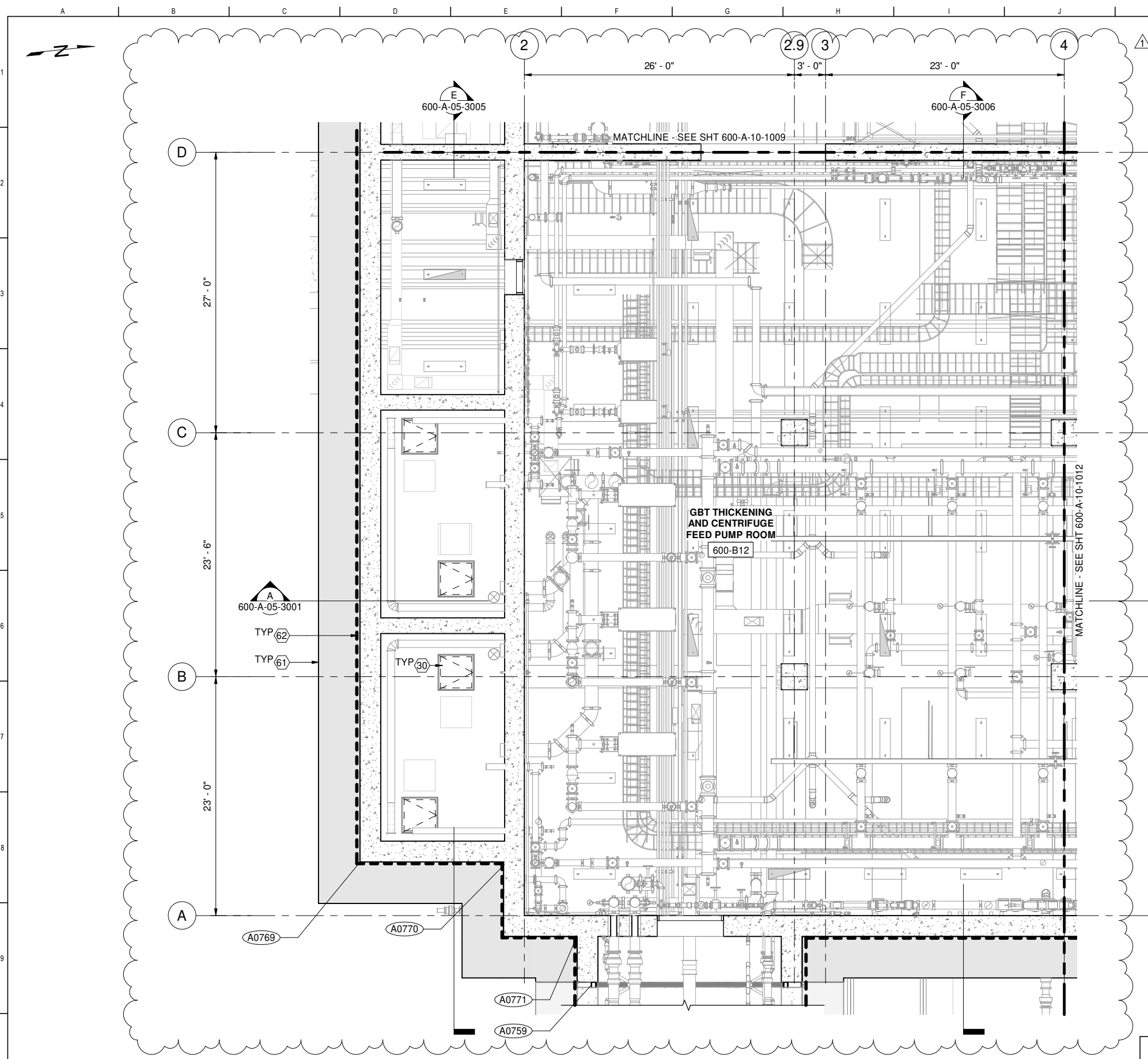


BIOSOLIDS DIGESTER FACILITIES PROJECT CONSULTANT TEAM															
PROJECT ENGINEER	D. GREEN	DRAWN	A. HARM	CHECKED / APPROVED	DRAWN										
PROJECT MANAGER	T. STIGERS	DESIGNED	D. ELLIOT	SECTION MANAGER	DESIGNED										
APPROVED	J. MCGRAW	CHECKED	G. ROBLEY	WWE O&M MANAGER	SCALE AS SHOWN DATE Dec 3, 2020										
<table border="1"> <tr> <th>NO.</th> <th>DATE</th> <th>DESCRIPTION</th> <th>ALH</th> <th>JJM</th> </tr> <tr> <td>1</td> <td>12/03/20</td> <td>REV #1</td> <td></td> <td></td> </tr> </table>				NO.	DATE	DESCRIPTION	ALH	JJM	1	12/03/20	REV #1			APPROVED MANAGER, ENGINEERING MANAGEMENT BUREAU 600-A-10-1010	
NO.	DATE	DESCRIPTION	ALH	JJM											
1	12/03/20	REV #1													
APPROVED WWE ENGINEERING MANAGER DRAWING / FILE NO.				REVISION 1											

FOR CONSTRUCTION
Scope II

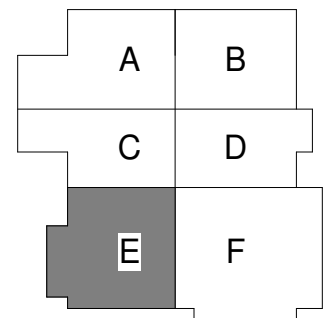
FOR THE SOLE USE OF THE DOCUMENT
RECIPIENT - DO NOT CITE, COPY, OR
CIRCULATE WITHOUT THE EXPRESSED
PERMISSION OF THE SFPUC.

ELEVATION
DATUM
CITY



- ### GENERAL SHEET NOTES
- SEE ARCHITECTURAL FINISH SCHEDULES FOR ADDITIONAL FINISH INFORMATION
 - SEE 7000 DRAWING SERIES FOR ADDITIONAL INTERIOR INFORMATION
 - SED AND SYMBOLS FOR LIGHTING FIXTURES AND LOCATIONS
 - SMD FOR MECHANICAL INFORMATION
 - SHVACD FOR HVAC INFORMATION
 - SPD FOR PLUMBING INFORMATION
 - SODC FOR ODOR INFORMATION

- ### SHEET KEY NOTES
- 30 FLOOR HATCH, SSD
 - 61 SHORING SYSTEM, SSD
 - 62 WATERPROOFING, SEE SPEC SECTION 07 13 00



FACILITY AREA PLAN

CONTRACT NO. WW-647R

CITY AND COUNTY OF SAN FRANCISCO
PUBLIC UTILITIES COMMISSION
 INFRASTRUCTURE DIVISION
 ENGINEERING MANAGEMENT BUREAU

SOUTHEAST WATER POLLUTION CONTROL PLANT
BIO SOLIDS DIGESTER FACILITIES PROJECT

600 - SOLIDS PRETREATMENT

BASEMENT REFLECTED CEILING PLAN AREA E

PLAN
 600-A-05-1008 SCALE: 3/16" = 1'-0"

FOR CONSTRUCTION
 Scope II

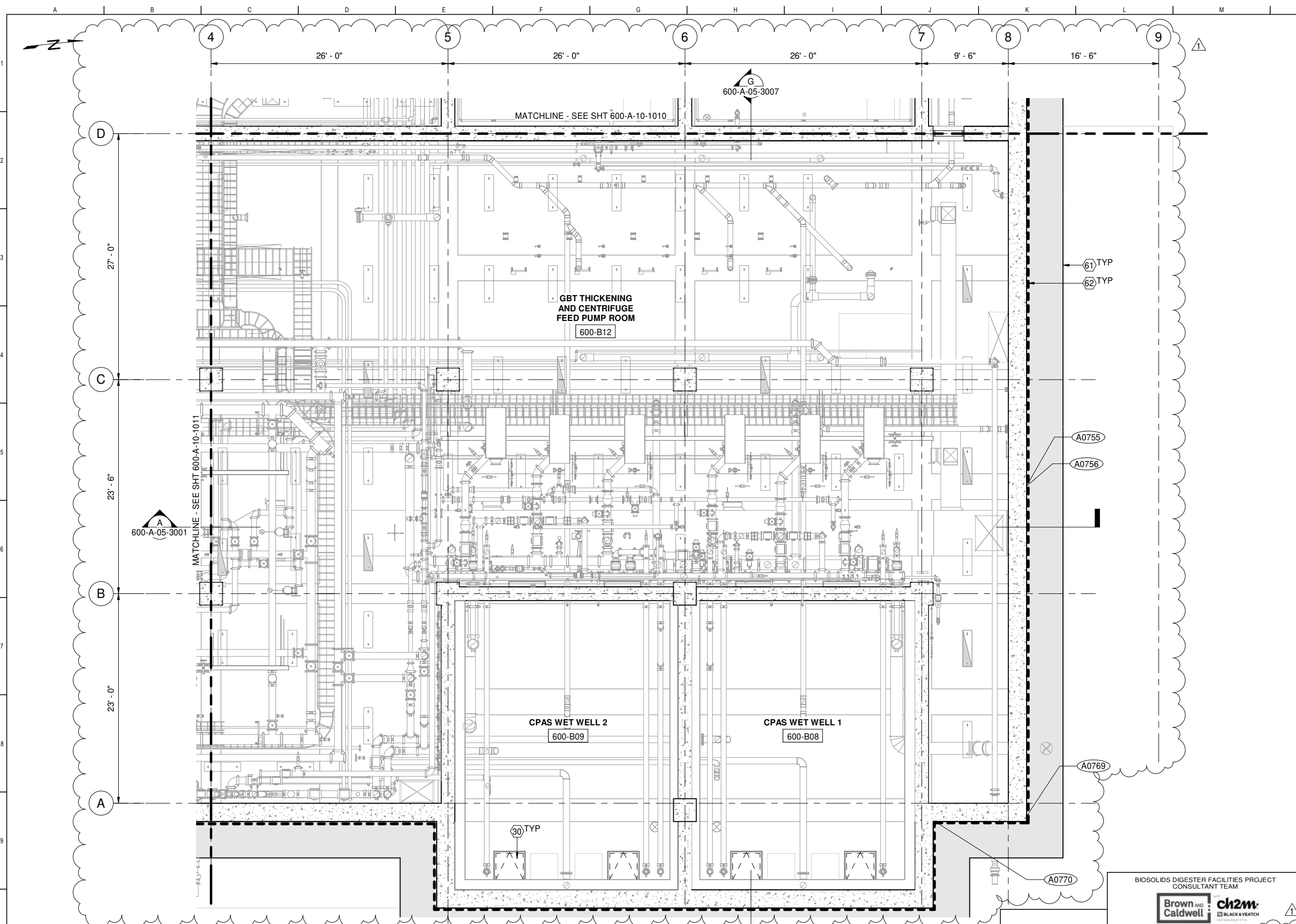
FOR THE SOLE USE OF THE DOCUMENT
 RECIPIENT - DO NOT CITE, COPY, OR
 CIRCULATE WITHOUT THE EXPRESSED
 PERMISSION OF THE SFPUC.

ELEVATION
 DATUM
 CITY



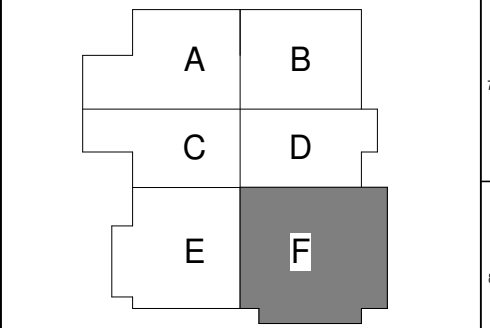
BIOSOLIDS DIGESTER FACILITIES PROJECT CONSULTANT TEAM			
PROJECT ENGINEER	D. GREEN	DRAWN	A. HARM
PROJECT MANAGER	T. STIGERS	DESIGNED	D. ELLIOT
APPROVED	J. MCGRAW	CHECKED	G. ROBLEY
NO.	DATE	DESCRIPTION	ALH BY JJM
1	12/03/20	REV #1	
REVISIONS			

CHECKED / APPROVED	DRAWN
SECTION MANAGER	DESIGNED
WWE O&M MANAGER	SCALE AS SHOWN
DATE	Dec 3, 2020
APPROVED	APPROVED
MANAGER, ENGINEERING MANAGEMENT BUREAU	WWE ENGINEERING MANAGER
PLAN NO.	DRAWING / FILE NO.
600-A-10-1011	1



- ### GENERAL SHEET NOTES
- SEE ARCHITECTURAL FINISH SCHEDULES FOR ADDITIONAL FINISH INFORMATION
 - SEE 7000 DRAWING SERIES FOR ADDITIONAL INTERIOR INFORMATION
 - SED AND SYMBOLS FOR LIGHTING FIXTURES AND LOCATIONS
 - SMD FOR MECHANICAL INFORMATION
 - SHVACD FOR HVAC INFORMATION
 - SPD FOR PLUMBING INFORMATION
 - SODC FOR ODOR INFORMATION

- ### SHEET KEY NOTES
- FLOOR HATCH, SSD
 - SHORING SYSTEM, SSD
 - WATERPROOFING, SEE SPEC SECTION 07 13 00




FACILITY AREA PLAN
CONTRACT NO. WW-647R
 CITY AND COUNTY OF SAN FRANCISCO
PUBLIC UTILITIES COMMISSION
 INFRASTRUCTURE DIVISION
 ENGINEERING MANAGEMENT BUREAU
SOUTHEAST WATER POLLUTION CONTROL PLANT
BIO-SOLIDS DIGESTER FACILITIES PROJECT
 600 - SOLIDS PRETREATMENT
BASEMENT REFLECTED CEILING PLAN AREA F

1 PLAN
 600-A-05-1008 SCALE: 3/16" = 1'-0"

FOR CONSTRUCTION
 Scope II

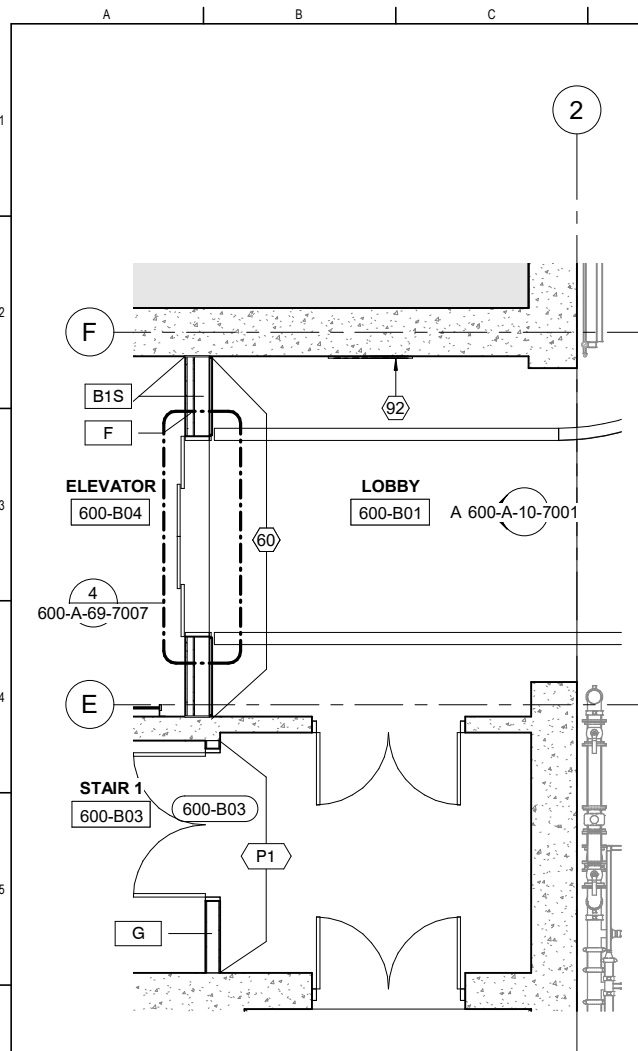
FOR THE SOLE USE OF THE DOCUMENT
 RECIPIENT - DO NOT CITE, COPY, OR
 CIRCULATE WITHOUT THE EXPRESSED
 PERMISSION OF THE SFPUC.

ELEVATION
 DATUM
 CITY

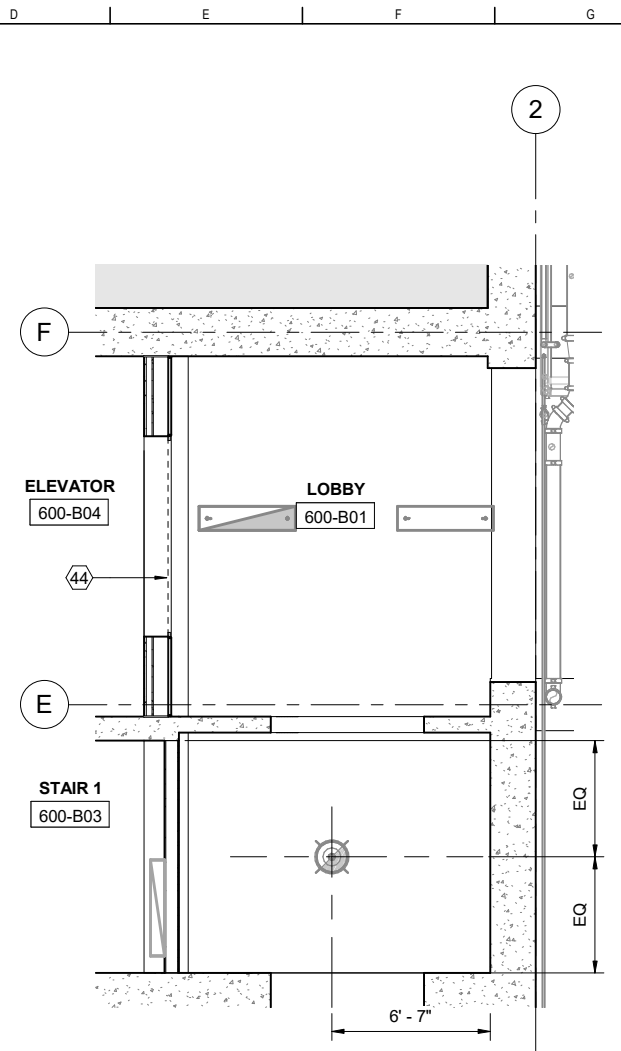


BIOSOLIDS DIGESTER FACILITIES PROJECT CONSULTANT TEAM			
Brown and Caldwell		ch2m BLACK & VEATCH	
PROJECT ENGINEER	D. GREEN	DRAWN	A. HARM
PROJECT MANAGER	T. STIGERS	DESIGNED	D. ELLIOT
APPROVED	J. MCGRAW	CHECKED	G. ROBLEY
NO.	DATE	DESCRIPTION	ALH BY
12/03/20	REV #1		JJM APPROD
REVISIONS			

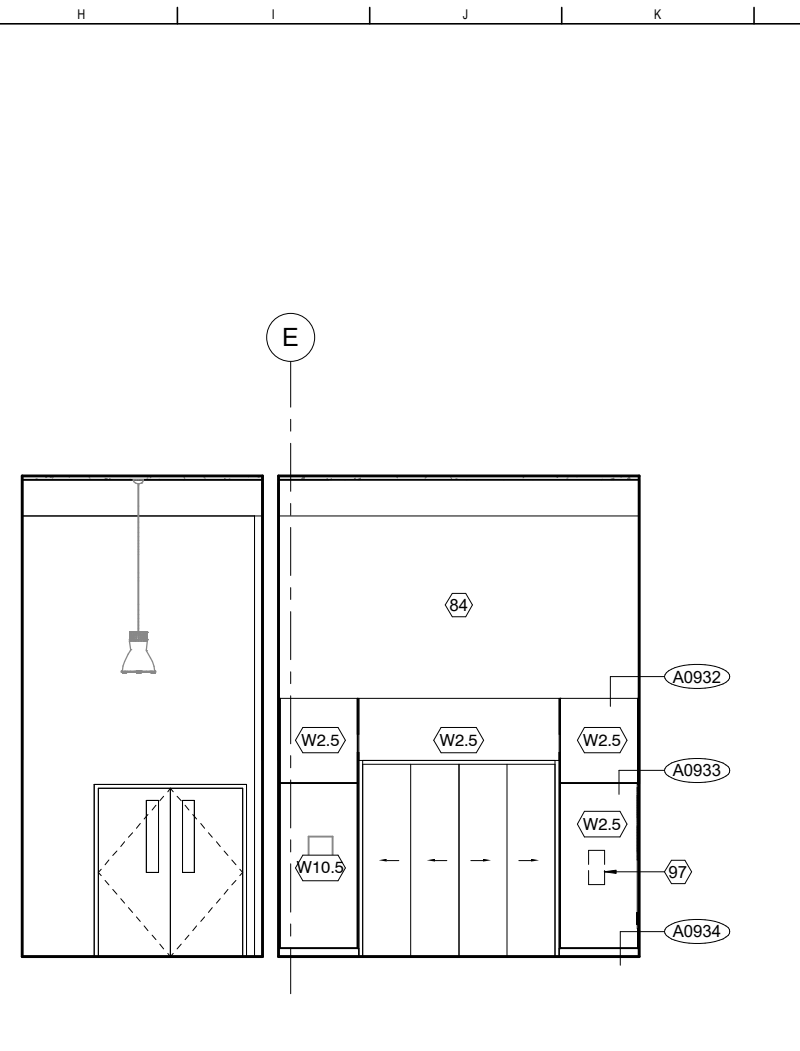
CHECKED / APPROVED	DRAWN
SECTION MANAGER	DESIGNED
WWE O&M MANAGER	SCALE AS SHOWN
DATE	Dec 3, 2020
APPROVED	APPROVED
MANAGER, ENGINEERING MANAGEMENT BUREAU	WWE ENGINEERING MANAGER
PLAN NO.	DRAWING / FILE NO.
600-A-10-1012	1



1 PLAN
600-A-05-7001 SCALE: 1/4" = 1'-0"



2 REFLECTED CEILING PLAN
SCALE: 1/4" = 1'-0"



A ELEVATION
SCALE: 1/4" = 1'-0"

GENERAL SHEET NOTES

- FURNITURE AND EQUIPMENT SHOWN ARE FOR COORDINATION ONLY; REFER TO FURNITURE AND EQUIPMENT SCHEDULE FOR ADDITIONAL INFORMATION
- ALL FURRING SHALL BE TYPE B2, UNO
- ALL NON RATED PARTITION TYPE SHALL BE TYPE A1S, UNO
- FOR ADDITIONAL NOTE AND INFORMATION; SEE SHEET 600-A-05-7001
- SEE ACCESSIBILITY DETAILS AND DRAWINGS IN GENERAL DETAIL SHEETS A9201-A9213
- REFER TO GENERAL DRAWING SET FOR WALL TYPES; INTERIOR FINISH SCHEDULE; DOOR SCHEDULE; AND OPENING SCHEDULE
- NOT ALL KEYNOTES ARE APPLICABLE TO THE SHEET

RCP NOTES:

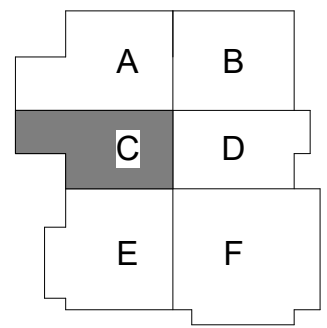
- TYPICAL CEILING HEIGHT IS 9'-0" AFF, UNLESS NOTED OTHERWISE
- ALL SUSPENDED PENDANT LIGHT FIXTURES TO BE MOUNTED @ 10'-0" ABOVE FINISH FLOOR TO THE BOTTOM OF LIGHT FIXTURES, UNLESS OTHERWISE NOTED.
- FOR ADDITIONAL NOTE AND INFORMATION; SEE SHEET 600-A-05-7001
- NOT ALL KEYNOTES ARE APPLICABLE TO THE SHEET

ELEVATION NOTES:

- NOT ALL UTILITY DEVICES INCLUDING MECHANICAL, PLUMBING, ELECTRICAL, ETC. ARE SHOWN. REFER TO ENGINEERING DRAWINGS FOR EXACT NUMBERS OF DEVICES.
- REFER TO GENERAL DRAWING SET FOR WALL TYPES; INTERIOR FINISH SCHEDULE; DOOR SCHEDULE; AND OPENING SCHEDULE
- SEE ACCESSIBILITY DETAILS AND DRAWINGS IN GENERAL DETAIL SHEETS A9201-A9213
- NOT ALL KEYNOTES ARE APPLICABLE TO THE SHEET

SHEET KEY NOTES

- 44 SMOKE GAURD HOUSING
- 60 SEE INTERIOR ELEVATIONS FOR LAYOUT, SIZE, AND COLOR OF PHENOLIC PANELS AT WALLS NOTED ON PLANS
- 84 EXPOSED SEALED CONCRETE
- 92 FLOOR LEVEL SIGNAGE PANEL
- 97 ELEVATOR BUTTON & TWO WAY COMMUNICATION PANEL; MOUNTING HEIGHT TO BE 48" MAX TO HIGHEST OPERABLE PART; EXACT LOCATION AND LAYOUT TO BE DETERMINED



FACILITY AREA PLAN

CONTRACT NO. WW-647R

CITY AND COUNTY OF SAN FRANCISCO
PUBLIC UTILITIES COMMISSION
INFRASTRUCTURE DIVISION
ENGINEERING MANAGEMENT BUREAU

SOUTHEAST WATER POLLUTION CONTROL PLANT
BIOSOLIDS DIGESTER FACILITIES PROJECT

600 - SOLIDS PRETREATMENT

BASEMENT PARTIAL PLAN/RCP/ELEVATIONS

CHECKED / APPROVED	DRAWN
SECTION MANAGER	DESIGNED
WWE O&M MANAGER	SCALE AS SHOWN
DATE	Oct 1, 2020
APPROVED	APPROVED
MANAGER, ENGINEERING MANAGEMENT BUREAU	WWE ENGINEERING MANAGER
PLAN NO.	DRAWING / FILE NO.
600-A-10-7001	REVISION

FINISHES KEY NOTES:

FINISH CODE
W1.X - PANEL WIDTH
NO. WIDTH - X; MEASURE FROM CL OF THE REVEAL

1	12"	4	48"
2	24"	5	SPECIAL
3	36"		

- P1 PAINT COLOR, CHANTILLY LACE
- P2 PAINT COLOR, SAILOR'S SEA BLUE
- P3 PAINT COLOR, YELLOW HIGHLIGHTER
- P4 PAINT COLOR, ROSEMARY GREEN
- P5 PAINT COLOR, VERMILION

- W1 PHENOLIC PANEL, WHITE
- W2 PHENOLIC PANEL, COOL GREY MEDIUM
- W3 PHENOLIC PANEL, ATLANTIC
- W4 PHENOLIC PANEL, YELLOWISH GREEN
- W5 PHENOLIC PANEL, VIVO
- W6 PHENOLIC PANEL, MANGO
- W7 PHENOLIC PANEL, DIABOLO
- W8 PHENOLIC PANEL, INTENSIVE RED
- W9 PHENOLIC PANEL, RED
- W10 PHENOLIC PANEL, NEUTRAL GREY DARK

- CT1 CERAMIC TILE, CARNATION
- CT2 CERAMIC TILE, AZURE
- CT3 CERAMIC TILE, FERN
- CT4 CERAMIC TILE, DAISY
- CT5 CERAMIC TILE, ORANGE POPPY
- PT1 PORCELAIN TILE, MEDIUM GREY
- FC FINISHED CONCRETE

- AT1 ACOUSTIC PANEL, ULTIMA HIGH NRC
- AT2 ACOUSTIC PANEL, CLEAN ROOM
- GB GYPSUM BOARD CEILING
- MP1A/B METAL PANEL, LINEAR PANEL
- MP2 METAL PANEL, PERFORATED PANEL
- MP3 METAL PANE, SOLID PANEL
- WP1 WOOD PANEL, WOOD GRILLE

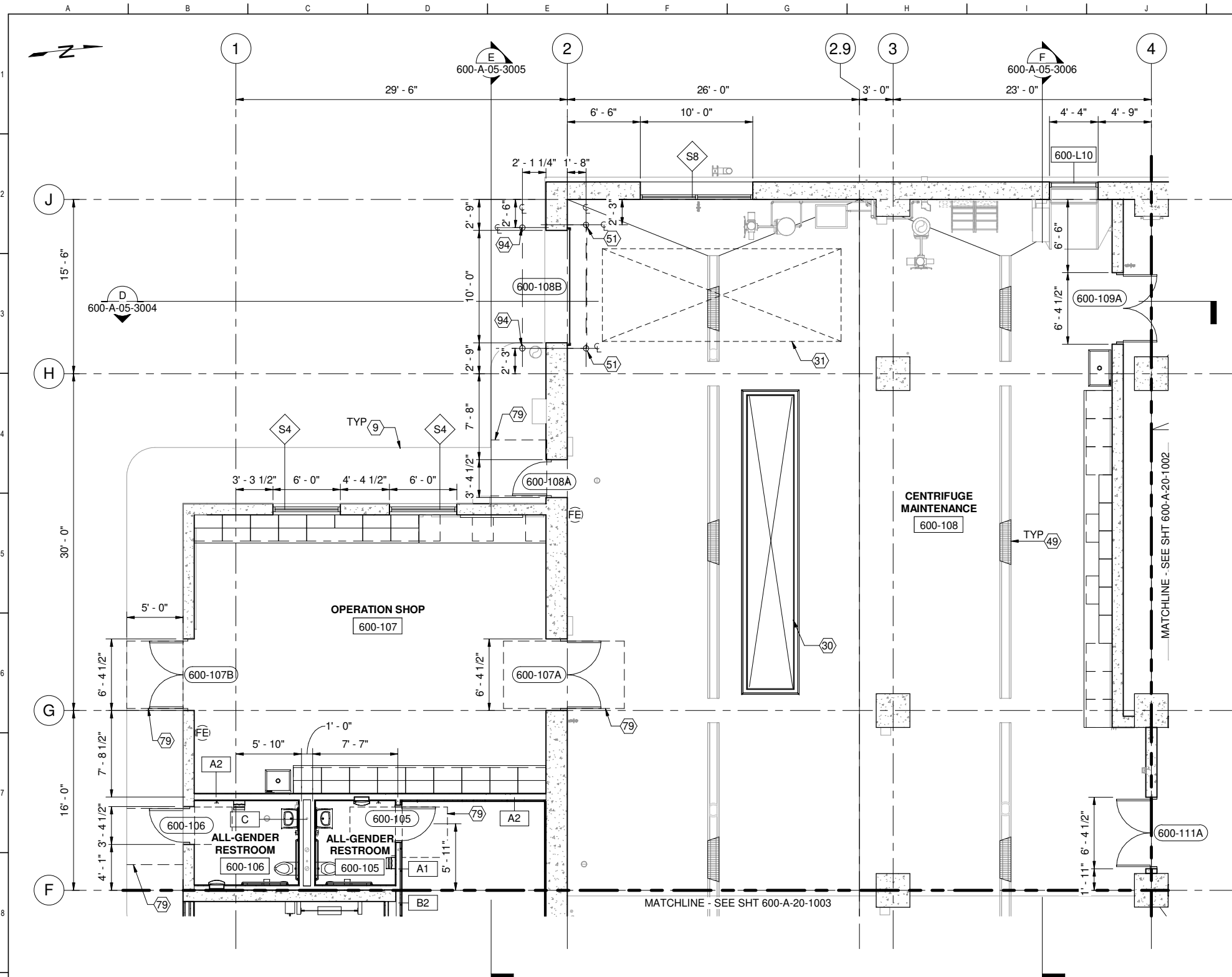
FOR CONSTRUCTION
Scope II

FOR THE SOLE USE OF THE DOCUMENT
RECIPIENT - DO NOT CITE, COPY, OR
CIRCULATE WITHOUT THE EXPRESSED
PERMISSION OF THE SFPUC.

ELEVATION
DATUM
CITY



BIOSOLIDS DIGESTER FACILITIES PROJECT CONSULTANT TEAM			
Brown and Caldwell		ch2m BLACK & VEATCH	
PROJECT ENGINEER	D. GREEN	DRAWN	H. CHIU
PROJECT MANAGER	T. STIGERS	DESIGNED	L. WANG
APPROVED	M. CHAN	CHECKED	L. WANG
NO.	DATE	DESCRIPTION	BY
		REVISIONS	APPRD



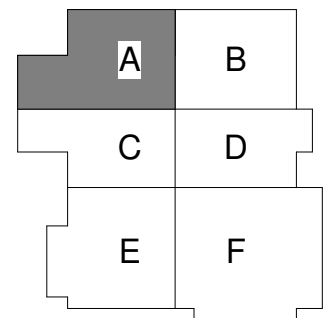
1 PLAN
600-A-05-1002 SCALE: 3/16" = 1'-0"

GENERAL SHEET NOTES

1. SEE 7000 DRAWING SERIES FOR ADDITIONAL INTERIOR INFORMATION
2. SEE SHEETS 000-G-01-7014 THROUGH 7015 FOR GENERAL ARCHITECTURAL NOTES
3. SSD FOR STRUCTURAL INFORMATION
4. SED FOR ELECTRICAL INFORMATION
5. SMD FOR MECHANICAL INFORMATION
6. SHVACD FOR HVAC INFORMATION
7. SPD FOR PLUMBING INFORMATION
8. SODC FOR ODOR INFORMATION
9. DIMENSIONS OF OPENING IN CONCRETE ARE ROUGH OPENINGS, UNO
10. MTL STUD WALLS ARE DIMENSIONED TO CENTERLINE, UNO

SHEET KEY NOTES

- 9 SIDEWALK, SCD
- 30 FLOOR HATCH, SSD
- 31 FLOOR HATCH ABOVE, SSD
- 49 DRAIN GRATING, SSD
- 51 BOLLARD, SSD
- 79 CLEARANCES AT DOORS PER DETAIL A9203
- 94 GUARD POST, SEE C3002



FACILITY AREA PLAN


CONTRACT NO. WW-647R

CITY AND COUNTY OF SAN FRANCISCO
PUBLIC UTILITIES COMMISSION
INFRASTRUCTURE DIVISION
ENGINEERING MANAGEMENT BUREAU

SOUTHEAST WATER POLLUTION CONTROL PLANT
BIOSOLIDS DIGESTER FACILITIES PROJECT

600 - SOLIDS PRETREATMENT
FIRST FLOOR PLAN AREA A

BIOSOLIDS DIGESTER FACILITIES PROJECT CONSULTANT TEAM			
PROJECT ENGINEER	D. GREEN	DRAWN	A. HARM
PROJECT MANAGER	T. STIGERS	DESIGNED	D. ELLIOT
APPROVED	J. MCGRAW	CHECKED	G. ROBLEY
NO.	DATE	DESCRIPTION	BY
		REVISIONS	APPRD

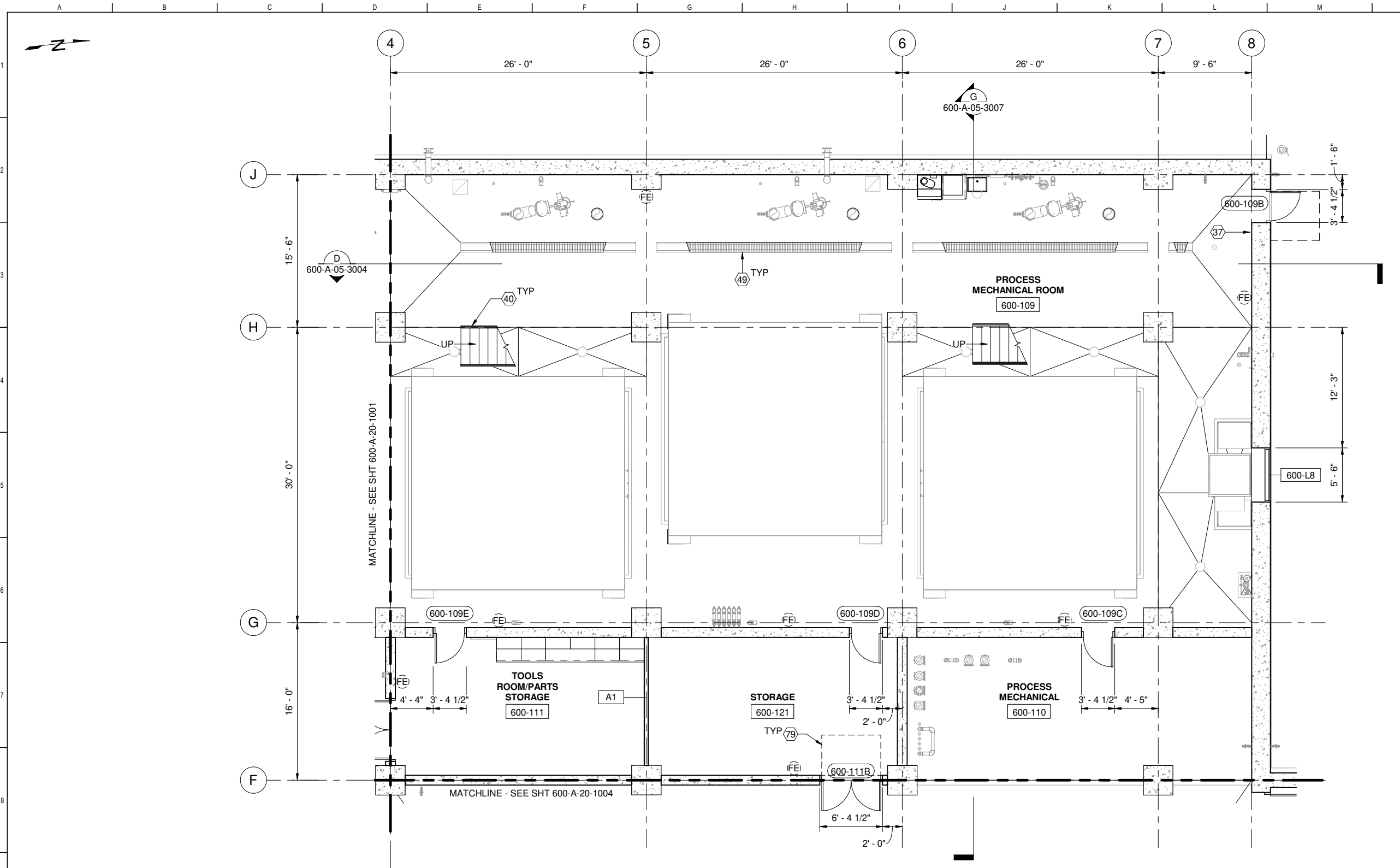


FOR CONSTRUCTION
Scope II

FOR THE SOLE USE OF THE DOCUMENT
RECIPIENT - DO NOT CITE, COPY, OR
CIRCULATE WITHOUT THE EXPRESSED
PERMISSION OF THE SFPUC.

ELEVATION
DATUM
CITY

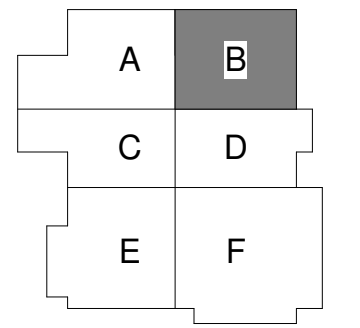
CHECKED / APPROVED	DRAWN
SECTION MANAGER	DESIGNED
WWE O&M MANAGER	SCALE AS SHOWN
DATE	Oct 1, 2020
APPROVED	APPROVED
MANAGER, ENGINEERING MANAGEMENT BUREAU	WWE ENGINEERING MANAGER
PLAN NO.	DRAWING / FILE NO.
600-A-20-1001	REVISION



1 PLAN
600-A-05-1002 SCALE: 3/16" = 1'-0"

- ### GENERAL SHEET NOTES
- SEE 7000 DRAWING SERIES FOR ADDITIONAL INTERIOR INFORMATION
 - SEE SHEETS 000-G-01-7014 THROUGH 7015 FOR GENERAL ARCHITECTURAL NOTES
 - SSD FOR STRUCTURAL INFORMATION
 - SED FOR ELECTRICAL INFORMATION
 - SMD FOR MECHANICAL INFORMATION
 - SHVACD FOR HVAC INFORMATION
 - SPD FOR PLUMBING INFORMATION
 - SODC FOR ODOR INFORMATION
 - DIMENSIONS OF OPENING IN CONCRETE ARE ROUGH OPENINGS, UNO
 - MTL STUD WALLS ARE DIMENSIONED TO CENTERLINE, UNO

- ### SHEET KEY NOTES
- NOT AN ACCESSIBLE EXIT SIGN, SEE SIGNAGE SCHEDULE
 - METAL STAIR, SSD
 - DRAIN GRATING, SSD
 - CLEARANCES AT DOORS PER DETAIL A9203



FACILITY AREA PLAN

CONTRACT NO. WW-647R

CITY AND COUNTY OF SAN FRANCISCO
PUBLIC UTILITIES COMMISSION
INFRASTRUCTURE DIVISION
ENGINEERING MANAGEMENT BUREAU

SOUTHEAST WATER POLLUTION CONTROL PLANT
BIOSOLIDS DIGESTER FACILITIES PROJECT
600 - SOLIDS PRETREATMENT

FIRST FLOOR PLAN AREA B

BIOSOLIDS DIGESTER FACILITIES PROJECT CONSULTANT TEAM			
PROJECT ENGINEER	D. GREEN	DRAWN	A. HARM
PROJECT MANAGER	T. STIGERS	DESIGNED	D. ELLIOT
APPROVED	J. MCGRAW	CHECKED	G. ROBLEY
NO.	DATE	DESCRIPTION	BY
REVISIONS			

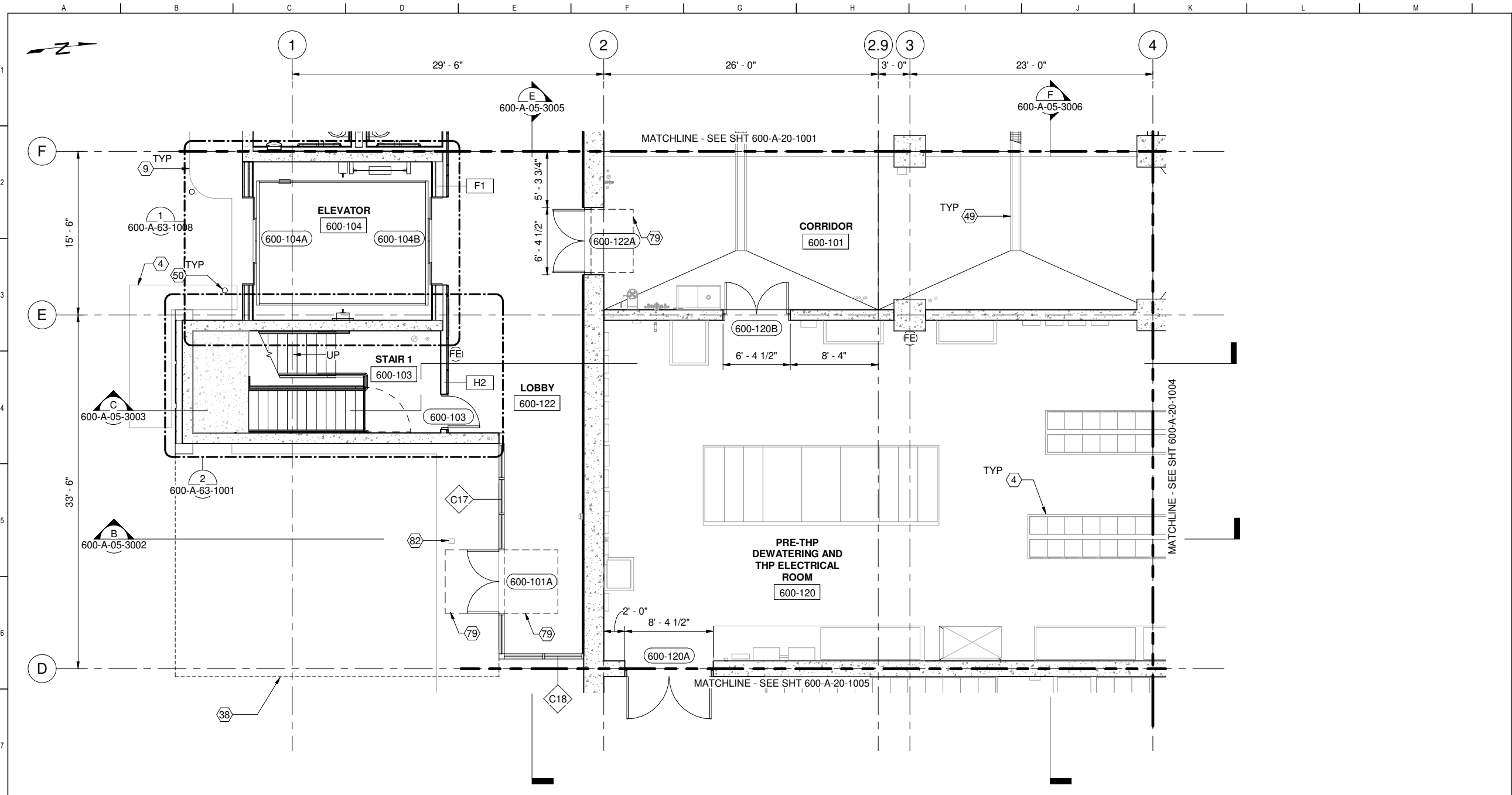


FOR THE SOLE USE OF THE DOCUMENT
RECIPIENT - DO NOT CITE, COPY, OR
CIRCULATE WITHOUT THE EXPRESSED
PERMISSION OF THE SFPUC.

FOR CONSTRUCTION
Scope II

ELEVATION
DATUM
CITY

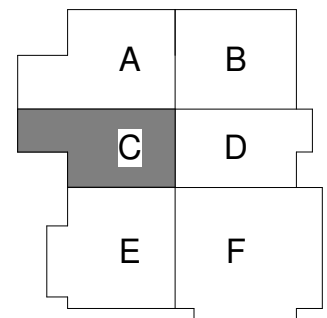
CHECKED / APPROVED	DRAWN
SECTION MANAGER	DESIGNED
WWE O&M MANAGER	SCALE AS SHOWN
DATE	Oct 1, 2020
APPROVED	APPROVED
MANAGER, ENGINEERING MANAGEMENT BUREAU	WWE ENGINEERING MANAGER
PLAN NO.	DRAWING / FILE NO.
600-A-20-1002	REVISION



1 PLAN
600-A-05-1002 SCALE: 3/16" = 1'-0"

- ### GENERAL SHEET NOTES
- SEE 7000 DRAWING SERIES FOR ADDITIONAL INTERIOR INFORMATION
 - SEE SHEETS 000-G-01-7014 THROUGH 7015 FOR GENERAL ARCHITECTURAL NOTES
 - SSD FOR STRUCTURAL INFORMATION
 - SED FOR ELECTRICAL INFORMATION
 - SMD FOR MECHANICAL INFORMATION
 - SHVACD FOR HVAC INFORMATION
 - SPD FOR PLUMBING INFORMATION
 - SODC FOR ODOR INFORMATION
 - DIMENSIONS OF OPENING IN CONCRETE ARE ROUGH OPENINGS, UNO
 - MTL STUD WALLS ARE DIMENSIONED TO CENTERLINE, UNO

- ### SHEET KEY NOTES
- 4 CONCRETE PAD, SSD
 - 9 SIDEWALK, SCD
 - 38 CANOPY ABOVE
 - 49 DRAIN GRATING, SSD
 - 50 GUARD POST, SEE C3001
 - 79 CLEARANCES AT DOORS PER DETAIL A9203
 - 82 AUTOMATIC OPERATOR ACTUATOR, SED



FACILITY AREA PLAN


CONTRACT NO. WW-647R

CITY AND COUNTY OF SAN FRANCISCO
PUBLIC UTILITIES COMMISSION
INFRASTRUCTURE DIVISION
ENGINEERING MANAGEMENT BUREAU

SOUTHEAST WATER POLLUTION CONTROL PLANT
BIOSOLIDS DIGESTER FACILITIES PROJECT

600 - SOLIDS PRETREATMENT
FIRST FLOOR PLAN AREA C

BIOSOLIDS DIGESTER FACILITIES PROJECT CONSULTANT TEAM			
PROJECT ENGINEER	D. GREEN	DRAWN	A. HARM
PROJECT MANAGER	T. STIGERS	DESIGNED	D. ELLIOT
APPROVED	J. MCGRAW	CHECKED	G. ROBLEY
NO.	DATE	DESCRIPTION	BY
REVISIONS			

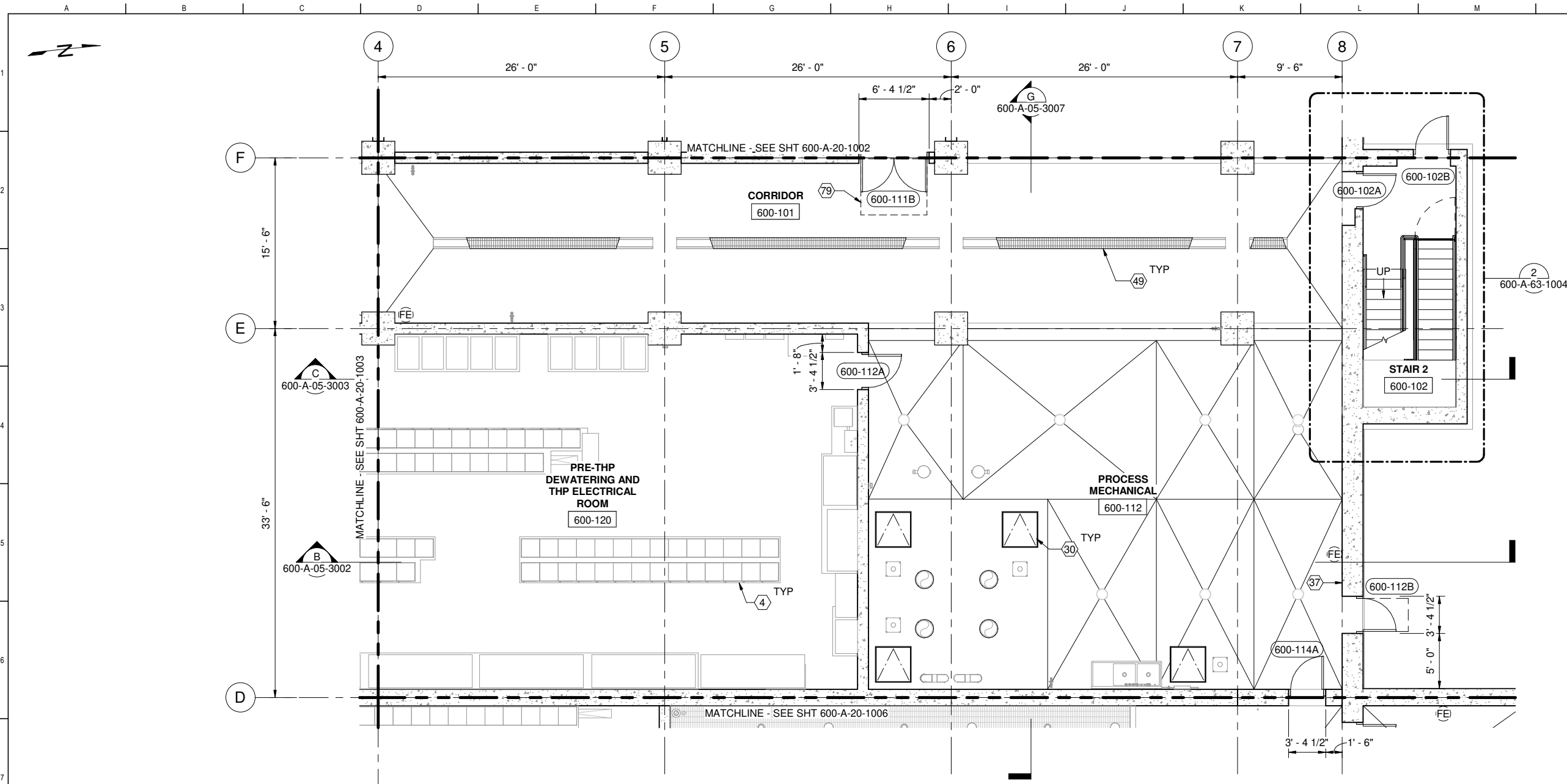


FOR CONSTRUCTION
Scope II

FOR THE SOLE USE OF THE DOCUMENT
RECIPIENT - DO NOT CITE, COPY, OR
CIRCULATE WITHOUT THE EXPRESSED
PERMISSION OF THE SFPUC.

ELEVATION
DATUM
CITY

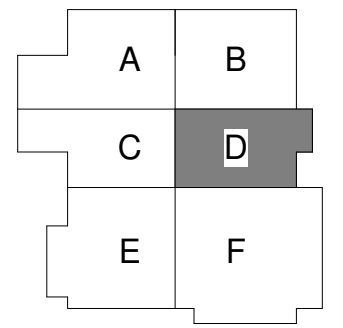
CHECKED / APPROVED	DRAWN
SECTION MANAGER	DESIGNED
WWE O&M MANAGER	SCALE AS SHOWN
DATE	Oct 1, 2020
APPROVED	APPROVED
MANAGER, ENGINEERING MANAGEMENT BUREAU	WWE ENGINEERING MANAGER
PLAN NO.	DRAWING / FILE NO.
600-A-20-1003	REVISION



1 PLAN
600-A-05-1002 SCALE: 3/16" = 1'-0"

- ### GENERAL SHEET NOTES
- SEE 7000 DRAWING SERIES FOR ADDITIONAL INTERIOR INFORMATION
 - SEE SHEETS 000-G-01-7014 THROUGH 7015 FOR GENERAL ARCHITECTURAL NOTES
 - SSD FOR STRUCTURAL INFORMATION
 - SED FOR ELECTRICAL INFORMATION
 - SMD FOR MECHANICAL INFORMATION
 - SHVACD FOR HVAC INFORMATION
 - SPD FOR PLUMBING INFORMATION
 - SODC FOR ODOR INFORMATION
 - DIMENSIONS OF OPENING IN CONCRETE ARE ROUGH OPENINGS, UNO
 - MTL STUD WALLS ARE DIMENSIONED TO CENTERLINE, UNO

- ### SHEET KEY NOTES
- 4 CONCRETE PAD, SSD
 - 30 FLOOR HATCH, SSD
 - 37 NOT AN ACCESSIBLE EXIT SIGN, SEE SIGNAGE SCHEDULE
 - 49 DRAIN GRATING, SSD
 - 79 CLEARANCES AT DOORS PER DETAIL A9203



FACILITY AREA PLAN

CONTRACT NO. WW-647R

CITY AND COUNTY OF SAN FRANCISCO
PUBLIC UTILITIES COMMISSION
INFRASTRUCTURE DIVISION
ENGINEERING MANAGEMENT BUREAU

SOUTHEAST WATER POLLUTION CONTROL PLANT
BIOSOLIDS DIGESTER FACILITIES PROJECT

600 - SOLIDS PRETREATMENT
FIRST FLOOR PLAN AREA D

BIOSOLIDS DIGESTER FACILITIES PROJECT
CONSULTANT TEAM



PROJECT ENGINEER	D. GREEN	DRAWN	A. HARM
PROJECT MANAGER	T. STIGERS	DESIGNED	D. ELLIOT
APPROVED	J. MCGRAW	CHECKED	G. ROBLEY



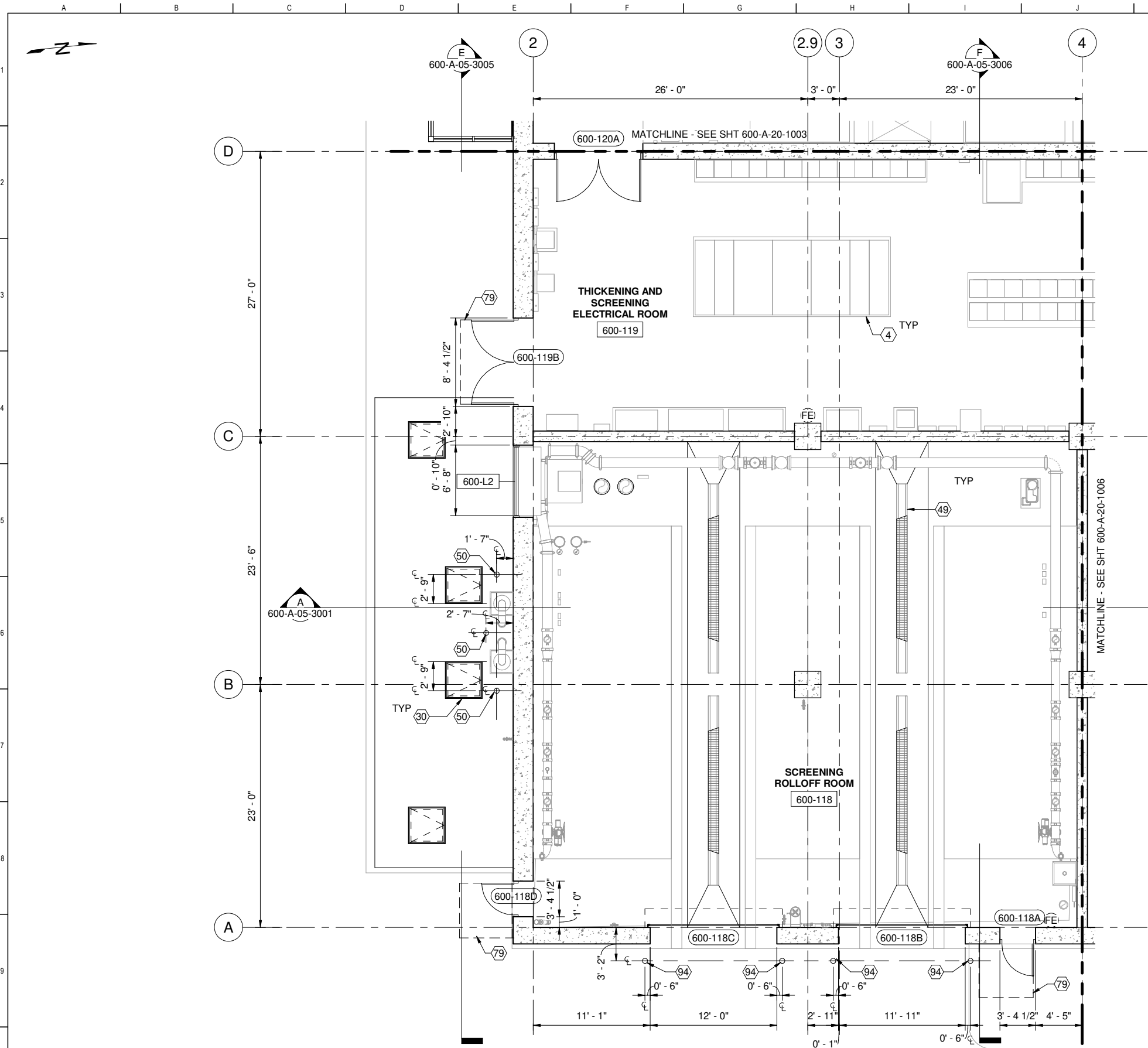
ELEVATION DATUM
CITY

FOR THE SOLE USE OF THE DOCUMENT
RECIPIENT - DO NOT CITE, COPY, OR
CIRCULATE WITHOUT THE EXPRESSED
PERMISSION OF THE SFPUC.

FOR CONSTRUCTION
Scope II

NO.	DATE	DESCRIPTION	BY	APPROV.
REVISIONS				

CHECKED / APPROVED	DRAWN
SECTION MANAGER	DESIGNED
WWE O&M MANAGER	SCALE AS SHOWN DATE Oct 1, 2020
APPROVED	APPROVED
MANAGER, ENGINEERING MANAGEMENT BUREAU	WWE ENGINEERING MANAGER
PLAN NO. 600-A-20-1004	DRAWING / FILE NO. REVISION



1 PLAN
600-A-05-1002 SCALE: 3/16" = 1'-0"

FOR CONSTRUCTION
Scope II

FOR THE SOLE USE OF THE DOCUMENT
RECIPIENT - DO NOT CITE, COPY, OR
CIRCULATE WITHOUT THE EXPRESSED
PERMISSION OF THE SFPUC.

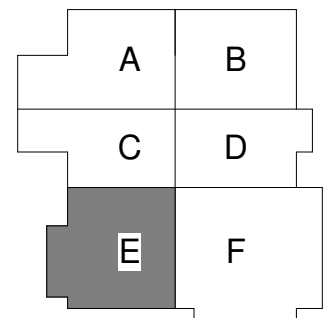
ELEVATION
DATUM
CITY



BIOSOLIDS DIGESTER FACILITIES PROJECT CONSULTANT TEAM			
PROJECT ENGINEER	D. GREEN	DRAWN	A. HARM
PROJECT MANAGER	T. STIGERS	DESIGNED	D. ELLIOT
APPROVED	J. MCGRAW	CHECKED	G. ROBLEY
NO.	DATE	DESCRIPTION	BY
REVISIONS			

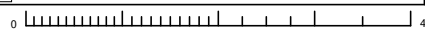
- ### GENERAL SHEET NOTES
- SEE 7000 DRAWING SERIES FOR ADDITIONAL INTERIOR INFORMATION
 - SEE SHEETS 000-G-01-7014 THROUGH 7015 FOR GENERAL ARCHITECTURAL NOTES
 - SSD FOR STRUCTURAL INFORMATION
 - SED FOR ELECTRICAL INFORMATION
 - SMD FOR MECHANICAL INFORMATION
 - SHVACD FOR HVAC INFORMATION
 - SPD FOR PLUMBING INFORMATION
 - SODC FOR ODOR INFORMATION
 - DIMENSIONS OF OPENING IN CONCRETE ARE ROUGH OPENINGS, UNO
 - MTL STUD WALLS ARE DIMENSIONED TO CENTERLINE, UNO

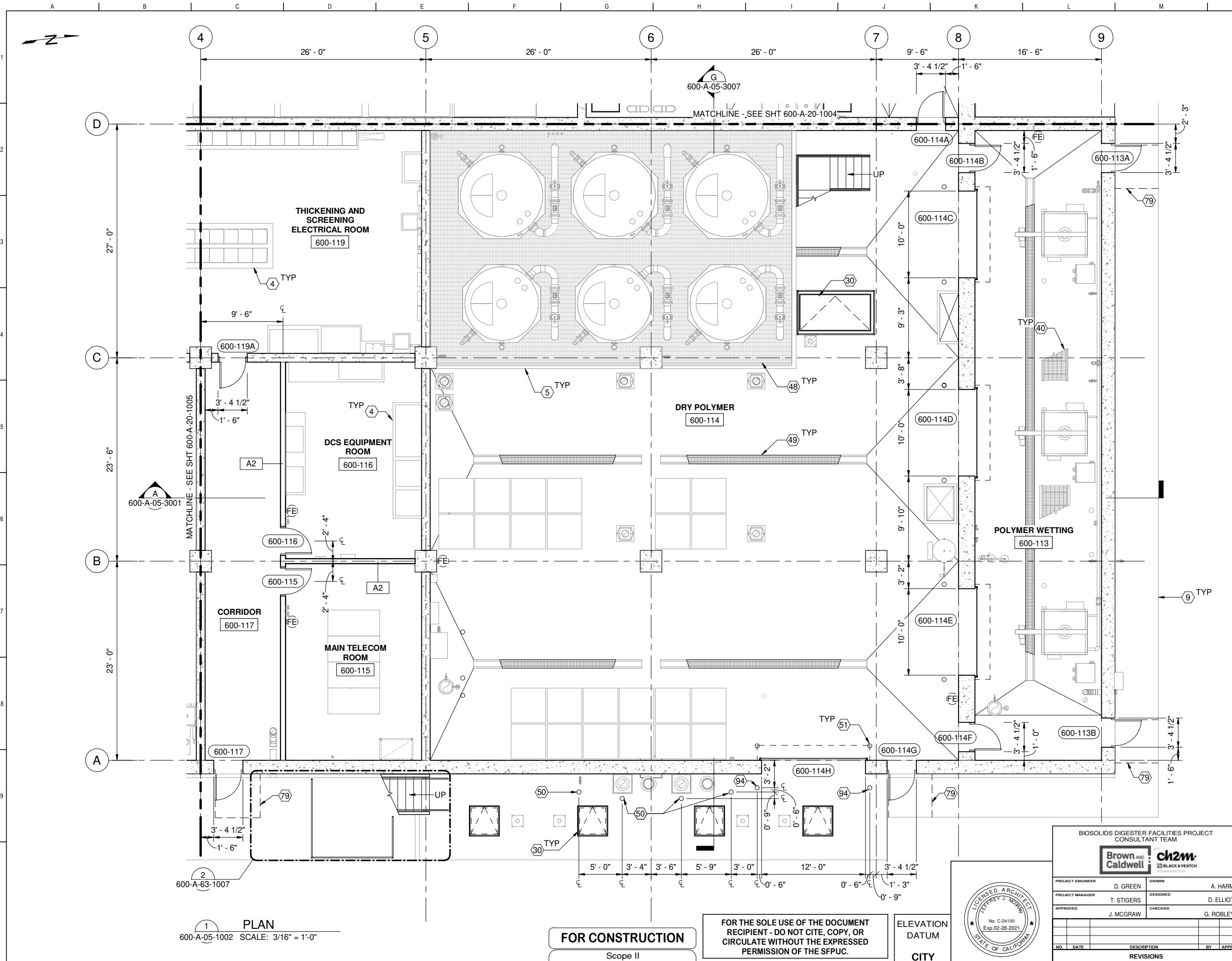
- ### SHEET KEY NOTES
- 4 CONCRETE PAD, SSD
 - 30 FLOOR HATCH, SSD
 - 49 DRAIN GRATING, SSD
 - 50 GUARD POST, SEE C3001
 - 79 CLEARANCES AT DOORS PER DETAIL A9203
 - 94 GUARD POST, SEE C3002



FACILITY AREA PLAN
CONTRACT NO. WW-647R
CITY AND COUNTY OF SAN FRANCISCO
PUBLIC UTILITIES COMMISSION
INFRASTRUCTURE DIVISION
ENGINEERING MANAGEMENT BUREAU
SOUTHEAST WATER POLLUTION CONTROL PLANT
BIOSOLIDS DIGESTER FACILITIES PROJECT
600 - SOLIDS PRETREATMENT
FIRST FLOOR PLAN AREA E

CHECKED / APPROVED	DRAWN
SECTION MANAGER	DESIGNED
WWE O&M MANAGER	SCALE AS SHOWN
DATE	Oct 1, 2020
APPROVED	APPROVED
MANAGER, ENGINEERING MANAGEMENT BUREAU	WWE ENGINEERING MANAGER
PLAN NO.	DRAWING / FILE NO.
600-A-20-1005	REVISION



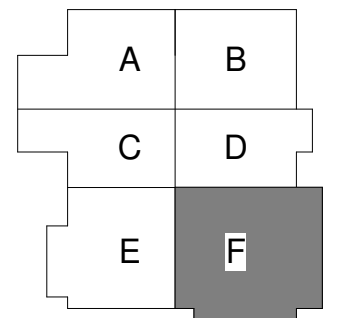


GENERAL SHEET NOTES

- SEE 7000 DRAWING SERIES FOR ADDITIONAL INTERIOR INFORMATION
- SEE SHEETS 000-G-01-7014 THROUGH 7015 FOR GENERAL ARCHITECTURAL NOTES
- SSD FOR STRUCTURAL INFORMATION
- SED FOR ELECTRICAL INFORMATION
- SMD FOR MECHANICAL INFORMATION
- SHVACD FOR HVAC INFORMATION
- SPD FOR PLUMBING INFORMATION
- SODC FOR ODOR INFORMATION
- DIMENSIONS OF OPENING IN CONCRETE ARE ROUGH OPENINGS, UNO
- MTL STUD WALLS ARE DIMENSIONED TO CENTERLINE, UNO

SHEET KEY NOTES

- 4 CONCRETE PAD, SSD
- 5 CONCRETE CURB, SSD
- 9 SIDEWALK, SCD
- 30 FLOOR HATCH, SSD
- 40 METAL STAIR, SSD
- 48 FLOOR GRATING, SSD
- 49 DRAIN GRATING, SSD
- 50 GUARD POST, SEE C3001
- 51 BOLLARD, SSD
- 79 CLEARANCES AT DOORS PER DETAIL A9203
- 94 GUARD POST, SEE C3002



FACILITY AREA PLAN

CONTRACT NO. WW-647R

CITY AND COUNTY OF SAN FRANCISCO
PUBLIC UTILITIES COMMISSION
 INFRASTRUCTURE DIVISION
 ENGINEERING MANAGEMENT BUREAU

SOUTHEAST WATER POLLUTION CONTROL PLANT
BIO-SOLIDS DIGESTER FACILITIES PROJECT


600 - SOLIDS PRETREATMENT

FIRST FLOOR PLAN AREA F

BIOSOLIDS DIGESTER FACILITIES PROJECT
CONSULTANT TEAM

PROJECT ENGINEER	D. GREEN	DRAWN	A. HARM
PROJECT MANAGER	T. STIGERS	DESIGNED	D. ELLIOT
APPROVED	J. MCGRAW	CHECKED	G. ROBLEY

CHECKED / APPROVED	DRAWN
SECTION MANAGER	DESIGNED
WWE O&M MANAGER	SCALE AS SHOWN
DATE	Oct 1, 2020
APPROVED	APPROVED
MANAGER, ENGINEERING MANAGEMENT BUREAU	WWE ENGINEERING MANAGER
PLAN NO.	DRAWING / FILE NO.
600-A-20-1006	REVISION

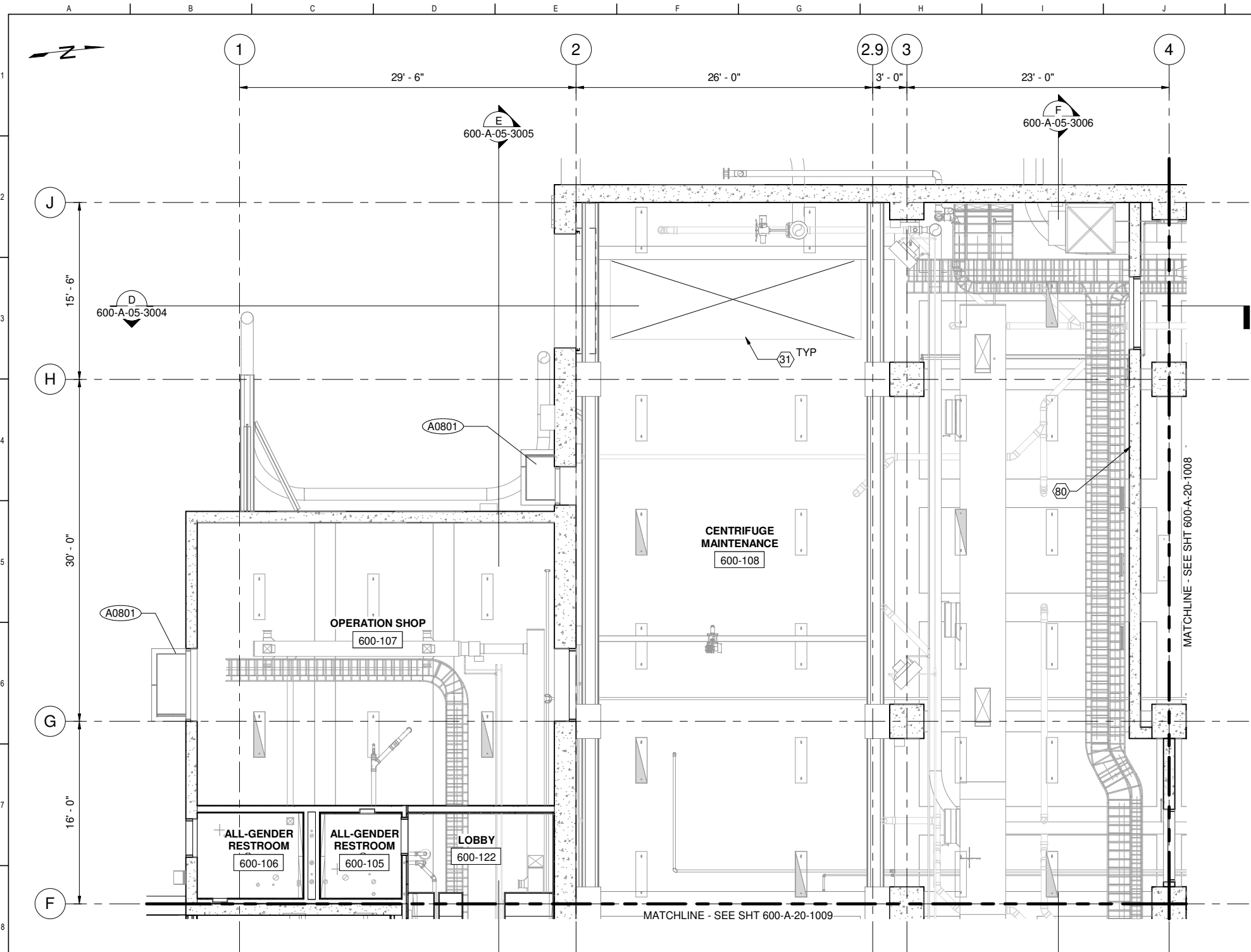


FOR CONSTRUCTION
 Scope II

FOR THE SOLE USE OF THE DOCUMENT RECIPIENT - DO NOT CITE, COPY, OR CIRCULATE WITHOUT THE EXPRESSED PERMISSION OF THE SFPUC.

ELEVATION DATUM
 CITY

1 PLAN
 600-A-05-1002 SCALE: 3/16" = 1'-0"



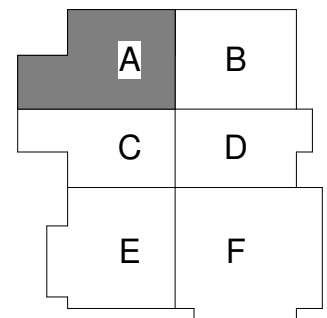
1 PLAN
600-A-05-1009 SCALE: 3/16" = 1'-0"

GENERAL SHEET NOTES

1. SEE ARCHITECTURAL FINISH SCHEDULES FOR ADDITIONAL FINISH INFORMATION
2. SEE 7000 DRAWING SERIES FOR ADDITIONAL INTERIOR INFORMATION
3. SED AND SYMBOLS FOR LIGHTING FIXTURES AND LOCATIONS
4. SMD FOR MECHANICAL INFORMATION
5. SHVACD FOR HVAC INFORMATION
6. SPD FOR PLUMBING INFORMATION
7. SODC FOR ODOR INFORMATION

SHEET KEY NOTES

- 31 FLOOR HATCH ABOVE, SSD
- 80 HEAD OF WALL PER DETAIL 6/600-A-69-5014



FACILITY AREA PLAN

CONTRACT NO. WW-647R


CITY AND COUNTY OF SAN FRANCISCO
PUBLIC UTILITIES COMMISSION
INFRASTRUCTURE DIVISION
ENGINEERING MANAGEMENT BUREAU

SOUTHEAST WATER POLLUTION CONTROL PLANT
BIOSOLIDS DIGESTER FACILITIES PROJECT

600 - SOLIDS PRETREATMENT

FIRST FLOOR REFLECTED CEILING PLAN AREA A

BIOSOLIDS DIGESTER FACILITIES PROJECT CONSULTANT TEAM			
PROJECT ENGINEER	D. GREEN	DRAWN	A. HARM
PROJECT MANAGER	T. STIGERS	DESIGNED	D. ELLIOT
APPROVED	J. MCGRAW	CHECKED	G. ROBLEY
NO.	DATE	DESCRIPTION	BY
REVISIONS			

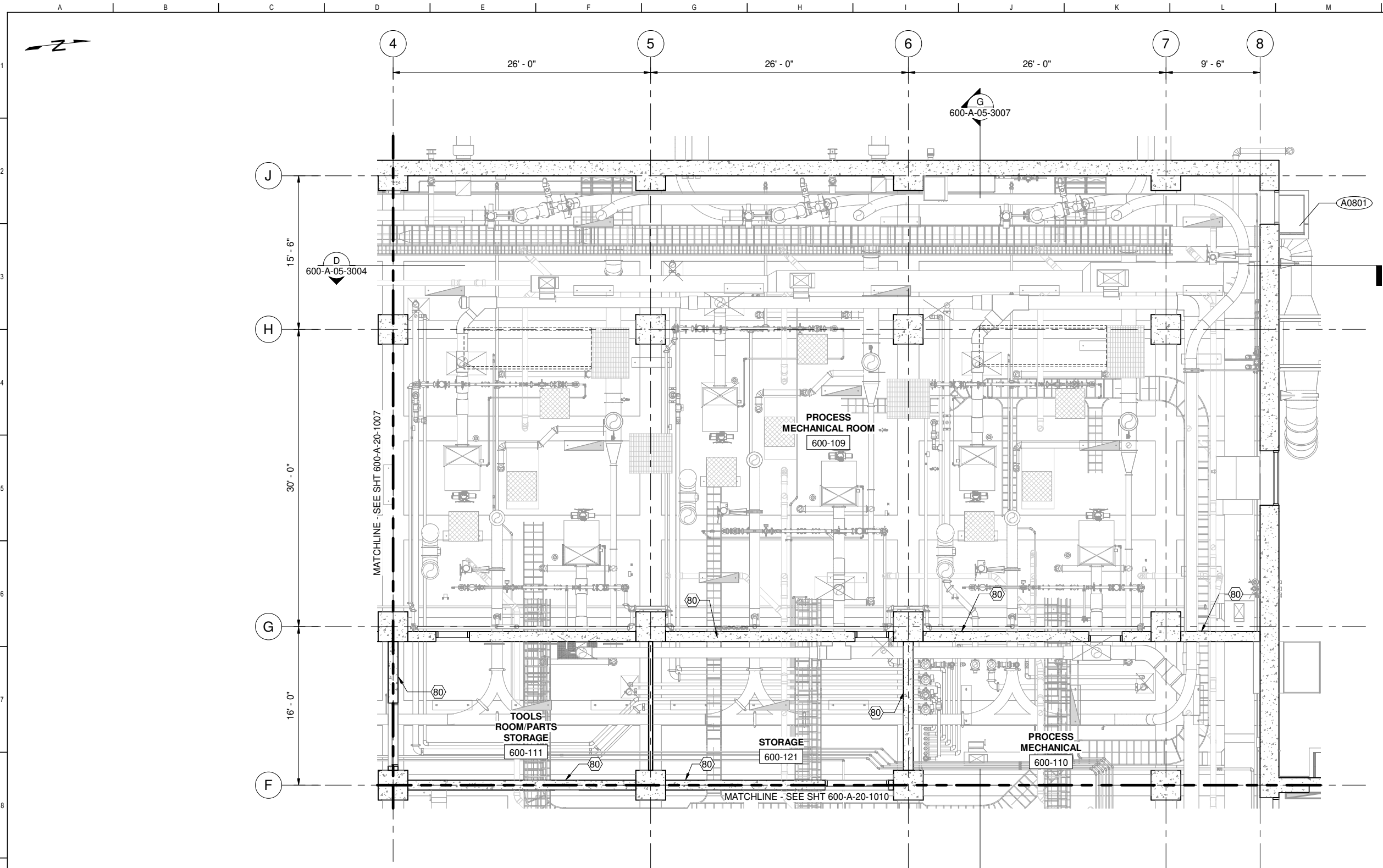


FOR THE SOLE USE OF THE DOCUMENT RECIPIENT - DO NOT CITE, COPY, OR CIRCULATE WITHOUT THE EXPRESSED PERMISSION OF THE SFPUC.

FOR CONSTRUCTION
Scope II

ELEVATION DATUM
CITY

CHECKED / APPROVED	DRAWN	
SECTION MANAGER	DESIGNED	
WWE O&M MANAGER	SCALE	DATE
	AS SHOWN	Oct 1, 2020
APPROVED	APPROVED	
MANAGER, ENGINEERING MANAGEMENT BUREAU	WWE ENGINEERING MANAGER	
PLAN NO.	DRAWING / FILE NO.	REVISION
600-A-20-1007		

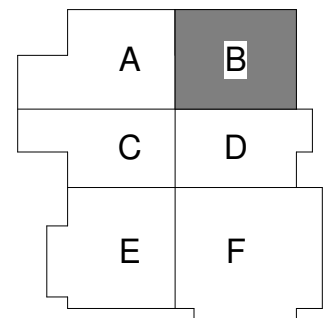


GENERAL SHEET NOTES

1. SEE ARCHITECTURAL FINISH SCHEDULES FOR ADDITIONAL FINISH INFORMATION
2. SEE 7000 DRAWING SERIES FOR ADDITIONAL INTERIOR INFORMATION
3. SED AND SYMBOLS FOR LIGHTING FIXTURES AND LOCATIONS
4. SMD FOR MECHANICAL INFORMATION
5. SHVACD FOR HVAC INFORMATION
6. SPD FOR PLUMBING INFORMATION
7. SODC FOR ODOR INFORMATION

SHEET KEY NOTES

- 80 HEAD OF WALL PER DETAIL 6/600-A-69-5014



FACILITY AREA PLAN

CONTRACT NO. WW-647R

CITY AND COUNTY OF SAN FRANCISCO
PUBLIC UTILITIES COMMISSION
 INFRASTRUCTURE DIVISION
 ENGINEERING MANAGEMENT BUREAU

SOUTHEAST WATER POLLUTION CONTROL PLANT
BIO-SOLIDS DIGESTER FACILITIES PROJECT

600 - SOLIDS PRETREATMENT

FIRST FLOOR REFLECTED CEILING PLAN AREA B

1 PLAN
 600-A-05-1009 SCALE: 3/16" = 1'-0"

FOR CONSTRUCTION
 Scope II

FOR THE SOLE USE OF THE DOCUMENT RECIPIENT - DO NOT CITE, COPY, OR CIRCULATE WITHOUT THE EXPRESSED PERMISSION OF THE SFPUC.

ELEVATION DATUM
 CITY

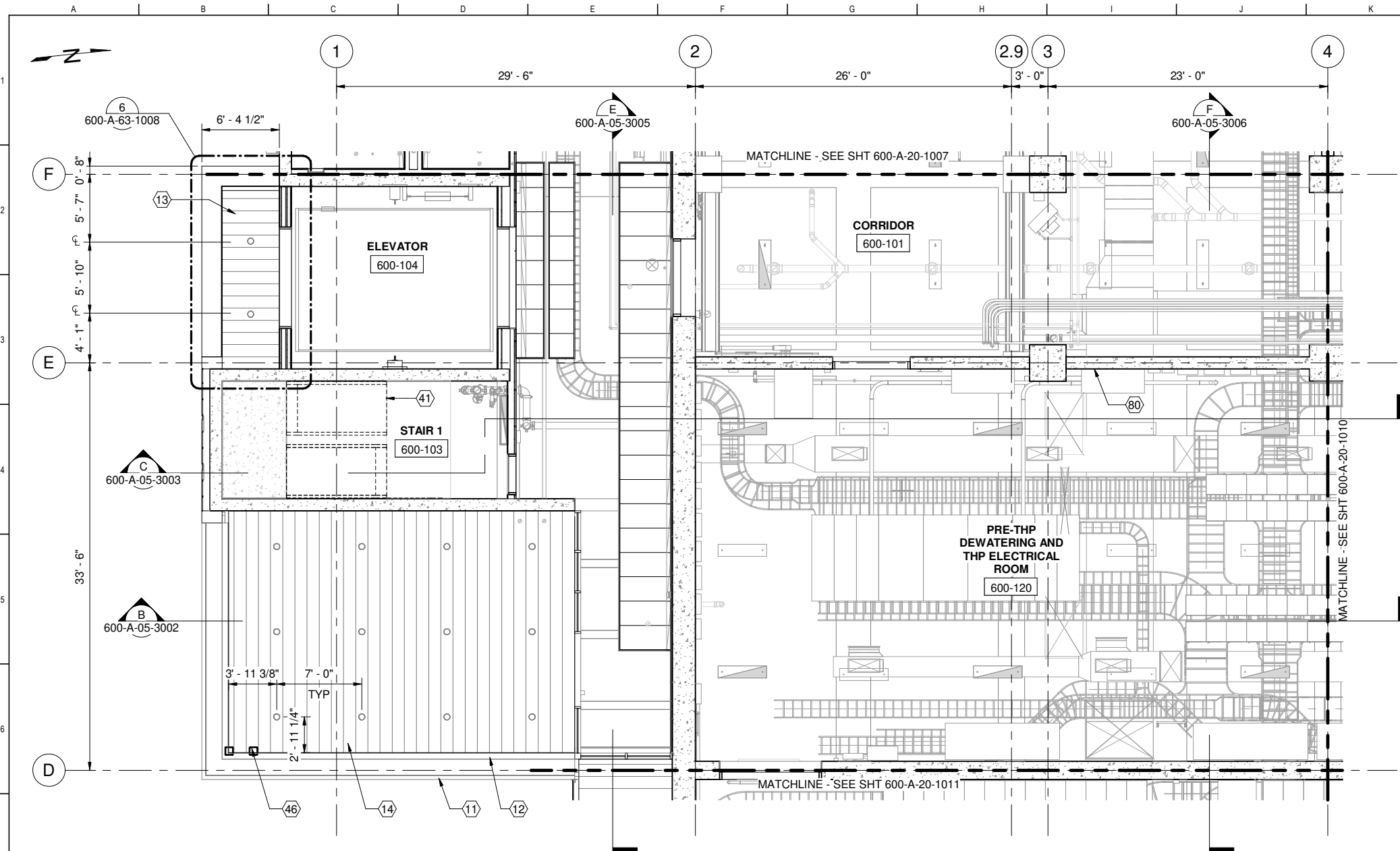


BIO-SOLIDS DIGESTER FACILITIES PROJECT
 CONSULTANT TEAM



PROJECT ENGINEER	D. GREEN	DRAWN	A. HARM
PROJECT MANAGER	T. STIGERS	DESIGNED	D. ELLIOT
APPROVED	J. MCGRAW	CHECKED	G. ROBLEY
NO.	DATE	DESCRIPTION	BY
		REVISIONS	APPRD

CHECKED / APPROVED	DRAWN
SECTION MANAGER	DESIGNED
WWE O&M MANAGER	SCALE AS SHOWN
	DATE Oct 1, 2020
APPROVED	APPROVED
MANAGER, ENGINEERING MANAGEMENT BUREAU	WWE ENGINEERING MANAGER
PLAN NO. 600-A-20-1008	DRAWING / FILE NO.
	REVISION



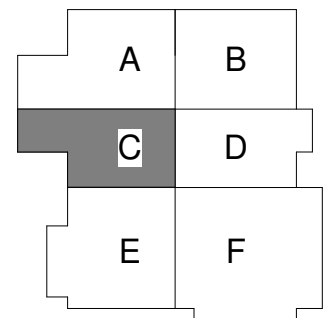
1 PLAN
600-A-05-1009 SCALE: 3/16" = 1'-0"

GENERAL SHEET NOTES

1. SEE ARCHITECTURAL FINISH SCHEDULES FOR ADDITIONAL FINISH INFORMATION
2. SEE 7000 DRAWING SERIES FOR ADDITIONAL INTERIOR INFORMATION
3. SED AND SYMBOLS FOR LIGHTING FIXTURES AND LOCATIONS
4. SMD FOR MECHANICAL INFORMATION
5. SHVACD FOR HVAC INFORMATION
6. SPD FOR PLUMBING INFORMATION
7. SODC FOR ODOR INFORMATION

SHEET KEY NOTES

- 11 ZINC COMPOSITE PANEL FASCIA, ZN-1
- 12 ZINC COMPOSITE PANEL FASCIA, ZN-2
- 13 ZINC SOFFIT PANEL, ZN-1
- 14 ZINC SOFFIT PANEL, ZN-2
- 41 CONCRETE PAN STAIR, SSD
- 46 PAINTED HSS COLUMN, SSD, STL-2
- 80 HEAD OF WALL PER DETAIL 6/600-A-69-5014



FACILITY AREA PLAN

CONTRACT NO. WW-647R

CITY AND COUNTY OF SAN FRANCISCO
PUBLIC UTILITIES COMMISSION
INFRASTRUCTURE DIVISION
ENGINEERING MANAGEMENT BUREAU

SOUTHEAST WATER POLLUTION CONTROL PLANT
BIOSOLIDS DIGESTER FACILITIES PROJECT

600 - SOLIDS PRETREATMENT

FIRST FLOOR REFLECTED CEILING PLAN AREA C

BIOSOLIDS DIGESTER FACILITIES PROJECT CONSULTANT TEAM			
PROJECT ENGINEER	D. GREEN	DRAWN	A. HARM
PROJECT MANAGER	T. STIGERS	DESIGNED	D. ELLIOT
APPROVED	J. MCGRAW	CHECKED	G. ROBLEY
NO.	DATE	DESCRIPTION	BY
REVISIONS			

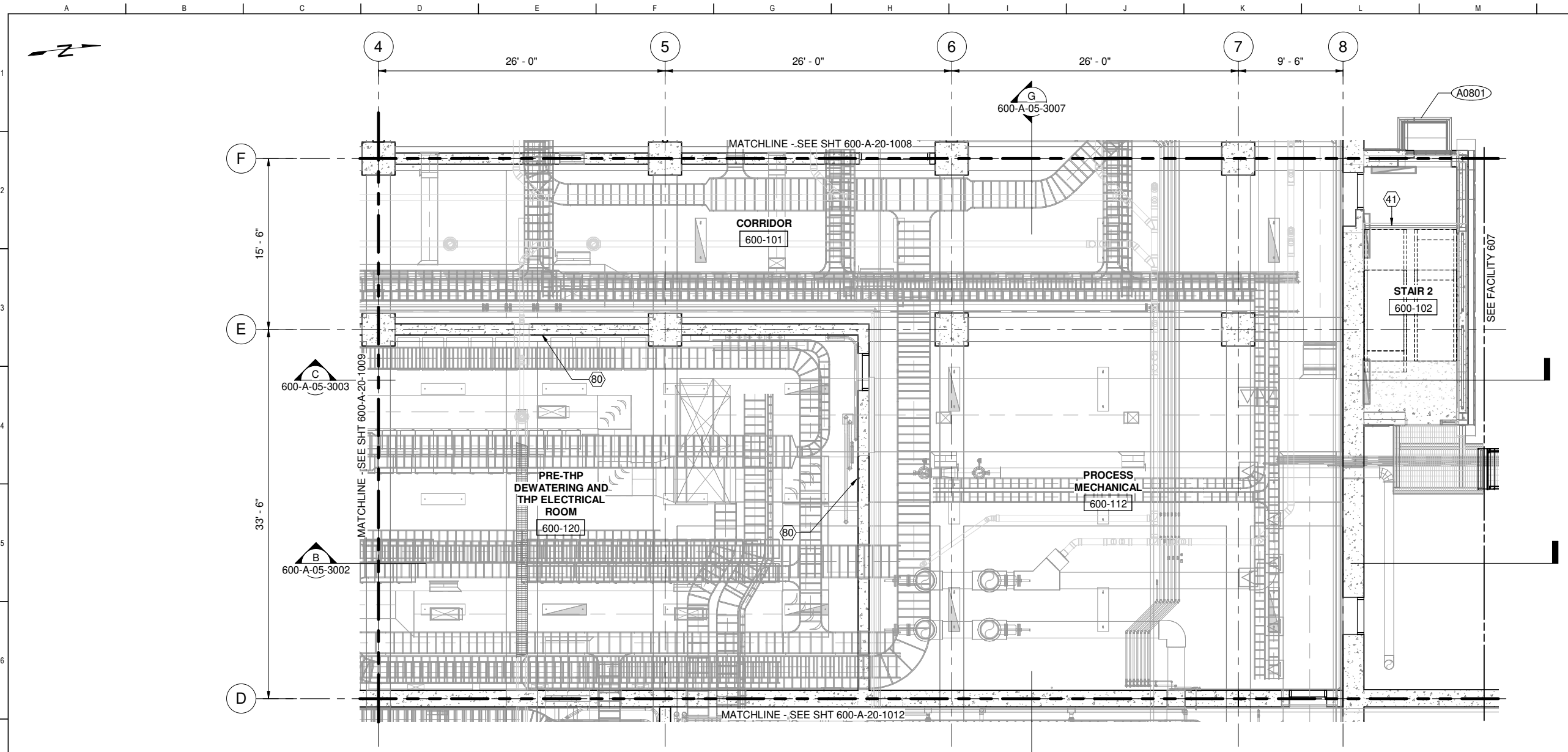


FOR CONSTRUCTION
Scope II

FOR THE SOLE USE OF THE DOCUMENT
RECIPIENT - DO NOT CITE, COPY, OR
CIRCULATE WITHOUT THE EXPRESSED
PERMISSION OF THE SFPUC.

ELEVATION
DATUM
CITY

CHECKED / APPROVED	DRAWN
SECTION MANAGER	DESIGNED
WWE O&M MANAGER	SCALE AS SHOWN
	DATE Oct 1, 2020
APPROVED	APPROVED
MANAGER, ENGINEERING MANAGEMENT BUREAU	WWE ENGINEERING MANAGER
PLAN NO. 600-A-20-1009	DRAWING / FILE NO. REVISION



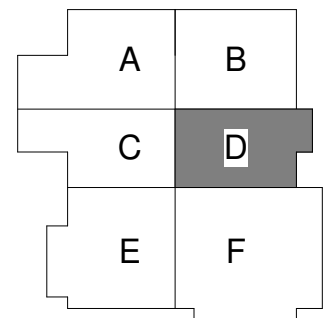
1 PLAN
600-A-05-1009 SCALE: 3/16" = 1'-0"

GENERAL SHEET NOTES

1. SEE ARCHITECTURAL FINISH SCHEDULES FOR ADDITIONAL FINISH INFORMATION
2. SEE 7000 DRAWING SERIES FOR ADDITIONAL INTERIOR INFORMATION
3. SED AND SYMBOLS FOR LIGHTING FIXTURES AND LOCATIONS
4. SMD FOR MECHANICAL INFORMATION
5. SHVACD FOR HVAC INFORMATION
6. SPD FOR PLUMBING INFORMATION
7. SODC FOR ODOR INFORMATION

SHEET KEY NOTES

- 41 CONCRETE PAN STAIR, SSD
- 80 HEAD OF WALL PER DETAIL 6/600-A-69-5014



FACILITY AREA PLAN

CONTRACT NO. WW-647R

CITY AND COUNTY OF SAN FRANCISCO
PUBLIC UTILITIES COMMISSION
INFRASTRUCTURE DIVISION
ENGINEERING MANAGEMENT BUREAU

SOUTHEAST WATER POLLUTION CONTROL PLANT
BIOSOLIDS DIGESTER FACILITIES PROJECT

600 - SOLIDS PRETREATMENT

FIRST FLOOR REFLECTED CEILING PLAN AREA D

BIOSOLIDS DIGESTER FACILITIES PROJECT CONSULTANT TEAM			
PROJECT ENGINEER	D. GREEN	DRAWN	A. HARM
PROJECT MANAGER	T. STIGERS	DESIGNED	D. ELLIOT
APPROVED	J. MCGRAW	CHECKED	G. ROBLEY
NO.	DATE	DESCRIPTION	BY
REVISIONS			



FOR CONSTRUCTION
Scope II

FOR THE SOLE USE OF THE DOCUMENT
RECIPIENT - DO NOT CITE, COPY, OR
CIRCULATE WITHOUT THE EXPRESSED
PERMISSION OF THE SFPUC.

ELEVATION
DATUM
CITY

CHECKED / APPROVED	DRAWN
SECTION MANAGER	DESIGNED
WWE O&M MANAGER	SCALE AS SHOWN
DATE	Oct 1, 2020
APPROVED	APPROVED
MANAGER, ENGINEERING MANAGEMENT BUREAU	WWE ENGINEERING MANAGER
PLAN NO.	DRAWING / FILE NO.
600-A-20-1010	REVISION