

TOP-DOWN FLAT VIEW

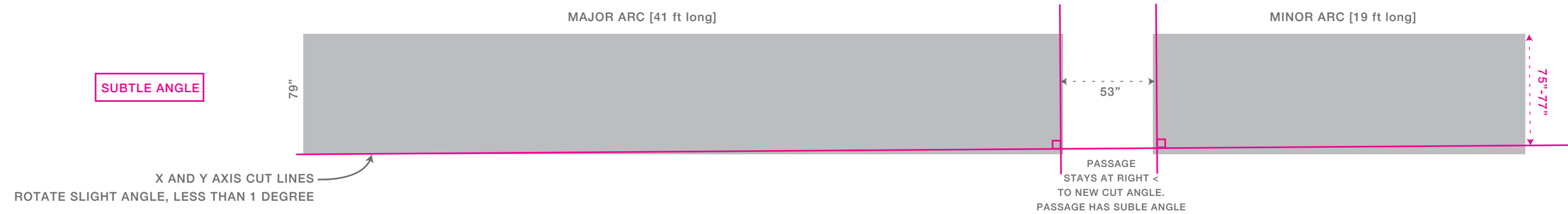
PREVIOUS



PREVIOUS




SUBTLE ANGLE



RESULT










DETAIL OF BASE OF BOTH ARCHS **PG 7**
SCULPTURAL SLAG, SMOOTH SHEERS, IRREGULAR EDGING AND BEVELS
RESULTING FUNCTION AS WHEEL STOPS WHILE ABSOLUTE SMOOTHNESS TO TOUCH

THE BASE OF BOTH ARCS WILL INCLUDE THE FOLLOWING

SMOOTH IRREGULAR ROUNDED TEXTURED EDGES



SMOOTH TO TOUCH ANGULAR "SHEARS"



DIMENSIONAL BUMPS, TEXTURAL SLAGS
CREATING IRREGULAR STOPPING ENDS TO ARCS

