

BOARD OF APPEALS, CITY & COUNTY OF SAN FRANCISCO

Appeal of
CAROLYN GHIORZO,)
Appellant(s))
vs.)
SAN FRANCISCO PUBLIC WORKS,)
BUREAU OF STREET USE & MAPPING)
Respondent

Appeal No. **22-019**

NOTICE OF APPEAL

NOTICE IS HEREBY GIVEN THAT on March 18, 2022, the above named appellant(s) filed an appeal with the Board of Appeals of the City and County of San Francisco from the decision or order of the above named department(s), commission, or officer.

The substance or effect of the decision or order appealed from is the ISSUANCE on March 14, 2022 to GTE Mobilnet of California, LP, of a Wireless Box Permit (installation of a Personal Wireless Service Facility in a Zoning Protected Location) at 459 Somerset Street.

APPLICATION NO. 21WR-00109

FOR HEARING ON May 11, 2022

Address of Appellant(s):

Address of Other Parties:

Carolyn Ghiorzo, Appellant(s) 350 Burrows Street San Francisco, CA 94134	GTE Mobilnet of California, LP, Permit Holder(s) c/o Melanie Sengupta, Attorney for Permit Holder(s) Mackenzie & Albritton LLP 155 Sansome Street, Suite 800 San Francisco, CA 94104
--	--



Date Filed: March 18, 2022

**CITY & COUNTY OF SAN FRANCISCO
BOARD OF APPEALS**

PRELIMINARY STATEMENT FOR APPEAL NO. 22-019

I / We, **Carolyn Ghiorzo**, hereby appeal the following departmental action: **ISSUANCE of Wireless Box Permit No. 21WR-00109** by the **San Francisco Public Works, Bureau of Street Use & Mapping** which was issued or became effective on: **March 14, 2022**, to: **GTE Mobilnet of California, LP**, for the property located at: **459 Somerset Street**.

BRIEFING SCHEDULE:

The Appellant may, but is not required to, submit a one page (double-spaced) supplementary statement with this Preliminary Statement of Appeal. No exhibits or other submissions are allowed at this time.

Appellant's Brief is due on or before: 4:30 p.m. on **April 21, 2022**, (no later than three Thursdays prior to the hearing date). The brief may be up to 12 pages in length with unlimited exhibits. It shall be double-spaced with a minimum 12-point font. An electronic copy shall be emailed to: boardofappeals@sfgov.org, julie.rosenberg@sfgov.org, tina.tam@sfgov.org, Leoncio.palacios@sfdpw.org, and m.sengupta@mallp.com.

Respondent's and Other Parties' Briefs are due on or before: 4:30 p.m. on **May 5, 2022**, (no later than one Thursday prior to hearing date). The brief may be up to 12 pages in length with unlimited exhibits. It shall be doubled-spaced with a minimum 12-point font. An electronic copy shall be emailed to: boardofappeals@sfgov.org, julie.rosenberg@sfgov.org, tina.tam@sfgov.org and Leoncio.palacios@sfdpw.org. **THE PERMIT HOLDER AND RESPONDENT DEPARTMENT MUST SEND THEIR BRIEFS TO THE APPELLANT VIA US MAIL: 350 BURROWS STREET, SAN FRANCISCO, CA 94134.**

Hard copies of the briefs do NOT need to be submitted to the Board Office or to the other parties.

Hearing Date: **Wednesday, May 11, 2022, 5:00 p.m., in Room 416 of SF City Hall, 1 Dr. Carlton B. Goodlett Place**. The parties may also attend remotely via Zoom. Information for access to the hearing will be provided before the hearing date.

All parties to this appeal must adhere to the briefing schedule above, however if the hearing date is changed, the briefing schedule MAY also be changed. Written notice will be provided of any changes to the briefing schedule.

In order to have their documents sent to the Board members prior to hearing, **members of the public** should email all documents of support/opposition no later than one Thursday prior to hearing date by 4:30 p.m. to boardofappeals@sfgov.org. Please note that names and contact information included in submittals from members of the public will become part of the public record. Submittals from members of the public may be made anonymously.

Please note that in addition to the parties' briefs, any materials that the Board receives relevant to this appeal, including letters of support/opposition from members of the public, are distributed to Board members prior to hearing. All such materials are available for inspection on the Board's website at www.sfgov.org/boa. You may also request a hard copy of the hearing materials that are provided to Board members at a cost of 10 cents per page, per S.F. Admin. Code Ch. 67.28.

The reasons for this appeal are as follows:

I'm against this permit because it is by a school and right in front of a catholic church and these wireless antennas cause cancer.

Appellant or Agent:

Signature: Filed by phone

Print Name: Carolyn Ghiorzo, appellant

Conditions	
Contact247	Refer to Agent
Permit Comments	
Service Address	
Wireless Machine Type	
Wireless Tier	TierB
Permit Pole Location	north side of Wayland St from Somerset St to Goettingen St
Permit Wireless Antenna	3
Permit Wireless AntMakeModel	Ericsson 6701
Permit Planning Location	
Permit Tier Comments	
Permit Wireless DPH	Applicant is using equipment for the first time. Attached is an original verified statement from a registered engineer that: (i) potential human exposure to radio frequency emissions from the proposed Personal Wireless Service Facility is within the FCC guidelines; and (ii) noise at any time of the day or night from the proposed Personal Wireless Service Facility is not greater than forty-five (45) dBA as measured at a distance three (3) feet from any residential building facade.
Permit Planning Approval	The proposed Personal Wireless Service Facility is in Zoning Protected Location.
Permit Utility Conditions	Applicant has a valid Utility Conditions Permit
Permit Tier3 Std	
Permit Tier3 Std1	
Permit Tier3 Std2	
Permit Wireless Documents	
Permit_Auto_StartDate_Ind	Y

The undersigned Permittee hereby agrees to comply with all requirements and conditions noted on this permit

Approved Date : 03/14/2022

Applicant/Permittee

Date

Printed : 3/14/2022 6:28:17 PM

Plan Checker

Leoncio Palacios

"IMPROVING THE QUALITY OF LIFE IN SAN FRANCISCO" We are dedicated individuals committed to teamwork, customer service and continuous improvement in partnership with the community.

Customer Service

Teamwork

Continuous Improvement

Special Conditions

21WR-00109

Conditions

San Francisco Public Works Conditions:

1. This determination is based on the depicted drawings and/or photo simulation. Should the installation vary from said conditions, a new application should be resubmitted to Department(s) for further review and comment.
2. Down Guys: Follow all excavation codes to obtain the necessary permits for placement of down guys. Down guy shall avoid crossing conflicting areas but not limited to driveways, curb ramps.
3. Comply with ADA code requirements for Federal, State, local laws.
4. At the conclusion of the work, provide a set of as built photos of the installation to the Bureau Street-use & Mapping Permit Office.
5. Maintain a valid certification of insurance annually and forward a copy to the Bureau Street-use & Mapping Permit Office.

San Francisco Department of Public Health Conditions:

- Ensure that any equipment associated with the pole installation of this antenna does not produce a noise in excess of 45 dBA as measured at three (3) feet from the nearest residential building façade.
- Ensure that there are no publicly occupied areas within five (5) feet from the face of the Ericsson antennas.
- Once the antenna is installed, Verizon must take radio frequency (RF) power density measurements with the antenna operating at full power to verify the level reported in the Hammett and Edison report and to ensure that the FCC public exposure level is not exceeded in any publicly accessible area. This measurement must be taken again at the time of the permit renewal.
- Verizon should be aware that the general public may have concerns about the antenna and potential RF source near their dwellings. Verizon should have in place a procedure for taking RF power density levels in nearby dwellings when requested by the members of the general public.
- In accordance with the San Francisco Public Works Code, Art. 25, Sec. 1527 (a)(2)(C) Verizon is responsible for paying a fee of \$210.00 to the San Francisco Department of Public Health for this review.

Please note that this approval and any conditions apply only to the equipment and installation as described. If any changes in the equipment or any increase in the effective radiated power described above are made, a new review by the Department of Public Health must be conducted.

San Francisco Planning Department Conditions:

1. Plant and maintain an appropriate street tree.

Permit Addresses

21WR-00109

*RW = RockWheel, SMC = Surface Mounted Cabinets, S/W = Sidewalk Work, DB = Directional Boring,
 BP= Reinforced Concrete Bus Pad, UB = Reinforced Concrete for Utility Pull Boxes and Curb Ramps
 Green background: Staging Only

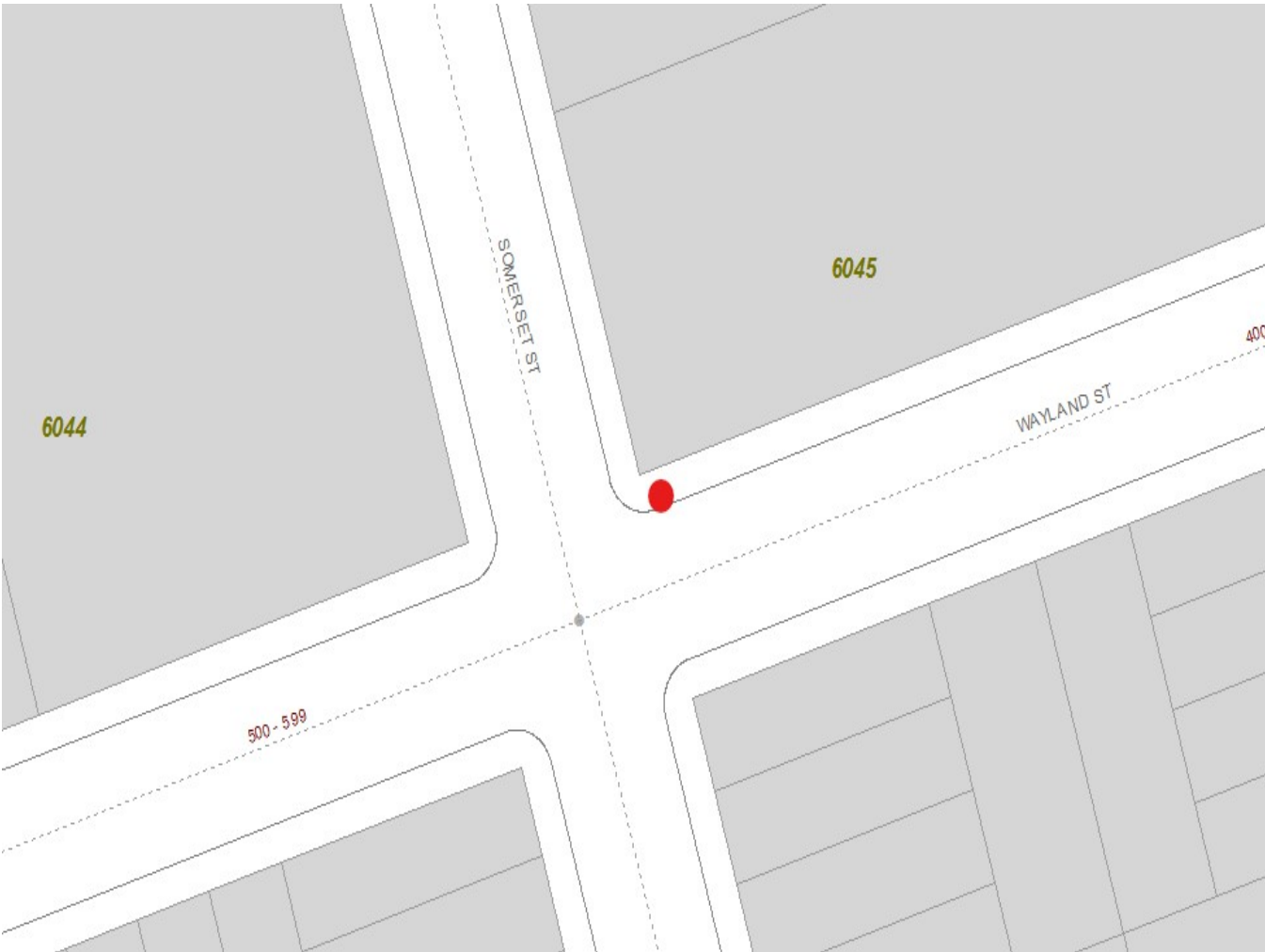
Number of blocks: 1 Total repair size:0 sqft Total Streetspace:0 Total Sidewalk: sqft

ID	Street Name	From St	To St	Sides	*Other	Asphalt	Concrete	Street Space Feet	Sidewalk Feet
1	WAYLAND ST	GOETTINGEN ST	SOMERSET ST	North	RW : False SMC : False S/W Only : False DB: False BP: False UB: False	0	0	0	
Total						0	0	0	

Exceptions

21WR-00109

Street Name	From St	To St	Message	Job	Contact	Dates
WAYLAND ST						
	GOETTINGEN ST	SOMERSET ST -	Conflict with existing Street Use Permit.	14ECN-0038	800-743-5000 - 800-743-5000	Dec 18 2013-



"IMPROVING THE QUALITY OF LIFE IN SAN FRANCISCO" We are dedicated individuals committed to teamwork, customer service and continuous improvement in partnership with the community.

Customer Service

Teamwork

Continuous Improvement

APPELLANT DID NOT SUBMIT A BRIEF

BRIEF SUBMITTED BY THE PERMIT HOLDER(S)

MACKENZIE & ALBRITTON LLP
155 SANSOME STREET, SUITE 800
SAN FRANCISCO, CALIFORNIA 94104

TELEPHONE 415 / 288-4000
FACSIMILE 415 / 288-4010

May 5, 2022

VIA EMAIL

President Rick Swig
Vice-President Ann Lazarus
Commissioners Darryl Honda,
Tina Chang, and Jose Lopez
San Francisco Board of Appeals
49 South Van Ness Ave., Suite 147
San Francisco, CA 94103

Re: Appeal No. 22-019,
Ghiorzo v. SFPW-BSM
For Verizon Wireless Personal Wireless Service Facility,
Wireless Site Permit 21WR-00109 (459 Somerset Street)
Board of Appeals Hearing, May 11, 2022

Dear President Swig, Vice-President Lazarus, and Commissioners:

We submit this letter on behalf of our client GTE Mobilnet of California LP d/b/a Verizon Wireless (“Verizon Wireless”) and its contractor, Modus, LLC (“Modus”), in opposition to the appeal referenced above. The appeal challenges Wireless Site Permit 21WR-00109 (the “Permit”), which authorized Modus to install a small, unobtrusive wireless communications facility on an existing wooden utility pole near the corner of Wayland and Somerset Streets (the “Approved Facility”). As we explain below, the Approved Facility has been carefully designed to avoid any significant adverse impacts. Multiple departments of the City thoroughly reviewed the Approved Facility and correctly found that it meets all standards for approval. Carolyn Ghiorzo (the

“Appellant”) has not presented any grounds for this Board to overturn DPW’s decision.

We respectfully ask that you deny this appeal and allow Verizon Wireless to bring improved wireless service to the neighborhood.

I. Description of the Approved Facility

Verizon Wireless has been improving its network performance throughout the City. To provide new, ultra-wideband 5G service, Verizon Wireless needs to install small wireless facilities around San Francisco, including near 459 Somerset Street.

While meeting this vital communications need, the Approved Facility has been carefully designed to be as unobtrusive as possible and avoid any adverse impacts on the surrounding neighborhood. The approved location, near 459 Somerset Street, is ideal because it allows Verizon Wireless to locate its facility on an existing wooden utility pole, avoiding the visual impact of a new pole. *See* Photosimulations attached as Exhibit A. As approved by DPW, the Approved Facility consists of a new crossbar with a total of three integrated antennas attached at either end of the crossbar. *See* Plans, attached as Exhibit B, p. A-2. The Approved Facility also includes a small smart meter and fiber demarcation box. *Id.* The height of the pole will not increase. *Id.*

II. The City Thoroughly Reviewed The Approved Facility

Before DPW issued the Permit, the Approved Facility was independently reviewed by three City departments, pursuant to Article 25 of the Public Works Code.

A. The Approved Facility Complies With Federal Radio Frequency Emission Standards

DPW Order No. 201970 requires an application to include “proof of compliance with the Public Health Compliance Standard” in the form of a “Verified Statement from a

registered engineer to the effect that the Applicant complies with the Public Health Compliance Standard.” DPW Order 201970, Section 5(E)(1).

To fulfill this requirement, Verizon Wireless submitted a radiofrequency report prepared by Hammett & Edison, Inc., Consulting Engineers (the “RF Report”), attached as Exhibit C. The maximum effective radiated power is 343 watts. The maximum calculated exposure level at any nearby building is 14% of the public exposure limit established by the Federal Communications Commission (“FCC”). Exhibit C, p. 3. The maximum RF exposure on the ground is 0.46%. Exhibit C, p. 3. The RF Report demonstrates that the calculated exposure levels are well below the FCC’s thresholds. Hammett & Edison’s results are conservative, as they include several “worst-case” assumptions, and therefore are expected to overstate the emissions. Exhibit C, p. 1.

The RF Report was then submitted to the Department of Public Health (“DPH”), pursuant to Section 1507 of Article 25. DPH reviewed the RF Report and confirmed that the Approved Facility “would be in compliance with the FCC standards and would not produce radio frequency energy exceeding the FCC public exposure limits.” *See* DPH Approval attached as Exhibit D, p. 1. DPH also concluded that “the installation of the equipment would be in compliance with the noise standards as outlined in the DPW Code, Article 25.” *Ibid*.

DPH also imposed conditions to ensure compliance. DPH Special Condition Number 3 requires that “[o]nce the antenna is installed, Verizon Wireless must take RF power density measurements with the antenna operating at full power to verify the level reported in the Hammett & Edison report and to ensure that the FCC public exposure level is not exceeded in any publicly accessible area. This measurement must be taken

again at the time of the permit renewal.” Exhibits D, F. This condition ensures that the Approved Facility will not exceed FCC limits on RF emissions.

The City may not consider RF emissions as a ground upon which to grant the Appeal because the Approved Facility complies with FCC guidelines. The federal Telecommunications Act provides that “[n]o State or local government may regulate personal wireless service facilities on the basis of the environmental effects of radio frequency emissions to the extent that such facilities comply with the [FCC’s] regulations concerning such emissions.” 47 U.S.C. § 332(c)(7)(B)(iv). The City’s own Article 25 defines the “Public Health Compliance Standard” for RF emissions as compliance with the FCC guidelines. Public Works Code § 1502. The Approved Facility meets this standard, and the City’s inquiry under Article 25 ends at this point.

Moreover, Verizon Wireless has provided a third-party expert report, to demonstrate – and ensure – that the Approved Facility will comply with all applicable health standards. DPH independently reviewed the information and confirmed its conclusion. The RF exposure from the Approved Facility is far below the federal limit, and therefore irrelevant to the City’s review. *See* 47 U.S.C. §332(c)(7)(B)(iv). Concerns regarding RF emissions cannot affect the Board’s decision-making process.

B. The Planning Department Properly Recommended Approval of the Approved Facility

The Planning Department found that the Approved Facility, located in a Zoning Protected Location with average street views, complies with the applicable compatibility standard under Article 25 and would not significantly detract from the character of the adjacent residential/commercial/mixed-use Districts, Scenic Vistas, or potential and/or

known historic Buildings/Districts. Planning Department Approval attached as Exhibit E, p. 1.

The Planning Department thoughtfully considered the potential impacts of the Approved Facility, and its conclusions are supported by substantial evidence. The Approved Facility is proposed to be in a Residential House, One Family (“RH-1”) district. The Planning Department properly analyzed the Approved Facility under the Zoning Protected Compatibility Standard. The Zoning Protected Location Compatibility Standard applies to a Utility Pole that is “on a Public Right-of-Way that is within a Residential or Neighborhood Commercial zoning district. . . .” Public Works Code §1502.

Under the Zoning Protected Location Compatibility Standard, the Planning Department considers whether the proposed Personal Wireless Service Facility would “significantly detract from any of the defining characteristics of the Residential or Neighborhood Commercial zoning district.” Public Works Code §1502.

Bearing these standards in mind, the Planning Department correctly determined that the Facility “**WOULD NOT** significantly detract from the character of the adjacent residential/commercial/mixed-use Districts, Scenic Vistas; or potential and/or known historic Buildings; Districts.” Exhibit E (emphasis in original). These conclusions are based on substantial evidence. The Planning Department rendered its recommendation based upon review of the site permit application, including the plans and photosimulations. Exhibit E, p. 1.

The photosimulations show the Approved Facility and its surroundings from multiple angles. Exhibit A. As described above, the Approved Facility will replace an

existing wooden utility pole at the same location. It does not increase the height of the pole and adds only a crossbar with equipment. The photosimulations of the Approved Facility (Exhibit A) and the plans (Exhibit B) show that the shrouded design will conceal the antennas. Furthermore, there is no possibility that the Approved Facility will “significantly detract” from the defining characteristics of the RH-1 district. Rather, it is proposed to be located on an existing utility pole in the public right-of-way.

The Planning Department’s findings included the following:

- Planning has determined that the proposed Verizon Wireless personal wireless service facility is designed in a streamlined manner, as proposed it will be located on an existing light pole which would not significantly detract from any of the defining characteristics of the non-historic resource, average street view RH-1(Residential House, One Family) district.
- The project has been designed to reduce, to the best extent possible, the blocking or other impairment of pleasing street views, and preserves an important characteristic of the unique setting and quality of the city.
- The project has been designed to maintain, to the best extent possible, views from streets which can provide a means for orientation and preserves the ability for an observer to perceive the City and its districts clearly.
- The project has been designed as a minimally visible facility to be attached to an existing light/utility pole extant in the public

sidewalk. The facility components are designed as an extension to the pole and equipment boxes, with requirements to be painted or shrouded to match the pole further reducing their visibility and any conflicts with the building frontages within the RH 1 zoning district.

Exhibit E, pp. 2-3.

The Planning Department also attached twelve conditions to the Approved Facility to ensure that any potential impact would be minimized to the extent feasible. Exhibit E, pp. 3-4. These conditions range from requiring a street tree to minimizing equipment size and configuration to regulating paint colors. *Ibid.* Indeed, the conditions go so far as to regulate the size of an equipment sticker (4” by 6”), the background color of the sticker (must match the surface to which it adheres), and the color of the logo and font (white). Exhibit E, p. 4, Condition No. 4. Consequently, the Planning Determination, based on substantial evidence, must be upheld as well.

C. DPW Properly Issued a Final Determination

Finally, DPW approved the Approved Facility and issued the Final Determination (Exhibit F). As the approvals of all three agencies confirm, the Approved Facility is well-designed, unobtrusive, will not have any significant impacts, and meets all requirements for approval. The departmental decisions were all based on substantial evidence and consistent with applicable law, including Article 25. The Board should uphold them.

III. All Noticing Requirements Were Met

Verizon Wireless has met all noticing requirements for this site. Article 25 requires Verizon Wireless to mail notices to: “(i) any Person who owns property that is within 300 feet of the approved location for the Personal Wireless Service Facility; (ii) any Person who is a tenant in any residential property that is within 300 feet of the approved location for the Personal Wireless Service Facility; (iii) any neighborhood association identified by the Planning Department for any neighborhood that is within 600 feet of the approved location for the Personal Wireless Service Facility; and (iv) the member of the Board of Supervisors who represents the district in which the approved Personal Wireless Service Facility would be located.” Public Works Code §1514(a)(1)(A). The affidavit attached as Exhibit G confirms compliance with these mailing requirements. The affidavit also demonstrates that the Appellant and her neighbors received mailed notices.

Verizon Wireless must also “promptly post notice of the Department’s final determination to approve an Application for a Personal Wireless Service Facility Site Permit on the Utility Pole to be used for the proposed Personal Wireless Service Facility and on a minimum of four other Utility Poles, other poles, or other conspicuous places located within 300 feet of the approved location for the Personal Wireless Service Facility.” Public Works Code §1514(a)(1)(B). The affidavit attached as Exhibit H confirms compliance with these posting requirements.

Finally, though not required by code, Verizon Wireless emails a courtesy notice to interested parties listed on the Planning Department’s website. See Exhibit I.

Consequently, Verizon Wireless has gone above and beyond the code's requirements to ensure that the public and relevant parties receive proper notice.

IV. Conclusion

In conclusion, this Board should deny the Appeal and allow Verizon Wireless to move forward with construction. Representatives of Verizon Wireless, Modus, and Hammett & Edison will be present at the hearing to answer any questions.

Very truly yours,



Paul B. Albritton

cc: William K. Sanders, Esq.
Leoncio Palacios, DPW
Tina Tam, Planning Department

Schedule of Exhibits:

Exhibit A – Photosimulations

Exhibit B – Plans

Exhibit C – Hammett & Edison, Inc., Consulting Engineers Report

Exhibit D – Department of Public Health Determination

Exhibit E – Planning Department Determination

Exhibit F – Final Determination


Exhibit G – U.S. Mail Noticing Affidavit

Exhibit H – Posting Noticing Affidavit

Exhibit I – Courtesy Email Notice

view from Wayland Street looking northeast at site
SF Excelsior 014
Adjacent to 459 Somerset Street, San Francisco, CA
Photosims Produced on 12-9-2021

Existing



Proposed



Proposed Verizon
Antennas & Equipment

view from Wayland Street looking northwest at site



SF Excelsior 014
Adjacent to 459 Somerset Street, San Francisco, CA
Photosims Produced on 12-9-2021

Existing



Proposed



Proposed Verizon
Antennas & Equipment

GENERAL NOTES

GENERAL CONSTRUCTION NOTES

- PLANS ARE INTENDED TO BE DIAGRAMMATIC ONLY. UNLESS NOTED OTHERWISE, THE WORK SHALL INCLUDE TURNING MATERIALS, EQUIPMENT, AND UTILITIES TO APPROPRIATE DIMENSIONS AND LABOR NECESSARY TO COMPLETE ALL INSTALLATIONS AS INDICATED ON THE DRAWINGS.
- THE CONTRACTOR SHALL OBTAIN, IN WRITING, AUTHORIZATION TO PROCEED BEFORE STARTING WORK ON ANY ITEM NOT CLEARLY DEFINED OR IDENTIFIED BY THE CONTRACT DOCUMENTS.
- CONTRACTOR SHALL CONTACT USA NORTH #11 (UNDERGROUND SERVICE ALERT) AT (800) 462-2444 FOR UTILITY LOCATIONS, 2 WORKING DAYS BEFORE PROCEEDING WITH ANY EXCAVATION, SEE WORK OR CONSTRUCTION.
- THE CONTRACTOR SHALL INSTALL ALL EQUIPMENT AND MATERIALS IN ACCORDANCE WITH MANUFACTURER'S RECOMMENDATIONS UNLESS SPECIFICALLY INDICATED OTHERWISE, OR WHERE LOCAL CODES OR REGULATIONS TAKE PRECEDENCE.
- ALL CONSTRUCTION SHALL BE IN ACCORDANCE WITH THE CBC'S REQUIREMENTS REGARDING EARTHQUAKE RESISTANCE, FOR, BUT NOT LIMITED TO, FIRING, LIGHT FIXTURES, CEILING GRID, INTERIOR PARTITIONS, AND MECHANICAL EQUIPMENT. ALL WORK MUST COMPLY WITH LOCAL EARTHQUAKE CODES AND REGULATIONS.
- REPRESENTATIONS OF TRUE NORTH, OTHER THAN THOSE FOUND ON THE PLOT OF SURVEY DRAWINGS, SHALL NOT BE USED TO IDENTIFY OR ESTABLISH BEARING OF TRUE NORTH AT THE SITE. THE CONTRACTOR SHALL RELY SOLELY ON THE PLOT OF SURVEY DRAWING AND ANY SURVEYOR'S MARKINGS AT THE SITE FOR THE ESTABLISHMENT OF TRUE NORTH, AND SHALL NOTIFY THE ARCHITECT / ENGINEER PRIOR TO PROCEEDING WITH THE WORK IF ANY DISCREPANCY IS FOUND BETWEEN THE VARIOUS ELEMENTS OF THE WORKING DRAWINGS AND THE TRUE NORTH ORIENTATION AS DETERMINED ON THE FIELD SURVEY. THE CONTRACTOR SHALL ASSUME SOLE LIABILITY FOR ANY FAILURE TO NOTIFY THE ARCHITECT / ENGINEER.
- THE BUILDING DEPARTMENT ISSUING THE PERMITS SHALL BE NOTIFIED AT LEAST TWO WORKING DAYS PRIOR TO THE COMMENCEMENT OF WORK. THE PERMITS OBTAINING IS OBLIGATED BY THE CODE ENFORCEMENT OFFICIAL HAVING JURISDICTION.
- DO NOT EXCAVATE OR DISTURB BEYOND THE PROPERTY LINES OR LEASE AREA LINES, UNLESS OTHERWISE NOTED.
- ALL EXISTING UTILITIES, FACILITIES, CONDITIONS, AND THEIR DIMENSIONS SHOWN ON THE PLAN HAVE BEEN PLOTTED FROM AVAILABLE RECORDS, THE ARCHITECT / ENGINEER AND THE OWNER ASSUME NO RESPONSIBILITY WHATSOEVER AS TO THE SUFFICIENCY OR THE ACCURACY OF THE INFORMATION SHOWN ON THE PLANS, OR THE MANNER OF THEIR REMOVAL OR ADJUSTMENT. CONTRACTORS SHALL BE RESPONSIBLE FOR DETERMINING EXACT LOCATION OF ALL EXISTING UTILITIES AND FACILITIES PRIOR TO START OF CONSTRUCTION. CONTRACTORS SHALL ALSO OBTAIN FROM EACH UTILITY COMPANY THE EXISTING CONDITION RELATIVE TO WORKING SCHEDULES AND METHODS OF REMOVING OR ADJUSTING EXISTING UTILITIES.
- CONTRACTOR SHALL VERIFY ALL EXISTING UTILITIES, BOTH HORIZONTAL AND VERTICALLY, PRIOR TO THE START OF CONSTRUCTION. ANY DISCREPANCIES OR DOUBTS AS TO THE INTERPRETATION OF PLANS SHOULD BE IMMEDIATELY REPORTED TO THE ARCHITECT / ENGINEER FOR RESOLUTION. CONSTRUCTION, AND NO FURTHER WORK SHALL BE PERFORMED UNTIL THE DISCREPANCY IS CHECKED AND CORRECTED BY THE ARCHITECT / ENGINEER. FAILURE TO SECURE SUCH RESOLUTION MEANS CONTRACTOR WILL WORK AT HIS/HER OWN RISK AND EXPENSE.
- ALL NEW AND EXISTING UTILITY STRUCTURES ON SITE AND IN AREAS TO BE DISTURBED BY CONSTRUCTION SHALL BE ADJUSTED TO FINISH ELEVATIONS PRIOR TO FINAL INSPECTION OF WORK.
- ANY EXISTING COMPONENTS DISTURBED DURING CONSTRUCTION SHALL BE RETURNED TO ITS ORIGINAL CONDITION PRIOR TO COMPLETION OF WORK. SIZE, LOCATION AND TYPE OF ANY UNDERGROUND UTILITIES OR IMPROVEMENTS SHALL BE ACCURATELY NOTED AND PLACED ON 'AS-BUILT' DRAWINGS BY GENERAL CONTRACTOR, AND ISSUED TO THE ARCHITECT / ENGINEER AT COMPLETION OF PROJECT.
- ALL TEMPORARY EXCAVATIONS FOR THE INSTALLATION OF FOUNDATIONS, UTILITIES, ETC., SHALL HAVE PROTECTIVE SYSTEMS INSTALLED IN ACCORDANCE WITH OCCUPATIONAL SAFETY AND HEALTH ADMINISTRATION (OSHA) REQUIREMENTS.

GENERAL WIRELESS FACILITY NOTES

- PRIOR TO THE SUBMISSION OF BIDS, THE BIDDING CONTRACTOR SHALL VISIT THE SITE TO DETERMINE THE EXISTING CONDITIONS AND TO CONFIRM THAT THE WORK CAN BE ACCOMPLISHED AS SHOWN ON THE CONSTRUCTION DRAWINGS. ANY DISCREPANCY FOUND SHALL BE BROUGHT TO THE ATTENTION OF CONTRACTOR.
- CONTRACTOR SHALL VERIFY ALL EXISTING DIMENSIONS AND CONDITIONS PRIOR TO COMMENCING ANY WORK. ALL DIMENSIONS OF EXISTING CONSTRUCTION SHOWN ON THE DRAWINGS MUST BE VERIFIED. CONTRACTOR SHALL NOTIFY THE CONSTRUCTION MANAGER OF ANY DISCREPANCIES PRIOR TO ORDERING MATERIAL OR PROCEEDING WITH CONSTRUCTION.
- ANY CONSTRUCTION WORK BY CONTRACTOR SHALL NOT DERIVE THE EXISTING NORMAL OPERATION. ANY WORK ON EXISTING EQUIPMENT MUST BE COORDINATED WITH CONTRACTOR. ALSO, WORK SHOULD BE SCHEDULED FOR AN APPROPRIATE MAINTENANCE WINDOW USUALLY IN LOW TRAFFIC PERIODS AFTER MIDNIGHT.
- ALL SAFETY PRECAUTIONS MUST BE TAKEN WHEN WORKING AROUND HIGH LEVELS OF ELECTROMAGNETIC RADIATION. EQUIPMENT SHOULD BE SHOWN PRIOR TO PERFORMING ANY WORK THAT COULD EXPOSE THE WORKERS TO DANGERS. PERSONAL IN EXPOSURE MONITORS ARE ADVISED TO BE WORKN TO ALERT OF ANY DANGEROUS EXPOSURE LEVELS.
- CONTRACTOR SHALL DETERMINE ACTUAL ROUTING OF CONDUIT, POWER AND TI CABLES, GROUNDING CABLES AS SHOWN ON THE POWER, GROUNDING AND TELCO PLAN DRAWINGS. CONTRACTOR SHALL UTILIZE EXISTING TRAYS AND/OR SHALL ADD (N) TRAYS AS NECESSARY. CONTRACTOR SHALL CONFIRM THE ACTUAL ROUTING WITH THE CONTRACTOR.
- CONTRACTOR SHALL LEGALLY AND PROPERLY DISPOSE OF ALL SCRAP MATERIALS SUCH AS COAXIAL CABLES AND OTHER ITEMS REMOVED FROM THE EXISTING FACILITY. ANTENNAS REMOVED SHALL BE RETURNED TO THE OWNER'S DESIGNATED LOCATION.

EQUIPMENT LOCATION

- ALL DRAWINGS INDICATE DIAGRAMMATICALLY THE DESIRED LOCATIONS OR ARRANGEMENTS OF CONDUIT RUNS, OUTLETS, EQUIPMENT, ETC., AND ARE TO BE FOLLOWED AS CLOSELY AS POSSIBLE. PROPER JUDGMENT MUST BE EXERCISED IN EXECUTING THE WORK SO AS TO SECURE THE BEST POSSIBLE INSTALLATION IN THE AVAILABLE SPACE AND TO OVERCOME LOCAL DIFFICULTIES DUE TO SPACE LIMITATIONS OR INTERFERENCE OF STRUCTURE CONDITIONS ENCOUNTERED.
- IN THE EVENT CHANGES IN THE INDICATED LOCATIONS OR ARRANGEMENTS ARE NECESSARY, DUE TO FIELD CONDITIONS IN THE BUILDING, CONSTRUCTION OR REARRANGEMENT OF EQUIPMENT, SUCH CHANGES SHALL BE MADE WITHOUT COST, PROVIDING THE CHANGE IS ORDERED BEFORE THE CONDUIT RUNS, ETC., AND WORK DIRECTLY CONNECTED TO THE SAME IS INSTALLED AND NO EXTRA MATERIALS ARE REQUIRED.
- COORDINATE THE WORK OF THE SECTION WITH THAT OF ALL OTHER TRADES, WHERE CONFLICTS OCCUR. CONSULT WITH THE PROSPECTIVE CONTRACTOR AND COME TO AGREEMENT AS TO CHANGES NECESSARY. OBTAIN WRITTEN ACCEPTANCE FROM ENGINEER FOR THE PROPOSED CHANGES BEFORE PROCEEDING.

TESTS

BEFORE FINAL ACCEPTANCE OF WORK, THE CONTRACTOR SHALL ENSURE THAT ALL EQUIPMENT, SYSTEMS, FITURES, ETC., ARE WORKING SATISFACTORILY AND TO THE INTENT OF THE DRAWINGS.

PERMITS

THE CONTRACTOR SHALL BE RESPONSIBLE FOR TAKING OUT AND PAYING FOR ALL THE REQUIRED PERMITS, INSPECTION AND EXAMINATION WITHOUT ADDITIONAL EXPENSE TO THE OWNER.

DEFINITIONS

- "TYPICAL" OR "TYP" MEANS THAT THIS ITEM IS SUBSTANTIALLY THE SAME ACROSS SIMILAR CONDITIONS. "TYP" SHALL BE UNDERSTOOD TO MEAN "TYPICAL WHERE OCCURS" AND SHALL NOT BE CONSIDERED AS WITHOUT EXCEPTION OR CONSIDERATION OF SPECIFIC CONDITIONS.
- "SIMILAR" MEANS COMPARABLE TO CHARACTERISTICS FOR THE CONDITION NOTED, VERIFY DIMENSIONS AND ORIENTATION ON PLAN.
- "AS REQUIRED" MEANS AS REQUIRED BY REGULATOR REQUIREMENTS, BY REFERENCED STANDARDS, BY EXISTING CONDITIONS, BY GENERALLY ACCEPTED CONSTRUCTION PRACTICE, OR BY THE CONTRACT DOCUMENTS.
- "ALOR" MEANS ACCURATELY LOCATE FINISH GRADE OF MATERIALS IN THE SAME PLANE.
- THE TERM "VERIFY" OR "V.I.F." SHALL BE UNDERSTOOD TO MEAN "VERIFY IN FIELD WITH ENGINEER" AND REQUIRES THAT THE CONTRACTOR CONFIRM INTENTION REGARDING NOTED CONDITION AND PROCEED ONLY AFTER RECEIVING DIRECTION.
- WHERE THE WORDS "OR EQUAL" OR WORDS OF SIMILAR INTENT FOLLOW A MATERIAL SPECIFICATION, THEY SHALL BE UNDERSTOOD TO REQUIRE SIGNED APPROVAL OF ANY DEVIATION TO SAS SPECIFICATION PRIOR TO CONTRACTORS ORDERING OR INSTALLATION OF SUCH PROPOSED EQUAL PRODUCT.
- FURNISH SUPPLY ONLY, OTHERS TO INSTALL. INSTALL ITEMS FURNISHED BY OTHERS, PROVIDE FURNISH AND INSTALL.

APPLICABLE CODES, REGULATIONS AND STANDARDS:

- CONTRACTOR'S WORK SHALL COMPLY WITH ALL APPLICABLE NATIONAL, STATE, AND LOCAL CODES AS ADOPTED BY THE LOCAL AUTHORITY HAVING JURISDICTION (AAJ) FOR THE LOCATION.
- THE EDITION OF THE AAJ ADOPTED CODES AND STANDARDS IN EFFECT AT THE TIME OF PERMITTING SHALL GOVERN THE DESIGN.
- CONTRACTOR'S WORK SHALL COMPLY WITH THE LATEST EDITION OF THE FOLLOWING STANDARDS:
 - AMERICAN CONCRETE INSTITUTE (ACI) 318, BUILDING CODE REQUIREMENTS FOR STRUCTURAL CONCRETE
 - AMERICAN INSTITUTE OF STEEL CONSTRUCTION (AISC), MANUAL OF STEEL CONSTRUCTION, ASD, NINTH EDITION
 - IEEE COMMUNICATIONS INSTURTY ASSOCIATION (IEEE) 222.4, STRUCTURAL SUPPORTING STRUCTURES
 - INSTITUTE FOR ELECTRICAL AND ELECTRONICS ENGINEERS (IEEE) 81, GUIDE FOR MEASURING EARTH RESISTIVITY, GROUND IMPEDANCE, AND EARTH SURFACE POTENTIALS OF A GROUND SYSTEM (IEEE 1100-1999)
 - IEEE C62.41, RECOMMENDED PRACTICES ON SURGE VOLTAGES IN LOW VOLTAGE AC POWER CIRCUITS (FOR LOCATION CATEGORY "CS" AND "HIGH SYSTEM EXPOSURE")
- TA 607 COMMERCIAL BUILDING GROUNDING AND BONDING REQUIREMENTS FOR TELECOMMUNICATIONS
 - TELCORDIA GR-53 NETWORK EQUIPMENT-BUILDING SYSTEM (NEBS): PHYSICAL PROTECTION
 - TELCORDIA GR-347 CENTRAL OFFICE POWER WIRING
 - TELCORDIA GR-122 GENERAL INSTALLATION REQUIREMENTS
 - TELCORDIA GR-1503 COAXIAL CABLE CONNECTIONS
- ANY AND ALL OTHER LOCAL & STATE LAWS AND REGULATIONS

GENERAL TRENCHING NOTES

- MAINTAIN 24" MINIMUM COVER FOR ALL ELECTRICAL CONDUITS, 12" OR 18" FOR ALL TELECOMMUNICATIONS CONDUITS.
- MINIMUM 1" SAND SHADING BELOW CONDUITS, AND 6" COVERING ON TOP OF CONDUITS REQUIRED.
- REFER TO SHEET E-1 FOR ADDITIONAL REQUIREMENTS

GENERAL GROUNDING NOTES

- GROUNDING SHALL BE TESTED AT 5 OHMS OR LESS.
- WOOD MOLDINGS, STARTED EVERY 3'-0" AND AT EACH END.

GENERAL CONDUIT NOTES

- ALL CONDUITS WILL BE MANDEDRED AND EQUIPPED WITH 3/8" PULL ROPE.
- SCHEDULE 80 CONDUIT FOR UNDERGROUND USE.
- SCHEDULE 80 CONDUIT FOR RER USE AND ELSEWHERE AS NOTES. TRANSITION FROM SCHEDULE 40 PVC OR RIGID STEEL CONDUIT TO SCHEDULE 80 USING APPROVED FITTINGS DESIGNED TO PROVIDE A SMOOTH INTERIOR WALL. TRANSITION TO THE REDUCED INTERIOR DIAMETER OF SCHEDULE 80, ADJUST CONDUIT SIZE IF NECESSARY TO MAINTAIN THE INTERIOR AREA REQUIRED FOR THE WIRING SPECIFIED.
- GALVANIZED STEEL CONDUIT FOR ANY CONDUIT UNDER 3" STUB UP, 10" THEN CONVERT TO SCHEDULE 80.
- CONTRACTOR TO STUB UP POLE 12" w/ 3" POWER CONDUIT. POWER COMPANY TO CONVERT FROM 3" STUB SCHEDULE 80 TO 2" SCHEDULE 80 FROM TOP OF STUB UP.
- 2KG COLD GALVANIZING COMPOUND OR EQUIVALENT IS REQUIRED ON EXPOSED THREADS IN RIGID STEEL CONDUIT AND THE CUT ENDS OF SUPPORT STRUTS, ETC., TO PREVENT RUSTING.

TYPICAL 8" O.W. POLE CONSTRUCTION NOTES

- CABLE NOT TO IMPIDE 12" CLEAR SPACE OFF POLE FACE.
- ALL CLAMP STEPS NEXT TO CONDUIT SHALL HAVE EXTENDED STEPS.
- NO BOLT THREADS TO PROTRUDE MORE THAN 1/2"
- ALL HOLES IN POLE LEFT FROM REARRANGEMENT OF CLAMP STEPS TO BE FILLED.
- 90° SHORT SWEEPS UNDER ANTENNA ARM, ALL CABLES MUST TRANSITION ON THE INSIDE OR BOTTOM OF THE ARM (NO CABLE ON TOP OF ARM).
- USE 90° CONNECTOR AT CABLE CONNECTION FOR DOWN DOWN ANTENNAS.
- USE CABLE CLAMPS TO SECURE CABLE TO ARMS. PLACE 2" CABLE I.D. TAGS ON BOTH SIDES OF ARMS.
- USE 1/2" DIA. CABLE ON ANTENNAS UNLESS OTHERWISE SPECIFIED.
- PLACE GPS ON ARM OF SOUTHERN SKY DISPOUSE AT MINIMUM 4" FROM TRANSIT ANTENNA WHICH IS 24" AWAY FROM CENTER OF POLE.
- FILL VOID AROUND CABLES AT CONDUIT OPENING WITH FOAM SEALANT TO PREVENT WATER INTRUSION.

CONTRACTOR REQUIREMENTS

DO NOT SCALE OFF DRAWINGS

CONTRACTOR SHALL VERIFY ALL PLANS & EXISTING DIMENSIONS & CONDITIONS ON THE JOB SITE & SHALL IMMEDIATELY NOTIFY THE ENGINEER IN WRITING OF ANY DISCREPANCIES BEFORE PROCEEDING WITH THE WORK.

ABBREVIATIONS

A.B.	ANCHOR BOLT	G.L.B.	GLUE LAMINATED BEAM
ABV.	ABOVE	(GUL-LAM)	
ACCA	ANTENNA CABLE COVER ASSUMED	GPS	GLOBAL POSITIONING SYSTEM
ADDL.	ADDITIONAL	GRND.	GROUND
A.F.F.	ABOVE FINISHED FLOOR	GRD.	GRADE
A.F.G.	ABOVE FINISHED GRADE	HGR.	HANGER
AGL.	ABOVE GRAOUND LEVEL	HDR.	HOLDER
ALUM.	ALUMINUM	ICBGR.	ISOLATED COPPER GROUND BUS (INCHES)
ALT.	ALTERNATE	IN-IT.	INTERIOR POINT(S)
ABOVE SEA LEVEL		INT.	INTERIOR
ANT.	ANTENNA	IN-IT(F)	INTERIOR POINT(S)
APPROX.	APPROXIMATELY	L.B.	LAG BOLTS
ARCH.	ARCHITECTURAL	LE(F)	LINEAR REINFORCEMENT
AWG.	AMERICAN WIRE GAUGE	L.	LONGITUDINAL
BUILDG.	BUILDING	M.	MASONRY
B.L.C.	BLOCK	MACH.	MACHINERY
B.C.G.	BLOCKING	M.B.	MACHINE BOLT
BLK.	BEAM	MCH.	MECHANICAL
BN.	BOUNDARY NAILING	MFR.	MANUFACTURER
BN.	BACK-UP CABINET	MN.	MINIMUM
BCHW.	BARBED TWISTED COPPER WIRE	MISC.	MISCELLANEOUS
B.O.	BOTTOM	MT.	METAL
B.O.F.	BOTTOM OF FOOTING	NO.(F)	NOT TO SCALE NEW
CAB.	CABINET	O.C.	ON CENTER OPENING
CANT.	CANTILEVERED	P.C.	PRE CAST CONCRETE
CL.F.	CASE IN PLACE	PLATE	PLATE
CLG.	CEILING	PLY.	PLYWOOD
CEN.	CENTERLINE	P.S.I.	POUNDS PER SQUARE FOOT
COL.	COLUMN	P.T.	PRESSURE TREATED POWER (KABINET)
CONC.	CONCRETE	QTY.	QUANTITY
CONN.	CONNECTION(OR)	RAD.(R)	RADIUS
CONSTR.	CONSTRUCTION	REF.	REFERENCE
CONT.	CONTINUOUS (OR PANELS)	REFR.	REFRIGERATION
CP.	COPY	REID.	REQUIRED
DBL.	DOUBLE	RCS.	RIGID GALVANIZED STEEL
DBL.	DOUBLE	R.C.W.	RIGHT OF WAY
DIA.	DIAMETER	SCH.	SCHEDULE
D.I.	DIAGONAL	SH.	SHEET
D.J.	DOUGLAS FIR	SM.	SIMILAR
DL.	DOWN	SPEC.	SPECIFICATION(S)
DIAG.	DIAGONAL	SQ.	SQUARE
DM.	DIVISION	STD.	STANDARD
DWG.	DRAWING(S)	STL.	STEEL
DWL.	(DOWELS)	STRUC.	STRUCTURAL
EA.	EACH	TEMP.	TEMPORARY
EL.	ELEVATION	THK.	THICKNESS
ELEC.	ELECTRICAL	TL.	TOP NAIL
ELEV.	ELEVATOR	T.O.A.	TOP OF ANTENNA
EMT.	ELECTRICAL METALLIC TUBING	T.O.C.	TOP OF CURB
EN.	EDGE NAIL	T.O.F.	TOP OF FOUNDATION
ENG.	ENGINEER	T.O.P.	TOP OF PLASTER(PAPER)
EQ.	EQUIPMENT	T.O.S.	TOP OF STEEL
EXP.	EXPANSION	T.O.W.	TOP OF WALL
EXT.(E)	EXISTING	TYP.	TYPICAL
EXT.	EXTERIOR	U.S.	UNDER GROUND
FAB.	FABRICATION(OR)	U.L.	UNDERWRITES LABORATORY
F.F.	FINISH FLOOR	UNFO.	UNLESS NOTED OTHERWISE
F.G.	FINISH GRADE	V.I.F.	VERIFY IN FIELD
FIN.	FINISHED	W.	WIDE(WIDTH)
FLR.	FLOOR	W.P.	WATERPROOF
FDN.	FOUNDATION	WT.	WEIGHT
F.O.C.	FACE OF CONCRETE		
F.O.M.	FACE OF MASONRY		
F.O.S.	FACE OF STUD		
F.O.W.	FACE OF WALL		
F.S.	FINISH SURFACE (FOOTPRINT)		
FTI.	FOOTPRINT		
FIG.	GROWING (CABINET)		
G.	GAUGE		
GA.	GALVANIZED		
G.F.L.	GROUND FAULT CIRCUIT INTERRUPTER		

LEGEND

	SPOT ELEVATION		STEEL
	REVISION		GROUT
	DETAIL REFERENCE		CONCRETE
	ELEVATION REFERENCE		EARTH
	SECTION REFERENCE		SAND
	CENTERLINE		PROPERTY
	TELCO LINE		GROUND CONDUCTOR
	ELECTRICAL LINE		ELECTRICAL & TELCO LINES
	COAX		OVERHEAD SERVICE CONDUCTORS
	CHAIN LINK FENCING		OVERHEAD TELEPHONE
	FENCING		OVERHEAD POWER
	OVERHEAD TELEPHONE/POWER		OVERHEAD TELEPHONE
	OVERHEAD POWER LINE		

VERIZON WIRELESS
2785 MITCHELL DRIVE, SUITE 9
WALNUT CREEK, CA
94598

MODUS, LLC
240 STOCKTON ST., 3RD FLOOR
SAN FRANCISCO, CA
94108

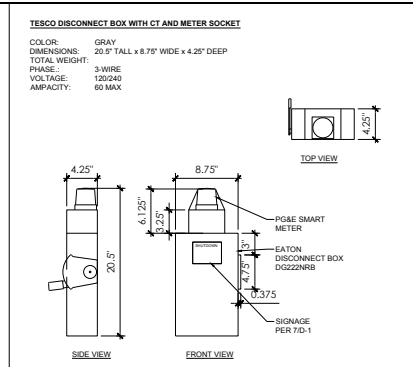
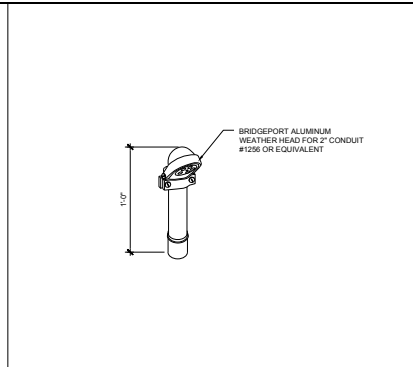
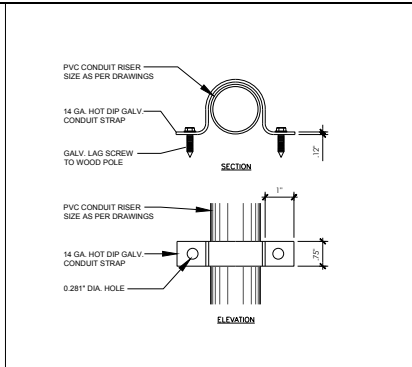
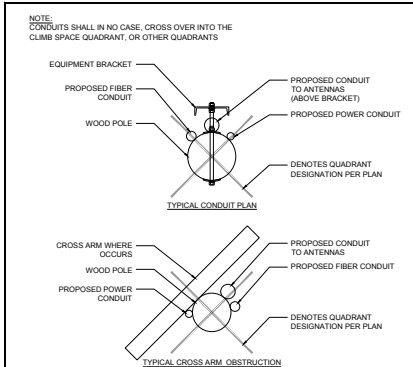
DRAWN BY:	APC
CHECKED BY:	BPM
APPROVED BY:	LIB

REV	DATE	DESCRIPTION
A	10/20/21	90% CD
0	12/01/21	100% CD

IT IS A VIOLATION OF THE LAW FOR ANY PERSON, UNLESS THEY ARE ACTING UNDER THE DIRECTION OF A LICENSED PROFESSIONAL ENGINEER, TO ALTER THIS DOCUMENT

EXCELSIOR 014
(ADJ. TO) 459 SOMERSET ST
SAN FRANCISCO, CA 94134

GENERAL NOTES


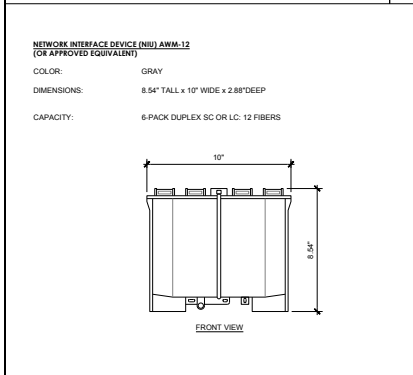


TYP CROSS ARM OBSTRUCTION

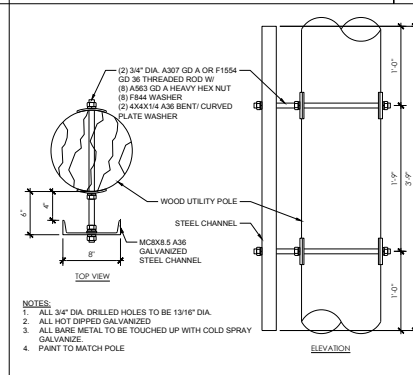
12 CONDUIT BRACKET

9 WEATHERHEAD

6 DISCONNECT



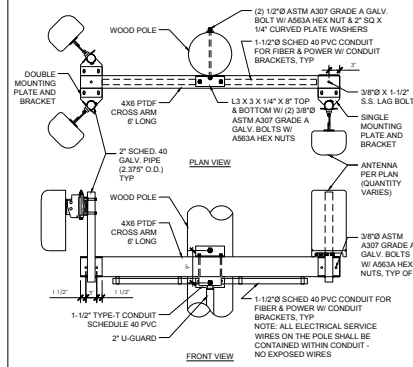

8 NOT USED



11 FIBER DEMARC BOX

8 FCC SIGNAGE

5 EQUIPMENT MOUNTING BRACKET



10 NOT USED

7 SHUTDOWN SIGNAGE

4 SIDE MOUNT ANTENNA BRACKET

1 ERICSSON 6701

VERIZON WIRELESS
2785 MITCHELL DRIVE, SUITE 9
WALNUT CREEK, CA
94598

MODUS, LLC
240 STOCKTON ST., 3RD FLOOR
SAN FRANCISCO, CA
94108

DRAWN BY: APE
CHECKED BY: BPM
APPROVED BY: LIB

REV	DATE	DESCRIPTION
A	10/20/21	90% CD
0	12/01/21	100% CD

IT IS A VIOLATION OF THE LAW FOR ANY PERSON, UNLESS THEY ARE ACTING UNDER THE DIRECTION OF A LICENSED PROFESSIONAL ENGINEER, TO ALTER THIS DOCUMENT

EXCELSIOR_014
(ADJ. TO) 459 SOMERSET ST
SAN FRANCISCO, CA 94134

DETAILS

D-1

Statement of Hammett & Edison, Inc., Consulting Engineers

The firm of Hammett & Edison, Inc., Consulting Engineers, has been retained on behalf of Verizon Wireless, a personal wireless telecommunications carrier, to evaluate its small cell (No. 454191 “EXCELSIOR_014”) proposed to be sited in San Francisco, California, for compliance with appropriate guidelines limiting human exposure to radio frequency (“RF”) electromagnetic fields.

Background

The San Francisco Department of Public Health has adopted an 11-point checklist for determining compliance of proposed WTS facilities or proposed modifications to such facilities with prevailing safety standards. The acceptable exposures limits set by the FCC are shown in Figure 1. The most restrictive limit for exposures of unlimited duration at several wireless service bands are as follows:

<u>Wireless Service Band</u>	<u>Transmit Frequency</u>	<u>“Uncontrolled” Public Limit</u>	<u>Occupational Limit (5 times Public)</u>
Microwave (point-to-point)	1–80 GHz	1.0 mW/cm ²	5.0 mW/cm ²
Millimeter-wave	24–47	1.0	5.0
Part 15 (WiFi & other unlicensed)	2–6	1.0	5.0
C-Band	3,700 MHz	1.0	5.0
CBRS (Citizens Broadband Radio)	3,550	1.0	5.0
BRS (Broadband Radio)	2,490	1.0	5.0
WCS (Wireless Communication)	2,305	1.0	5.0
AWS (Advanced Wireless)	2,110	1.0	5.0
PCS (Personal Communication)	1,930	1.0	5.0
Cellular	869	0.58	2.9
SMR (Specialized Mobile Radio)	854	0.57	2.85
700 MHz	716	0.48	2.4
600 MHz	617	0.41	2.05
[most restrictive frequency range]	30–300	0.20	1.0

Power line frequencies (60 Hz) are well below the applicable range of these standards, and there is considered to be no compounding effect from simultaneous exposure to power line and radio frequency fields.

Checklist

Reference has been made to information provided by Verizon, including drawings by Modus, LLC, dated December 1, 2021. It should be noted that the calculation results in this Statement include several “worst-case” assumptions and therefore are expected to overstate actual power density levels from the proposed operations. Figure 2 describes the calculation methodologies, reflecting the facts that a directional antenna’s radiation pattern is not fully formed at locations very close by (the “near-field” effect) and that at greater distances the power level from an energy source decreases with the



**Verizon Wireless • Proposed Small Cell (No. 454191 “EXCELSIOR_014”)
459 Somerset Street • San Francisco, California**

square of the distance from it (the “inverse square law”). This methodology is an industry standard for evaluating RF exposure conditions and has been demonstrated through numerous field tests to be a conservative prediction of exposure levels.

1. The location, identity, and total number of all operational radiating antennas installed at this site.

There are reported no wireless base stations installed at the site, a utility pole in the public right-of-way on the northeast corner of the intersection of Wayland and Somerset Streets, near the church at 459 Somerset Street.

2. List all radiating antennas located within 100 feet of the site that could contribute to the cumulative radio frequency energy at this location.

While there may be other WTS facilities near this site, the additive impact at this small cell location would be negligible in terms of compliance with the FCC public limit.

3. Provide a narrative description of the proposed work for this project.

Verizon proposes to install three antennas on the utility pole. This is consistent with the scope of work described in the drawings for transmitting elements.

4. Provide an inventory of the make and model of antennas or transmitting equipment being installed or removed.

Verizon proposes to install three Ericsson Model 6701, 2-foot tall, directional panel antennas on a crossarm to be added to the utility pole. The antennas would employ up to 15° downtilt, would be mounted at an effective height of about 22½ feet above ground, and would be oriented toward 85°T, 205°T, and 325°T.

5. Describe the existing radio frequency energy environment at the nearest walking/working surface to the antennas and at ground level. This description may be based on field measurements or calculations.

Because there are no antennas at the site presently, nor any direct access to the antenna location, existing RF levels for a person at the site are presumed to be well below the applicable public exposure limit.

6. Provide the maximum effective radiated power per sector for the proposed installation. The power should be reported in watts and reported both as a total and broken down by frequency band.

The maximum effective radiated power proposed in any direction is 343 watts* in the 28 GHz band.

* The manufacturer reports that the antenna transmits 72.1% of the time in this band; this factor is incorporated into the calculations.



**Verizon Wireless • Proposed Small Cell (No. 454191 “EXCELSIOR_014”)
459 Somerset Street • San Francisco, California**

7. Describe the maximum cumulative predicted radio frequency energy level for any nearby publicly accessible building or area.

The maximum calculated level at any nearby building is 14% of the public exposure limit; this occurs at the adjacent church, about 16 feet away.

8. Report the estimated cumulative radio frequency fields for the proposed site at ground level.

For a person anywhere at ground, the maximum RF exposure level due to the proposed operation is calculated to be 0.0046 mW/cm², which is 0.46% of the applicable public exposure limit. Cumulative RF levels at ground level near the site are therefore estimated to be well below the applicable public limit.

9. Provide the maximum distance (in feet) the three dimensional perimeter of the radio frequency energy level equal to the public and occupational exposure limit is calculated to extend from the face of the antennas.

The three-dimensional perimeters of RF levels equal to the public and occupational exposure limits are calculated to extend up to less than 5 feet and 1 foot out from the antennas, respectively, and to much lesser distances above, below, and to the sides; these do not reach any publicly accessible areas.

10. Provide a description of whether or not the public has access to the antennas. Describe any existing or proposed warning signs, barricades, barriers, rooftop striping or other safety precautions for people nearing the equipment as may be required by any applicable FCC-adopted standards.

Due to their mounting locations and height, the antennas would not be accessible to unauthorized persons, and so no measures are necessary to comply with the FCC public exposure guidelines. To prevent occupational exposures in excess of the FCC guidelines, it is recommended that appropriate RF safety training be provided to all workers who have access within 5 feet outward from the antennas. It is recommended that explanatory signs[†] be posted at the antennas and/or on the pole below the antennas, readily visible from any angle of approach. The proposed operation is intrinsically compliant with the FCC occupational limit.

[†] Signs should comply with OET-65 color, symbol, and content recommendations. Contact information should be provided (e.g., a telephone number) to arrange for access to restricted areas. The selection of language(s) is not an engineering matter; the San Francisco Department of Public Health recommends that all signs be written in English, Spanish, and Chinese. Signage may also need to comply with the requirements of California Public Utilities Commission General Order No. 95.

**Verizon Wireless • Proposed Small Cell (No. 454191 “EXCELSIOR_014”)
459 Somerset Street • San Francisco, California**

11. Statement of authorship and qualification.

The undersigned author of this statement is a qualified Professional Engineer, holding California Registration Nos. E-13026 and M-20676, which expire on June 30, 2023. This work has been carried out under his direction, and all statements are true and correct of his own knowledge except, where noted, when data has been supplied by others, which data he believes to be correct.

Conclusion

Based on the information and analysis above, it is the undersigned’s professional opinion that operation of the small cell proposed by Verizon Wireless near 459 Somerset Street in San Francisco, California, will comply with the prevailing standards for limiting public exposure to radio frequency energy and, therefore, will not for this reason cause a significant impact on the environment. The highest calculated level in publicly accessible areas is much less than the prevailing standards allow for exposures of unlimited duration. This finding is consistent with measurements of actual exposure conditions taken at other operating small cells. Training authorized personnel and posting explanatory signs are recommended to establish compliance with FCC guidelines.



A handwritten signature in blue ink that reads "William F. Hammett". The signature is written over a horizontal line.

William F. Hammett, P.E.
707/996-5200

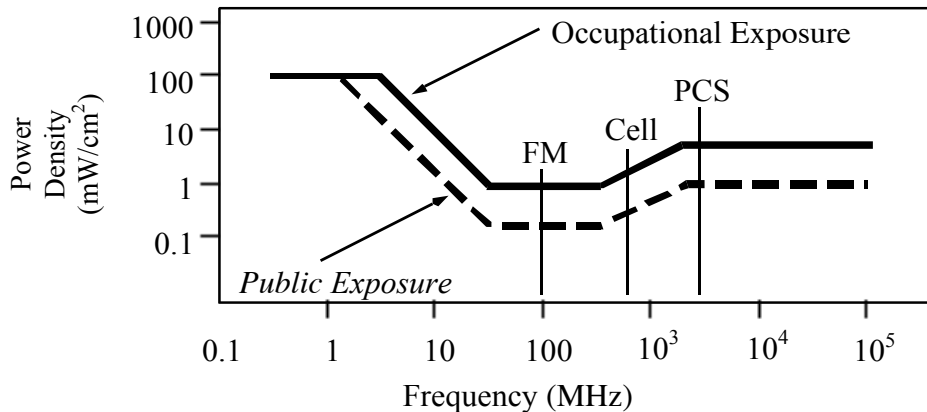
December 23, 2021

FCC Radio Frequency Protection Guide

The U.S. Congress required (1996 Telecom Act) the Federal Communications Commission (“FCC”) to adopt a nationwide human exposure standard to ensure that its licensees do not, cumulatively, have a significant impact on the environment. The FCC adopted the limits from Report No. 86, “Biological Effects and Exposure Criteria for Radiofrequency Electromagnetic Fields,” published in 1986 by the Congressionally chartered National Council on Radiation Protection and Measurements (“NCRP”). Separate limits apply for occupational and public exposure conditions, with the latter limits generally five times more restrictive. The more recent standard, developed by the Institute of Electrical and Electronics Engineers and approved as American National Standard ANSI/IEEE C95.1-2006, “Safety Levels with Respect to Human Exposure to Radio Frequency Electromagnetic Fields, 3 kHz to 300 GHz,” includes similar limits. These limits apply for continuous exposures from all sources and are intended to provide a prudent margin of safety for all persons, regardless of age, gender, size, or health.

As shown in the table and chart below, separate limits apply for occupational and public exposure conditions, with the latter limits (in *italics* and/or dashed) up to five times more restrictive:

Frequency Applicable Range (MHz)	Electromagnetic Fields (f is frequency of emission in MHz)					
	Electric Field Strength (V/m)		Magnetic Field Strength (A/m)		Equivalent Far-Field Power Density (mW/cm ²)	
0.3 – 1.34	614	<i>614</i>	1.63	<i>1.63</i>	100	<i>100</i>
1.34 – 3.0	614	<i>823.8/f</i>	1.63	<i>2.19/f</i>	100	<i>180/f²</i>
3.0 – 30	1842/f	<i>823.8/f</i>	4.89/f	<i>2.19/f</i>	900/f ²	<i>180/f²</i>
30 – 300	61.4	<i>27.5</i>	0.163	<i>0.0729</i>	1.0	<i>0.2</i>
300 – 1,500	3.54√f	<i>1.59√f</i>	√f/106	<i>√f/238</i>	f/300	<i>f/1500</i>
1,500 – 100,000	137	<i>61.4</i>	0.364	<i>0.163</i>	5.0	<i>1.0</i>



Higher levels are allowed for short periods of time, such that total exposure levels averaged over six or thirty minutes, for occupational or public settings, respectively, do not exceed the limits, and higher levels also are allowed for exposures to small areas, such that the spatially averaged levels do not exceed the limits. However, neither of these allowances is incorporated in the conservative calculation formulas in the FCC Office of Engineering and Technology Bulletin No. 65 (August 1997) for projecting field levels. Hammett & Edison has incorporated those formulas in a computer program capable of calculating, at thousands of locations on an arbitrary grid, the total expected power density from any number of individual radio frequency sources. The program allows for the inclusion of uneven terrain in the vicinity, as well as any number of nearby buildings of varying heights, to obtain more accurate projections.

RFE.CALC™ Calculation Methodology

Assessment by Calculation of Compliance with FCC Exposure Guidelines

Hammett & Edison has incorporated the FCC Office of Engineering and Technology Bulletin No. 65 (“OET-65”) formulas (see Figure 1) in a computer program that calculates, at millions of locations on a grid, the total expected power density from any number of individual radio frequency sources. The program uses the specific antenna patterns from the manufacturers and allows for the inclusion of uneven terrain in the vicinity, as well as any number of nearby buildings of varying heights, to obtain accurate projections of RF exposure levels. The program can account for spatial-averaging when antenna patterns are sufficiently narrow, and time-averaging is typically considered when operation is in single-frequency bands, which require time-sharing between the base station and the subscriber devices.

OET-65 provides this formula for calculating power density in the far-field from an individual RF source:

$$\text{power density} \quad S = \frac{2.56 \times 1.64 \times 100 \times \text{RFF}^2 \times \text{ERP}}{4 \times \pi \times D^2} \quad \text{in mW/cm}^2$$

where ERP = total Effective Radiated Power (all polarizations), in kilowatts,
RFF = three-dimensional relative field factor toward point of calculation, and
D = distance from antenna effective height to point of calculation, in meters.

The factor of 2.56 accounts for the increase in power density due to reflections, assuming a reflection coefficient of 1.6 ($1.6 \times 1.6 = 2.56$). This factor is typically used for all sources unless specific information from FCC filings by the manufacturer indicate that a different reflection coefficient would apply. The factor of 1.64 is the gain of a half-wave dipole relative to an isotropic radiator. The factor of 100 in the numerator converts to the desired units of power density.

Because antennas are not true “point sources,” their signal patterns may not be fully formed at close distances and so exposure levels may be lower than otherwise calculated by the formula above. OET-65 recommends the cylindrical model formula below to account for this “near-field effect”:

$$\text{power density} \quad S = \frac{180}{\theta_{\text{BW}}} \times \frac{0.1 \times P_{\text{net}}}{\pi \times D \times h} \quad \text{in mW/cm}^2$$

where P_{net} = net power input to antenna, in watts,
 θ_{BW} = half-power beamwidth of antenna, in degrees,
D = distance from antenna effective height to point of calculation, in meters, and
h = aperture height of antenna, in meters.

The factor of 0.1 in the numerator converts to the desired units of power density.

OET-65 confirms that the “crossover” point between the near- and far-field regions is best determined by finding where the calculations coincide from the two different formulas, and the program uses both formulas to calculate power density.



City and County of San Francisco
DEPARTMENT OF PUBLIC HEALTH
ENVIRONMENTAL HEALTH SECTION

London N. Breed, Mayor
Grant Colfax, MD, Director of Health
Patrick Fosdahl, REHS, MS, Director of
Environmental Health

Exhibit D

March 4, 2022

TO: Leo Palacios, Dept. of Public Works, Bureau of Street Use and Mapping
FROM: Arthur Duque, Dept. Of Public Health, Environmental Health Branch *AD*
RE: Pole Mounted Antennas, (3) Ericsson 6701 antennas

<u>Location:</u>	<u>DPW Application:</u>	<u>Node#</u>
459 Somerset St.	21WR-00109	454191 "EXCELSIOR_014"

As requested, I have reviewed the documentation that you and Verizon have provided to me regarding the proposed installation of (3) Ericsson 6701 antennas, on a utility pole or similar structures located at the above listed location in the City and County of San Francisco.

This review includes December 23, 2021 radio frequency energy report prepared by Hammett and Edison Inc. for this site. The report states that (3) Ericsson 6701 antennas will be mounted on a utility pole near the location listed above. The Ericsson antennas will be 22½ feet above ground level and points in the east, south, and northwest directions along Somerset St. Due to the mounting location, the antenna would not be accessible to the general public.

The maximum effective radiated power from this antenna is estimated to be 343 watts.

The maximum calculated exposure level at the ground level will not exceed 0.0046 mW/cm², which is 0.46% of the FCC public exposure standard. The three-dimensional perimeter of the radio frequency (RF) levels equal to the public exposure limit is 5 feet from the Ericsson antennas and does not reach any publicly accessible areas. The maximum calculated exposure level at the adjacent building is 14% of the FCC public limit, 16 feet away.

Based on the information provided in the Hammett and Edison report, I would agree that these Ericsson antennas, utility pole installation would be in compliance with the FCC standards and would not produce radio frequency energy exceeding the FCC public exposure limits.

In addition, a noise evaluation was done on the combination of equipment assumed to be installed at this location which was prepared by Hammett & Edison and was dated December 23, 2021. This evaluation found that the installation of the equipment would be in compliance with the noise standards as outlined in the DPW Code, Article 25.

Approval Conditions:

- Ensure that any equipment associated with the pole installation of this antenna does not produce a noise in excess of 45 dBA as measured at three (3) feet from the nearest residential building façade.
- Ensure that there are no publicly occupied areas within five (5) feet from the face of the Ericsson antennas.
- Once the antenna is installed, Verizon must take radio frequency (RF) power density measurements with the antenna operating at full power to verify the level reported in the Hammett and Edison report and to ensure that the FCC public exposure level is not exceeded in any publicly accessible area. This measurement must be taken again at the time of the permit renewal.
- Verizon should be aware that the general public may have concerns about the antenna and potential RF source near their dwellings. Verizon should have in place a procedure for taking RF power density levels in nearby dwellings when requested by the members of the general public.
- In accordance with the San Francisco Public Works Code, Art. 25, Sec. 1527 (a)(2)(C) Verizon is responsible for paying a fee of \$210.00 to the San Francisco Department of Public Health for this review.

Please note that this approval and any conditions apply only to the equipment and installation as described. If any changes in the equipment or any increase in the effective radiated power described above are made, a new review by the Department of Public Health must be conducted.



Exhibit E

Date: March 1, 2022
DPW Permit No.: 21WR-00109
Planning Case No.: **2022-000492MIS**
Project Address: **459 Somerset St - 21WR-00109**
Wood Pole owned by PG&E
Project Sponsor: Yadira Cerrato
Modus LLC
240 Stockton St, 3rd Fl
San Francisco, CA 94118

Staff Contact: Kalyani Agnihotri - 628-652-7454
Kalyani.Agnihotri@sfgov.org

Determination: Approval with Conditions

Department of Public Works Code Article 25 and Order No. 201,970 require review by the Planning Department to determine that the Application for a Tier A or Tier B Personal Wireless Service Facility Site Permit satisfies the applicable Tier A or Tier B Compatibility Standard. An Application for a Tier B Personal Wireless Service Facility Site Permit shall satisfy the Tier B Compatibility Standard for a Zoning and/or a Planning Protected Location. A proposed Personal Wireless Service Facility shall be consistent with the public health, safety, convenience, and general welfare and will not unreasonably affect, intrude upon or diminish any identified City resource.

Determination

The Planning Department determines that the proposed Personal Wireless Service Facility **WOULD NOT** significantly detract from the character of the adjacent residential/commercial/mixed-use Districts, Scenic Vistas; or potential and or known historic Buildings; Districts. The Planning Department recommends **APPROVAL WITH CONDITIONS** in conformance with architectural plans dated December 01, 2021 and photo simulations dated December 09, 2021 and associated with DPW Wireless Application No. 21WR-00109.

Findings

The proposed Tier B Personal Wireless Service Facility is to be located in the public right-of-way in a Zoning Protected Location, adjacent to 459 Somerset St, and on a street with **Average Street Views**.

The proposed Personal Wireless Service Facility is, on balance, consistent with Article 25 of the Public Works Code and the Objectives and Policies of the General Plan, as follows:

- I. The proposed Personal Wireless Service Facility would not significantly detract from any of the defining characteristics of the Residential or Neighborhood Commercial zoning district. This site is located within the RH-1 zoning district.

The proposed Verizon personal wireless service facility would be situated within the RH-1 (Residential-House, One Family) district. The RH-1 District is intended to recognize, protect, conserve and enhance areas characterized by dwellings in the form of houses, usually with one, two or three units with separate entrances, and limited scale in terms of building width and height. Such areas tend to have similarity of building styles and predominantly contain large units suitable for family occupancy, considerable open space, and limited nonresidential uses.

Planning has determined that the proposed Verizon personal wireless service facility is designed in a streamlined manner, as proposed it will be located on an existing light pole which would not significantly detract from any of the defining characteristics of the non-historic resource, average street view RH-1 (Residential-House, One Family) district.

General Plan Compliance:

I. URBAN DESIGN ELEMENT

The Urban Design Element concerns the physical character and order of the city, and the relationship between people and their environment. The Urban Design Element is concerned both with development and with preservation. It is a concerted effort to recognize the positive attributes of the city, to enhance and conserve those attributes and to improve the living environment where it is less than satisfactory. The Plan is a definition of quality, a definition based upon human needs.

OBJECTIVE 1

EMPHASIS OF THE CHARACTERISTIC PATTERN WHICH GIVES TO THE CITY AND ITS NEIGHBORHOODS AN IMAGE, A SENSE OF PURPOSE, AND A MEANS OF ORIENTATION.

Policy 1.1

Recognize and protect major views in the city, with particular attention to those of open space and water.

OBJECTIVE 2

CONSERVATION OF RESOURCES WHICH PROVIDE A SENSE OF NATURE, CONTINUITY WITH THE PAST, AND FREEDOM FROM OVERCROWDING.

Policy 2.9

Review proposals for the giving up of street areas in terms of all the public values that streets afford.

OBJECTIVE 4

IMPROVEMENT OF THE NEIGHBORHOOD ENVIRONMENT TO INCREASE PERSONAL SAFETY, COMFORT, PRIDE AND OPPORTUNITY.

Policy 4.14

Remove and obscure distracting and cluttering elements.

The project has been designed to reduce, to the best extent possible, the blocking or other impairment of pleasing street views, and preserves an important characteristic of the unique setting and quality of the city.

The project has been designed to maintain, to the best extent possible, views from streets which can provide a means for orientation and preserves the ability for an observer to perceive the City and its districts clearly.

II. TRANSPORTATION ELEMENT

The Transportation Element concerns pedestrian movement in the city as to ensure the city is safe, convenient, and pleasant as pedestrian travel is an important component of the transportation system. The close-knit fabric of San Francisco, in junction with the dramatic hills and sweeping vistas, makes walking an ideal mode for exploring and moving about the city. The sidewalk is a shared space and provides a strong sense of the overall image of the city.

OBJECTIVE 23

IMPROVE THE CITY'S PEDESTRIAN CIRCULATION SYSTEM TO PROVIDE FOR EFFICIENT, PLEASANT, AND SAFE MOVEMENT.

Policy 23.5

Establish and enforce a set of sidewalk zones that provides guidance for the location of all pedestrian and streetscape elements, maintains sufficient unobstructed width for passage of people, strollers and wheelchairs, consolidates raised elements in distinct areas to activate the pedestrian environment, and allows sufficient access to buildings, vehicles, and streetscape amenities.

The project has been designed to maintain at least four (4) feet unobstructed width for pedestrian passage as outlined in the Pedestrian Network Streets and Design Guidelines of the Transportation Element.

OBJECTIVE 24

IMPROVE THE AMBIENCE OF THE PEDESTRIAN ENVIRONMENT.

Policy 24.4

Preserve pedestrian-oriented building frontages.

The project has been designed as a minimally-visible facility to be attached to an existing light/utility pole extant in the public sidewalk. The facility components are designed as an extension to the pole and equipment boxes, with requirements to be painted or shrouded to match the pole further reducing their visibility and any conflicts with the building frontages within the RH-1 district.

Conditions:

1. Plant and maintain an appropriate street tree.
2. Antenna, and all equipment (external conduit, radio relay units, blinders used to shroud bracket bolts [if needed], and mounting mechanisms); except signage, if used for screening, shall all be painted to match the

pole and repainted as needed.

3. Remove raised equipment signage (including filling in manufacturer logo indentations on radio relay units/cabinets) and equipment decals that may be visible from sidewalk and dwellings, unless required by government regulation.
4. Utilize smallest RF warning signage allowed (4 x 6 inches); and place the warning sticker facing out toward street, at a location as close to antenna as is feasible. Sticker shall face away from street, when not facing a nearby window within 15 feet. Background color of sticker shall match the pole-mounting surface; and logo and text shall be white.
5. Stack equipment enclosures (not including antenna) as close as allowed by applicable regulation and manufacturer equipment standards.
6. Seams and bolts/screws at antenna and shroud assembly area shall be fabricated and installed in a manner so as to reduce their visibility (e.g. flush mounting screws) from sidewalk level.
7. Not utilize any visible flashing indicator lights or similar.
8. New below ground enclosure excavations (vault), if utilized, shall not damage or remove granite curbs. No significant gaps shall be created between vault enclosure lid and primary sidewalk material due to installation. Any other existing historic architectural elements within the public right-of-way shall be retained and protected during installation. No carrier logo or carrier name may be placed on the vault lid.
9. Non-essential radio relay unit elements (handle and legs) shall be removed.
10. The installer shall arrange to have Planning Department staff review the initial installation, in order to ensure compliance with the aforementioned conditions (notwithstanding inspections by pole owner and Department of Public Works).
11. Ensure Wi-Fi Access Points and associated wiring, utilized by the City's Department of Technology, are not damaged during installation (if present).
12. Should the installation vary from said conditions, the application shall be resubmitted to the Planning Department for further review and comment.

Sincerely,

Kalyani Agnihotri

Kalyani Agnihotri
Planner I



Exhibit F

Nicolas Huff, PE, Bureau Manager | Bureau of Street-Use & Mapping
nicolas.huff@sfdpw.org | T. 628.271.2000 | 49 South Van Ness Ave. 3rd Floor, San Francisco, CA 94103

NOTICE OF FINAL DETERMINATION TO APPROVE A PERSONAL WIRELESS SERVICE FACILITY SITE PERMIT

Date:

Application No.: 21WR-00109

Applicant Name: GTE Mobilnet of California, Limited Partnership (Verizon Wireless)

Location: 459 SOMERSET ST

San Francisco Public Works has finally approved the above-referenced Application for a Personal Wireless Service Facility Site Permit in the vicinity of 459 SOMERSET ST submitted by **GTE Mobilnet of California, Limited Partnership (Verizon Wireless)**.

The antenna and other equipments to be installed at this location include: Three (3) 5G antennas and equipment enclosures (meter and disconnect switch).. A photo-simulation of the approved Personal Wireless Service Facility is attached.

Public Works has made a determination that the Application satisfied the applicable requirements of the Public Works Code. Please see Attachment 1 to view the final approval's condition(s).

Within fifteen (15) calendar days of this notice, any person may appeal the issuance of this permit to the Board of Appeals. Appeals must be filed by either the appellant or the appellant's agent. For further information regarding the appeal process, please contact the Board of Appeals at 628-652-1150 or boardofappeals@sfgov.org. **You may also visit [sfgov.org/bdappeal](https://www.sfgov.org/bdappeal) for instructions concerning filing an appeal and for general information concerning the appeals process.**

An appeal must be based on one or more of the following grounds:

1. The Department of Public Health incorrectly determined that the Application complies with the Public Health Compliance Standard (Public Works Code § 1507(b)).

2. The Application does not meet the applicable Compatibility Standard for the following reason(s):
 - a. The Planning Department incorrectly determined that the Application meets the applicable Compatibility Standard (see Public Works Code § 1509(b)).
3. The Application does not comply with any other requirement for obtaining a Personal Wireless Service Facility Site Permit.

To obtain additional information concerning the Application and final approval you may contact Yadira Cerrato of Verizon Wireless at 415-989-1102 or ycerrato@modusllc.com. You may also contact San Francisco Public Works at 628-271-2000.

Public Works Wireless Program

Attachment 1

San Francisco Public Works Conditions:

1. This determination is based on the depicted drawings and/or photo simulation. Should the installation vary from said conditions, a new application should be resubmitted to Department(s) for further review and comment.
2. Down Guys: Follow all excavation codes to obtain the necessary permits for placement of down guys. Down guy shall avoid crossing conflicting areas but not limited to driveways, curb ramps.
3. Comply with ADA code requirements for Federal, State, local laws.
4. At the conclusion of the work, provide a set of as built photos of the installation to the Bureau Street-use & Mapping Permit Office.
5. Maintain a valid certification of insurance annually and forward a copy to the Bureau Street-use & Mapping Permit Office.

San Francisco Department of Public Health Conditions:

- Ensure that any equipment associated with the pole installation of this antenna does not produce a noise in excess of 45 dBA as measured at three (3) feet from the nearest residential building façade.
- Ensure that there are no publicly occupied areas within five (5) feet from the face of the Ericsson antennas.
- Once the antenna is installed, Verizon must take radio frequency (RF) power density measurements with the antenna operating at full power to verify the level reported in the Hammett and Edison report and to ensure that the FCC public exposure level is not exceeded in any publicly accessible area. This measurement must be taken again at the time of the permit renewal.
- Verizon should be aware that the general public may have concerns about the antenna and potential RF source near their dwellings. Verizon should have in place a procedure for taking RF power density levels in nearby dwellings when requested by the members of the general public.
- In accordance with the San Francisco Public Works Code, Art. 25, Sec. 1527 (a)(2)(C) Verizon is responsible for paying a fee of \$210.00 to the San Francisco Department of Public Health for this review.

Please note that this approval and any conditions apply only to the equipment and installation as described. If any changes in the equipment or any increase in the effective radiated power described above are made, a new review by the Department of Public Health must be conducted.

San Francisco Planning Department Conditions:

1. Plant and maintain an appropriate street tree.

2. Antenna, and all equipment (external conduit, radio relay units, blinders used to shroud bracket bolts [if needed], and mounting mechanisms); except signage, if used for screening, shall all be painted to match the pole and repainted as needed.
3. Remove raised equipment signage (including filling in manufacturer logo indentations on radio relay units/cabinets) and equipment decals that may be visible from sidewalk and dwellings, unless required by government regulation.
4. Utilize smallest RF warning signage allowed (4 x 6 inches); and place the warning sticker facing out toward street, at a location as close to antenna as is feasible. Sticker shall face away from street, when not facing a nearby window within 15 feet. Background color of sticker shall match the pole-mounting surface; and logo and text shall be white.
5. Stack equipment enclosures (not including antenna) as close as allowed by applicable regulation and manufacturer equipment standards.
6. Seams and bolts/screws at antenna and shroud assembly area shall be fabricated and installed in a manner so as to reduce their visibility (e.g. flush mounting screws) from sidewalk level.
7. Not utilize any visible flashing indicator lights or similar.
8. New below ground enclosure excavations (vault), if utilized, shall not damage or remove granite curbs. No significant gaps shall be created between vault enclosure lid and primary sidewalk material due to installation. Any other existing historic architectural elements within the public right-of-way shall be retained and protected during installation. No carrier logo or carrier name may be placed on the vault lid.
9. Non-essential radio relay unit elements (handle and legs) shall be removed.
10. The installer shall arrange to have Planning Department staff review the initial installation, in order to ensure compliance with the aforementioned conditions (notwithstanding inspections by pole owner and Department of Public Works).
11. Ensure Wi-Fi Access Points and associated wiring, utilized by the City's Department of Technology, are not damaged during installation (if present).
12. Should the installation vary from said conditions, the application shall be resubmitted to the Planning Department for further review and comment.

STATE OF CALIFORNIA)
)
COUNTY OF ORANGE)

DECLARATION OF MAILING

RE:

NOTICE OF FINAL DETERMINATION TO APPROVE A
PERSONAL WIRELESS SERVICE FACILITY SITE
PERMIT

I, Celeste Marshall, do hereby declare as follows:

1. I am a Project Manager of Express Notice and Mail LLC. I am over 18 years of age and I am a resident of the County of Orange, State of California.

2. On March 9, 2022 I caused to be mailed and/or distributed a copy of “ Notice of Final Determination to Approve a Personal Wireless Service Facility Site Permit ” to the following location(s) within the 300 foot boundaries of the proposed site and also including neighborhood association within 600 foot boundaries of site and the list is compliant with Public Works Code 1512 (b)(1):

a. See Attached Map
See Attached Mailing List
See Attached Notice

b. EXCELSIOR 014

c. See Attached Envelope

d. _____

3. The attached list was prepared using the latest available data per the County Assesor’s Office.

I declare under penalty of perjury under the laws of the State of California that the foregoing is true and correct.

Executed March 9, 2022 at County of Orange, California.

By:

Celeste Marshall

Celeste Marshall
[Please Print Name]

300' AND 600' RADIUS
EXCELSIOR 014



APN	NAME	ADDRESS	CITY	STATE	ZIP
6045 -002	CHAU PETER	1051 FELTON ST	SAN FRANCISCO	CA	94134-1355
6052 -020	VILLEGAS ARTHUR L	11 DUNSMUIR ST	SAN FRANCISCO	CA	94134-1111
6052 -024	ROVETTI RICHARD A	116 MADRONE AVE	SAN FRANCISCO	CA	94127-1318
6053 -006	HIERRO JUDITH E	130 YALE ST	SAN FRANCISCO	CA	94134-1316
6044 -007, 007A, 008A, 6045-002G, 019	ARCHDIOCESE OF S	1301 POST ST STE 102	SAN FRANCISCO	CA	94109-6667
6053 -027	CHEUNG HAYWOOD H L	170 VENUS ST	SAN FRANCISCO	CA	94124-2543
6052 -002	LI JIM J L	33 EL BONITO WAY	MILLBRAE	CA	94030-2224
6052 -022	ASSERETO JOAN D	337 PRINCETON ST	SAN FRANCISCO	CA	94134-1613
6046 -018	LIU LI XING	350 WAYLAND ST	SAN FRANCISCO	CA	94134-1730
6044 -003	RESIDENT	414 SOMERSET ST	SAN FRANCISCO	CA	94134
6045 -002	RESIDENT	418 GOETTINGEN ST	SAN FRANCISCO	CA	94134
6045 -011	OROPEZA MOISES	419 SOMERSET ST	SAN FRANCISCO	CA	94134-1723
6044 -004	TRAM TERESA TOY	420 SOMERSET ST	SAN FRANCISCO	CA	94134-1724
6045 -002B	SPITERI PATRICIA L	424 GOETTINGEN ST	SAN FRANCISCO	CA	94134-1720
6044 -005	CHEN WELLINGTON Y	424 SOMERSET ST	SAN FRANCISCO	CA	94134-1724
6045 -010	WONG ON	425 SOMERSET ST	SAN FRANCISCO	CA	94134-1723
6052 -025	RESIDENT	425 WAYLAND ST	SAN FRANCISCO	CA	94134
6045 -002C	LI CHEZ KAY	430 GOETTINGEN ST	SAN FRANCISCO	CA	94134-1720
6044 -006	CLEVENGER CHRISTOPHER P	430 SOMERSET ST	SAN FRANCISCO	CA	94134-1724
6045 -009	PHAN PETER	431 SOMERSET ST	SAN FRANCISCO	CA	94134-1723
6052 -024	RESIDENT	433 WAYLAND ST	SAN FRANCISCO	CA	94134
6045 -002D	RESIDENT	436 GOETTINGEN ST	SAN FRANCISCO	CA	94134
6045 -008	WEI LING	437 SOMERSET ST	SAN FRANCISCO	CA	94134-1723
6045 -002E	FANG GUO CHI	442 GOETTINGEN ST	SAN FRANCISCO	CA	94134-1720
6045 -007	HAN JOHNSON YUAN SHENG	445 SOMERSET ST	SAN FRANCISCO	CA	94134-1723
6052 -023	ZARICH ENNIO JOSEPH	445 WAYLAND ST	SAN FRANCISCO	CA	94134-1752
6045 -002F	NGAI LU FAMILY REVOCABLE TRUST	448 GOETTINGEN ST	SAN FRANCISCO	CA	94134-1720
6044 -008A	BUSINESS OWNER	449 HOLYOKE ST	SAN FRANCISCO	CA	94134
6044 -007	BUSINESS OWNER	450 SOMERSET ST	SAN FRANCISCO	CA	94134
6045 -006	MUNSON NICHOLAS	451 SOMERSET ST	SAN FRANCISCO	CA	94134-1723
6045 -002G	RESIDENT	454 GOETTINGEN ST	SAN FRANCISCO	CA	94134
6045 -018	ZHANG ZEN ZHEN	457 SOMERSET ST	SAN FRANCISCO	CA	94134-1723
6046 -018A	CRUZ DINORA	477 GOETTINGEN ST	SAN FRANCISCO	CA	94134-1719
6052 -001	GUO WEICHAO	500 GOETTINGEN ST	SAN FRANCISCO	CA	94134-1722
6051 -010A	LEE RONALD M	501 GOETTINGEN ST	SAN FRANCISCO	CA	94134-1721
6053 -001	BUDESA KRISTA M	501 WAYLAND ST	SAN FRANCISCO	CA	94134-1740
6052 -001A	CHEN JIAN HE	508 GOETTINGEN ST	SAN FRANCISCO	CA	94134-1722
6053 -002	HUANG ALVIN QI XUAN	508 SOMERSET ST	SAN FRANCISCO	CA	94134-1739
6053 -034	ZHEN QIAN RUI	509 HOLYOKE ST	SAN FRANCISCO	CA	94134-1736
6052 -022	RESIDENT	509 SOMERSET ST	SAN FRANCISCO	CA	94134
6052 -001B	HU QIA RENG	514 GOETTINGEN ST	SAN FRANCISCO	CA	94134-1722
6053 -003	JORDAN II GD TRUST	514 SOMERSET ST	SAN FRANCISCO	CA	94134-1739
6053 -033	RESIDENT	515 HOLYOKE ST	SAN FRANCISCO	CA	94134
6052 -021	OROZCO GILBERTO ANTONIO	515 SOMERSET ST	SAN FRANCISCO	CA	94134-1738
6053 -033	HERRERA ALICIA	515 WOOLSEY ST	SAN FRANCISCO	CA	94134-1954
6052 -001C	RESIDENT	520 GOETTINGEN ST	SAN FRANCISCO	CA	94134

6053 -004	RESIDENT	520 SOMERSET ST	SAN FRANCISCO CA	94134
6053 -032	LAM JAY YUAN	521 HOLYOKE ST	SAN FRANCISCO CA	94134-1736
6052 -020	RESIDENT	521 SOMERSET ST	SAN FRANCISCO CA	94134
6053 -038	WONG HELEN K	521 WAYLAND ST	SAN FRANCISCO CA	94134-1740
6052 -002	RESIDENT	526 GOETTINGEN ST	SAN FRANCISCO CA	94134
6053 -005	WU MIN JIN	526 SOMERSET ST	SAN FRANCISCO CA	94134-1739
6053 -031	KONG KENNETH W	527 HOLYOKE ST	SAN FRANCISCO CA	94134-1736
6052 -019	NGUYEN ROBERT	527 SOMERSET ST	SAN FRANCISCO CA	94134-1738
6053 -037	HAYDEN ERIKA CHECK	527 WAYLAND ST	SAN FRANCISCO CA	94134-1740
6052 -002A	LEE RICHARD Y	532 GOETTINGEN ST	SAN FRANCISCO CA	94134-1722
6053 -006	RESIDENT	532 SOMERSET ST	SAN FRANCISCO CA	94134
6053 -030	HU JENNY Z	533 HOLYOKE ST	SAN FRANCISCO CA	94134-1736
6052 -018	RESIDENT	533 SOMERSET ST	SAN FRANCISCO CA	94134
6053 -036	YEUNG WAI KWAN	533 WAYLAND ST	SAN FRANCISCO CA	94134-1740
6052 -002B	ZHANG WEI QIANG	538 GOETTINGEN ST	SAN FRANCISCO CA	94134-1722
6053 -007	FORTUNATO & BEATRIZ ALVAREZ FM	538 SOMERSET ST	SAN FRANCISCO CA	94134-1739
6053 -029	CHEN DAXI	539 HOLYOKE ST	SAN FRANCISCO CA	94134-1736
6052 -017	TSUI HANK	539 SOMERSET ST	SAN FRANCISCO CA	94134-1738
6045 -002D	DE LA TORRE ANA MARIA	54 HALE ST	SAN FRANCISCO CA	94134-1212
6052 -016, 018	HU PAUL X	543 SOMERSET ST	SAN FRANCISCO CA	94134-1738
6052 -002C	TAT CAM	544 GOETTINGEN ST	SAN FRANCISCO CA	94134-1722
6053 -008	RESIDENT	544 SOMERSET ST	SAN FRANCISCO CA	94134
6053 -028	WONG DAVID	545 HOLYOKE ST	SAN FRANCISCO CA	94134-1736
6053 -035	KIELIAN GREGORY S	545 WAYLAND ST	SAN FRANCISCO CA	94134-1740
6052 -015	PAYNE FONG TRUST	549 SOMERSET ST	SAN FRANCISCO CA	94134-1738
6053 -009	YEE DARRYL	550 SOMERSET ST	SAN FRANCISCO CA	94134-1739
6053 -027	RESIDENT	551 HOLYOKE ST	SAN FRANCISCO CA	94134
6052 -003	MORA CONSUELO LOPEZ	552 GOETTINGEN ST	SAN FRANCISCO CA	94134-1722
6052 -004	FONTANILLA ARTURO B	554 GOETTINGEN ST	SAN FRANCISCO CA	94134-1722
6052 -014A	LEE SIMON	555 SOMERSET ST	SAN FRANCISCO CA	94134-1738
6053 -010	RESIDENT	556 SOMERSET ST	SAN FRANCISCO CA	94134
6052 -014	LEUNG TAKPING	561 SOMERSET ST	SAN FRANCISCO CA	94134-1738
6052 -025	SWINKELS ALAN HARRY	5620 SPURFLOWER DR	AUSTIN TX	78759-7160
6053 -004	LONDERO GEORGE	7648 MILLPORT DR	ROSEVILLE CA	95678-2913
6052 -001C	XIE XUAN DI	819 JUDAH ST	SAN FRANCISCO CA	94122-2115
6053 -010	TAN SAMUEL JUNJIE	892 PERALTA AVE	SAN FRANCISCO CA	94110-6230
6044 -003	YU JUN MING	901 HURON AVE	SAN FRANCISCO CA	94112-4025
6053 -008	FRANCO JOHN C	977 ALISON CIR	LIVERMORE CA	94550-8110
Excelsior District Improvement Association	Mel Flores	P.O. Box 12005	San Francisco CA	94112
OneBayview	Anietie Ekanem	5800 3rd Street #1320	San Francisco CA	94124
People Organizing to Demand Environmental and Economic Rights (PODER)	Antonio Diaz	474 Valencia Street #125	San Francisco CA	94103
Sherwin Williams	Francesca Panullo	1415 Ocean Ave	San Francisco CA	94112
New Mission Terrace Improvement Association (NMTIA)	David Hooper	P.O. Box 12111	San Francisco CA	94112
Outer Mission Residents Association	Joelle Kenealey	P. O. Box 34426	San Francisco CA	94134
Board of Supervisors	Hilary Ronan	1 Dr. Carlton B Goodlett Place, Room #244	San Francisco CA	94102-4689
Board of Supervisors	Shaman Waltom	1 Dr. Carlton B Goodlett Place, Room #282	San Francisco CA	94102-4689
Board of Supervisors	Ahsha Safai	1 Dr. Carlton B Goodlett Place, Room #256	San Francisco CA	94102-4689


Modus LLC c/o Verizon Wireless
240 Stockton St, 3rd Floor
San Francisco, CA 94108



\$0.730
US POSTAGE
FIRST-CLASS
FROM 92614
MAR 09 2022
stamps
endicia



062S0010639684



Excelsior 014

BOARD OF SUPERVISORS
Shaman Waitom
1 DR CARLTON B GOODLETT PL STE 282
SAN FRANCISCO CA 94102-4689

Verizon Wireless – Notice of Final Determination of Personal Wireless Services Facility Site Permit
Dated Material – Please Open Immediately

Modus LLC c/o Verizon Wireless
240 Stockton St, 3rd Floor
San Francisco, CA 94108



\$0.730
US POSTAGE
FIRST-CLASS
FROM 92614
MAR 09 2022
stamps
endicia



062S0010639684



Excelsior 014

BOARD OF SUPERVISORS
Ahsha Safai
1 DR CARLTON B GOODLETT PL STE 256
SAN FRANCISCO CA 94102-4689

Verizon Wireless – Notice of Final Determination of Personal Wireless Services Facility Site Permit
Dated Material – Please Open Immediately

Modus LLC c/o Verizon Wireless
240 Stockton St, 3rd Floor
San Francisco, CA 94108



\$0.730
US POSTAGE
FIRST-CLASS
FROM 92614
MAR 09 2022
stamps
endicia




062S0010639684



BOARD OF SUPERVISORS
Hilary Ronan
1 DR CARLTON B GOODLETT PL STE 244
SAN FRANCISCO CA 94102-4689

Excelsior 014

Verizon Wireless – Notice of Final Determination of Personal Wireless Services Facility Site Permit
Dated Material – Please Open Immediately





Nicolas Huff, PE, Bureau Manager | Bureau of Street-Use & Mapping
nicolas.huff@sfdpw.org | T. 628.271.2000 | 49 South Van Ness Ave. 3rd Floor, San Francisco, CA 94103

NOTICE OF FINAL DETERMINATION TO APPROVE A PERSONAL WIRELESS SERVICE FACILITY SITE PERMIT

Date:

Application No.: 21WR-00109

Applicant Name: GTE Mobilnet of California, Limited Partnership (Verizon Wireless)

Location: 459 SOMERSET ST

San Francisco Public Works has finally approved the above-referenced Application for a Personal Wireless Service Facility Site Permit in the vicinity of 459 SOMERSET ST submitted by **GTE Mobilnet of California, Limited Partnership (Verizon Wireless)**.

The antenna and other equipments to be installed at this location include: Three (3) 5G antennas and equipment enclosures (meter and disconnect switch).. A photo-simulation of the approved Personal Wireless Service Facility is attached.

Public Works has made a determination that the Application satisfied the applicable requirements of the Public Works Code. Please see Attachment 1 to view the final approval's condition(s).

Within fifteen (15) calendar days of this notice, any person may appeal the issuance of this permit to the Board of Appeals. Appeals must be filed by either the appellant or the appellant's agent. For further information regarding the appeal process, please contact the Board of Appeals at 628-652-1150 or boardofappeals@sfgov.org. **You may also visit [sfgov.org/bdappeal](https://www.sfgov.org/bdappeal) for instructions concerning filing an appeal and for general information concerning the appeals process.**

An appeal must be based on one or more of the following grounds:

1. The Department of Public Health incorrectly determined that the Application complies with the Public Health Compliance Standard (Public Works Code § 1507(b)).

2. The Application does not meet the applicable Compatibility Standard for the following reason(s):
 - a. The Planning Department incorrectly determined that the Application meets the applicable Compatibility Standard (see Public Works Code § 1509(b)).
3. The Application does not comply with any other requirement for obtaining a Personal Wireless Service Facility Site Permit.

To obtain additional information concerning the Application and final approval you may contact Yadira Cerrato of Verizon Wireless at 415-989-1102 or ycerrato@modusllc.com. You may also contact San Francisco Public Works at 628-271-2000.

Public Works Wireless Program

Attachment 1

San Francisco Public Works Conditions:

1. This determination is based on the depicted drawings and/or photo simulation. Should the installation vary from said conditions, a new application should be resubmitted to Department(s) for further review and comment.
2. Down Guys: Follow all excavation codes to obtain the necessary permits for placement of down guys. Down guy shall avoid crossing conflicting areas but not limited to driveways, curb ramps.
3. Comply with ADA code requirements for Federal, State, local laws.
4. At the conclusion of the work, provide a set of as built photos of the installation to the Bureau Street-use & Mapping Permit Office.
5. Maintain a valid certification of insurance annually and forward a copy to the Bureau Street-use & Mapping Permit Office.

San Francisco Department of Public Health Conditions:

- Ensure that any equipment associated with the pole installation of this antenna does not produce a noise in excess of 45 dBA as measured at three (3) feet from the nearest residential building façade.
- Ensure that there are no publicly occupied areas within five (5) feet from the face of the Ericsson antennas.
- Once the antenna is installed, Verizon must take radio frequency (RF) power density measurements with the antenna operating at full power to verify the level reported in the Hammett and Edison report and to ensure that the FCC public exposure level is not exceeded in any publicly accessible area. This measurement must be taken again at the time of the permit renewal.
- Verizon should be aware that the general public may have concerns about the antenna and potential RF source near their dwellings. Verizon should have in place a procedure for taking RF power density levels in nearby dwellings when requested by the members of the general public.
- In accordance with the San Francisco Public Works Code, Art. 25, Sec. 1527 (a)(2)(C) Verizon is responsible for paying a fee of \$210.00 to the San Francisco Department of Public Health for this review.

Please note that this approval and any conditions apply only to the equipment and installation as described. If any changes in the equipment or any increase in the effective radiated power described above are made, a new review by the Department of Public Health must be conducted.

San Francisco Planning Department Conditions:

1. Plant and maintain an appropriate street tree.

2. Antenna, and all equipment (external conduit, radio relay units, blinders used to shroud bracket bolts [if needed], and mounting mechanisms); except signage, if used for screening, shall all be painted to match the pole and repainted as needed.
3. Remove raised equipment signage (including filling in manufacturer logo indentations on radio relay units/cabinets) and equipment decals that may be visible from sidewalk and dwellings, unless required by government regulation.
4. Utilize smallest RF warning signage allowed (4 x 6 inches); and place the warning sticker facing out toward street, at a location as close to antenna as is feasible. Sticker shall face away from street, when not facing a nearby window within 15 feet. Background color of sticker shall match the pole-mounting surface; and logo and text shall be white.
5. Stack equipment enclosures (not including antenna) as close as allowed by applicable regulation and manufacturer equipment standards.
6. Seams and bolts/screws at antenna and shroud assembly area shall be fabricated and installed in a manner so as to reduce their visibility (e.g. flush mounting screws) from sidewalk level.
7. Not utilize any visible flashing indicator lights or similar.
8. New below ground enclosure excavations (vault), if utilized, shall not damage or remove granite curbs. No significant gaps shall be created between vault enclosure lid and primary sidewalk material due to installation. Any other existing historic architectural elements within the public right-of-way shall be retained and protected during installation. No carrier logo or carrier name may be placed on the vault lid.
9. Non-essential radio relay unit elements (handle and legs) shall be removed.
10. The installer shall arrange to have Planning Department staff review the initial installation, in order to ensure compliance with the aforementioned conditions (notwithstanding inspections by pole owner and Department of Public Works).
11. Ensure Wi-Fi Access Points and associated wiring, utilized by the City's Department of Technology, are not damaged during installation (if present).
12. Should the installation vary from said conditions, the application shall be resubmitted to the Planning Department for further review and comment.



view from Wayland Street looking northeast at site

verizon✓

SF Excelsior 014
Adjacent to 459 Somerset Street, San Francisco, CA
Photosims Produced on 12-9-2021

Existing

Proposed



Proposed Verizon
Antennas & Equipment

view from Wayland Street looking northwest at site



SF Excelsior 014
Adjacent to 459 Somerset Street, San Francisco, CA
Photosims Produced on 12-9-2021

Existing



Proposed



Proposed Verizon
Antennas & Equipment





Nicolas Huff, PE, Bureau Manager | Bureau of Street-Use & Mapping
nicolas.huff@sfdpw.org | T. 628.271.2000 | 49 South Van Ness Ave. 3rd Floor, San Francisco, CA 94103

最後裁定興建個人無線服務設施據點許可 之申請案的公告通知

日期:

申請案編號：**21WR-00109**

申請人姓名：**GTE Mobilnet of California, Limited Partnership (Verizon Wireless)**位置：
Somerset 街 459 號

公共工程署最終核准有關於在 Somerset 街 459 號由 **GTE Mobilnet of California, Limited Partnership (Verizon Wireless)** 所提交的鄰近區域，興建個人無線服務設施據點的上述申請案。

天線等設備將安裝之設備包括: 三 (3) 台 5G 天線和兩個設備外殼 (收音機、儀錶、斷開開關)。在此附上經核准的個人無線服務設施照片模擬資料圖。

公共工程已確定該申請滿足公共工程法規的適用要求。請參閱附件1以查看最終批准條件。

自本通知核發的十五 (15) 個曆日內，任何人都能向上訴委員會就本許可的核發提出上訴。上訴人或其代理人必須親自提起上訴。有關上訴程序的更多信息，請致電628-652-1150與上訴委員會聯繫，或 boardofappeals@sfgov.org。您也可以訪問 sfgov.org/bdappeal，以獲取有關提出申訴的說明以及有關申訴程序的一般信息。

上訴必須以下列一或多項觀點為立論基礎：

1. 公共衛生署錯誤判定申請案符合公共衛生法規遵循標準（參見公共工程署規章 § 1507(b)）。
2. 該應用程序不符合適用的兼容性標準，原因如下：
 - a. 規劃署錯誤判定申請案符合適用之相容性標準（參見公共工程署規章 § 1509(b)）。
3. 申請案不符合任何其他取得個人無線服務設施據點許可的要求。

如欲取得更多關於申請案與最終核准之資訊，您可透過 415-989-1102及 ycerrato@modusllc.com 與 Verizon Wireless 之 Yadira Cerrato 聯絡。詳情請洽詢舊金山公共工程署的電話：628-271-2000。

公共工程署無線計畫

附件1

舊金山公共工程署條件：

1. 本建議是以與描繪之圖例和／或照片模擬之精準情況為基礎。若安裝與所述情況有任何差異，一個新的應用應重新提交至相關各署，進一步進行審核和評估
2. 地錨拉線：請遵守所有開挖規章，以取得放置地錨拉線的必要許可。地錨拉線應避開十字路口交會區，但不限定於車道、路緣坡道。
3. 遵循聯邦、各州、地方法律之 ADA 規章規定。
4. 在完工時，應對街道使用和勘測製圖許可局提供一組安裝的建構照片。
5. 每年皆應維持一份有效的保險憑證，並將一份複本轉送給街道使用和勘測製圖許可局。

舊金山公共衛生署條件：

- 確保本天線之電線桿安裝相關之任何設備，在從最近居住建築物牆面至少三 (3) 英尺測量時，皆不得發出超過 45 dBA 之噪音。
- 確保距離 Ericsson 天線五 (5) 英尺範圍內，無任何公有用地。
- 一旦安裝天線之後，Verizon 就必須在天線以全功率運作的情況下執行射頻 (RF) 密度測量，確認在 Hammett 和 Edison 報告中的等級，並確保在任何公共空間中皆不得超過 FCC 公共空間曝露值。應在更新許可時重新進行本測量。
- Verizon 應知悉一般民眾可能會對其住所附近的任何天線和潛在射頻 (RF) 來源感到疑慮。Verizon 應在一般民眾要求時，在附近建築物放置檢測射頻 (RF) 密度等級之設施。
- 根據舊金山公共衛生署規章第 25 條第 1527 (a)(2)(C) 小節，Verizon 需負責對舊金山公共衛生署支付 \$210.00 美元之審核費用。

請注意，本核准和任何條件僅適用於本文所指涉之設備和安裝設施。若設備有任何變更或增加前述之有效輻射功率，就必須由公共衛生署實施新審核。

舊金山規劃署條件：

1. 種植和維護適當之街道樹木。
2. 天線，以及除看板之外之任何用來遮蔽的所有設備（外部導線、無線電中繼系統、用來遮蔽托架螺栓之遮罩 [如果需要的话] 和安裝設施），皆應漆上與電線桿同色之油漆，或視需要重新油漆。
3. 拆除任何可從人行道和住所看到之非政府法規規定以外的凸出設備看板和設備貼紙（包括無線電中繼系統／機櫃中的製造商標誌凹口內的填充物）。
4. 可使用最小型的射頻警告看板（4 x 6 吋），並儘可能在靠近天線的位置放置面朝向外面街道的警告貼紙。貼紙應面朝街道，但不面朝 15 英尺範圍內之附近窗戶。貼紙之背景色應與柱式安裝表面相符，而標誌及文字應為白色。
5. 應在適用法規和製造商設備標準之許可範圍內，儘可能緊密圍住疊架設備（不包括天線）。
6. 天線處之接合口和網罩組件區域之螺栓／螺絲，應以儘可能降低其從人行道上目測可見程度之方式製造及安裝（例如齊平式安裝螺絲）；
7. 不得使用任何明顯之閃光指示燈或類似設備。
8. 若使用新的地下機箱開鑿（圓拱），則不得損壞或去除花崗岩緣石。不得因為安裝設備，而在圓拱機箱蓋和主要人行道材質之間造成重大間隙。公共道路用地內的任何其他現有歷史建築體，皆應在安裝設備時予以維持和保護。在圓拱蓋上不得標示任何電信商標誌或電信商名稱。
9. 應拆除非必要的無線電中繼系統元件（把手和腳架）。
10. 安裝人員應安排規劃署人員審查初步安裝作業，藉以確保遵守上述所有條件（不論是由電線桿所有人或公共衛生署檢驗）。
11. 確保城市技術部門使用的Wi-Fi接入點和相關線路在安裝過程中不會受損（如果有）。
12. 若安裝與所述情況有任何差異，應重新提交至規劃署，進一步審核和評估。



Nicolas Huff, PE, Bureau Manager | Bureau of Street-Use & Mapping
nicolas.huff@sfdpw.org | T. 628.271.2000 | 49 South Van Ness Ave. 3rd Floor, San Francisco, CA 94103

AVISO DE DETERMINACIÓN FINAL PARA APROBAR LA INSTALACIÓN DE UN EMPLAZAMIENTO DE SERVICIO MÓVIL PERSONAL

Fecha:

No. de solicitud: 21WR-00109

Nombre del solicitante: GTE Mobilnet of California, Limited Partnership (Verizon Wireless)

Ubicación: 459 Somerset Street

Obras Públicas de San Francisco ha finalmente aprobado la solicitud de permiso para la instalación de un emplazamiento de servicio móvil personal antes mencionada en las proximidades de 459 Somerset Street presentada por **GTE Mobilnet de California, Limited Partnership (Verizon Wireless)**.

La antena y otros equipos que se instalará en esta ubicación incluye: 3 antenas 5G y cajas de equipamiento (radios, medidor y interruptor de desconexión). Se adjunta una simulación de la foto del emplazamiento de servicio móvil personal aprobado al presente documento.

Obras Públicas determinó que la solicitud cumplía con los requisitos correspondientes de la norma de Obras Públicas: Consulte el Anexo 1 para ver las condiciones de la aprobación final.

Dentro de los quince (15) días calendario de esta notificación, cualquier persona puede apelar la emisión de este permiso ante la Junta de Apelaciones. Las apelaciones deben realizarse por el apelante o por su agente. Por mayor información acerca del proceso de apelación, póngase en contacto con la Junta de Apelaciones al 628-652-1150 o boardofappeals@sfgov.org. **También puede visitar sfgov.org/bdappeal para obtener instrucciones sobre cómo presentar una apelación y para obtener información general sobre el proceso de apelación.**

La apelación debe basarse en uno o más de los siguientes motivos:

1. El Departamento de Salud Pública determinó incorrectamente que la solicitud cumple con la Norma de Cumplimiento de Salud Pública (consulte la Norma de Obras Públicas No. 1507(b)).
2. La solicitud no cumple con la Norma de Compatibilidad aplicable por la siguiente razón:
 - a. El Departamento de Planificación determinó incorrectamente que la solicitud cumple con la Norma de Compatibilidad aplicable (consulte la Norma de Obras Públicas No.1509(b)).
3. La solicitud no cumple con cualquier otro requisito para la obtención de un permiso de un emplazamiento de servicio móvil personal.

Para obtener información adicional sobre la apelación y la aprobación final, puede comunicarse con Yadira Cerrato de Verizon Wireless al 415-989-1102 o escribirle a ycerrato@modusllc.com. También puede comunicarse con Obras Públicas de San Francisco al 628-271-2000.

Programa inalámbrico de Servicios Públicos

Anexo 1

Condiciones de Servicios Públicos de San Francisco:

1. Esta determinación se basa en los dibujos y/o la simulación de la foto. Si la instalación difiere de dichas condiciones, se debe volver a enviar una nueva solicitud a los departamentos para su revisión y comentarios adicionales.
2. Rientas: Siga todas las normas de excavación para obtener los permisos necesarios para la colocación de las riendas. Las riendas deberán evitar cruzar zonas en conflicto, pero no quedan limitadas a las calzadas o a las rampas del cordón.
3. Cumpla con los requisitos de la norma ADA y las leyes federales, estatales y locales.
4. Al finalizar la obra, deberá proporcionar un conjunto de fotos de la instalación con la obra terminada a la Oficina de Permisos de la Oficina de uso de la calle y Cartografía.
5. Mantenga una certificación válida del seguro anual y envíele una copia a la Oficina de Permisos de la Oficina de uso de la calle y Cartografía.

Condiciones del Departamento de Salud Pública de San Francisco:

- Asegúrese de que todo equipo relacionado con la instalación del poste de esta antena no produzca un ruido superior a 45 dBA, medido a tres (3) pies de la fachada del edificio residencial más cercano.
- Asegúrese de que no haya zonas ocupadas públicamente dentro de los cinco (5) pies del frente de la antena Ericsson.
- Una vez instalada la antena, Verizon debe tomar medidas de densidad de potencia de radiofrecuencia (RF) con la antena funcionando a plena potencia para verificar el nivel reportado en el informe Hammett y Edison y para asegurar que no se exceda el nivel de exposición pública de la FCC en ningún área de acceso público. Esta medición debe realizarse nuevamente en el momento de la renovación del permiso.
- Verizon debe ser consciente de que el público en general puede tener inquietudes acerca de la antena y de la fuente potencial de RF cerca de sus viviendas. Verizon debe disponer de un procedimiento para la toma de los niveles de densidad de potencia de RF en las viviendas cercanas cuando sea solicitado por los miembros del público en general.
- De acuerdo con la Norma de Obras Públicas de San Francisco, Artículo 25, Sección 1527 (a) (2) (C) Verizon es responsable de pagar una cuota de \$ 210,00 al Departamento de Salud Pública de San Francisco para esta revisión.

Tenga en cuenta que esta aprobación y las condiciones se aplican sólo a los equipos y a la instalación como se describe. Si se realiza algún cambio en el equipo o se aumenta la potencia radiada efectiva indicada anteriormente, el Departamento de Salud Pública deberá realizar una nueva revisión.

Condiciones del Departamento de Planificación de San Francisco:

1. Plante y mantenga un árbol apropiado en la acera.
2. La antena, y todo el equipo (conducto externo, unidades de radio enlace, cegadores utilizados para cubrir los pernos de soporte [si fuera necesario], y los mecanismos de montaje); salvo la señalización, si se utiliza para detección, todos serán pintados del mismo color que el poste y repintados cuando sea necesario.
3. Remueva la señalización de los equipos elevados (incluyendo el rellenado de las muescas del logotipo del fabricante en las unidades de radioenlace/gabinetes) y pegatinas en equipos que puedan verse desde la acera y las viviendas, a menos que sea requerido por regulaciones gubernamentales.
4. Utilice la señalización de advertencia de RF más pequeña que se permita (4 x 6 pulgadas); y coloque la pegatina de advertencia apuntando hacia afuera, hacia la calle, lo más cercano a la antena como sea posible. La pegatina debe apuntar hacia el otro lado de la calle, cuando no esté frente a una ventana cercana dentro de los 15 pies. El color de fondo de la pegatina debe coincidir con el color de la superficie del poste de montaje; y el logotipo y el texto deben ser blancos.
5. Apile los gabinetes de los equipos (excepto la antena) tan cerca como sea permitido por las reglamentaciones correspondientes y las normas del fabricante de los equipos.
6. Las costuras y los pernos/tornillos en la antena y en el área de la cubierta deben estar fabricados e instalados de una manera tal que reduzca su visibilidad (por ejemplo, tornillos de montaje al ras) desde la acera.
7. No utilice ningún indicador luminoso intermitente visible o algo similar.
8. Las nuevas excavaciones para recintos por debajo del suelo (bóvedas), de utilizarse, no deberán dañar o eliminar cordones de granito. No deben quedar espacios importantes entre la tapa de la bóveda y el material primario de la acera causados por la instalación. Todos los elementos arquitectónicos históricos existentes dentro de la vía pública serán mantenidos y protegidos durante la instalación. No se puede colocar el logotipo ni el nombre de la compañía prestadora del servicio en la tapa de la bóveda.
9. Los elementos no esenciales de la unidad de radioenlace (manija y patas) deben ser eliminados.
10. El instalador se encargará de que el personal del Departamento de Planificación revise la instalación inicial, con el fin de garantizar el cumplimiento de las condiciones antes mencionadas (a pesar de las inspecciones realizadas por el propietario de los postes y del Departamento de Obras Públicas).
11. Verifique que los puntos de acceso de Wi-Fi y el cableado asociado utilizado por el Departamento de Tecnología de la Ciudad no sea dañado durante la instalación (si existe).
12. En caso de que la instalación varíe con respecto a dichas condiciones, deberá volver a presentar la solicitud al Departamento de Planificación para su posterior revisión y comentarios.



Nicolas Huff, PE, Bureau Manager | Bureau of Street-Use & Mapping
nicolas.huff@sfdpw.org | T. 628.271.2000 | 49 South Van Ness Ave. 3rd Floor, San Francisco, CA 94103

PAUNAWA NG PANGHULING PAGPAPASIYA UPANG APRUBAHAN ANG ISANG PERSONAL WIRELESS SERVICE FACILITY SITE PERMIT

Petsa:

Blg. ng Aplikasyon: 21WR-00109

Pangalan ng Aplikante: GTE Mobilnet of California, Limited Partnership (Verizon Wireless)

Lokasyon: 459 Somerset Street

Naprubahan sa wakas ng San Francisco Public Works ang Aplikasyon sa itaas para sa Permisong ng Personal na Wireless Service Facility Site malapit sa 459 Somerset Street isinumite ni **GTE Mobilnet of California, Limited Partnership (Verizon Wireless)**.

Ang antena at iba pang kagamitan na i-install sa lugar na ito ay kasama ang: 3 antena 5G at kagamitan enclosures (radios, metro, at idiskonekta switch). Naka-attach dito ang isang de-letratong simulation ng inaprubahang Personal Wireless Service Facility.

Pagawaing Bayan na natugunan ng Aplikasyon ang mga angkop na kinakailangan ng Kodigong Pagawaing Bayan: Mangyaring tingnan ang Attachment 1 upang matignan ang mga kundisyon ng huling pag-apruba.

Sa loob ng (15) araw ng kalendaryo mula sa petsa ng abisong ito, maaaring i-apela ng sinumang tao sa Board of Appeals ang paglabas ng permisong ito. Kailangang isumite mismo ng apela o ng ahente ng humihingi ng apela ang mga apela. Para sa higit pang impormasyon tungkol sa proseso ng apela, mangyaring makipag-ugnayan mismo sa Konseho ng Pag-aapela sa 628-652-1150 o boardofappeals@sfgov.org. **Maaari mo ring bisitahin ang [sfgov.org/bdappeal](https://www.sfgov.org/bdappeal) para sa mga tagubilin tungkol sa pagsampa ng isang apela at para sa pangkalahatang impormasyon tungkol sa proseso ng pag-apela.**

Ang apela ay dapat na batay sa isa o higit pa sa mga sumusunod na dahilan:

1. Maling natukoy ng Kagawaran ng Pambalikong Kalusugan na ang Aplikasyon ay alinsunod sa Pamantayan ng Pagsunod sa Pampublikong Kalusugan (tinganan ang Kodigo ng Pagawaing Bayan § 1507(b)).
2. Aplikasyon hindi ang nalalapit na Pamantayan ng Pagkakatugma para sa mga sumusunod na kadahilanan:
 - a. Maling natukoy ng Kagawaran ng Pagpapalano na natutugunan ng Aplikasyon ang nalalapat na Pamantayan ng Pagkakatugma (tingnan ang Kodigo ng Pagawaing Bayan § 1509(b)).
3. Hindi naaayon ang Aplikasyon sa anumang kinakailangan para sa pagkuha ng isang Personal Wireless Service Facility Site Permit.

Upang makakuha ng karagdagang impormasyon tungkol sa Aplikasyon at final approval, makipag-ugnay kay Yadira Cerrato, kinatawan ng Verizon Wireless sa 415-989-1102 o ycerrato@modusllc.com. Maaari ka ring makipag-ugnayan kay San Francisco Pagawaing Bayan sa 628-271-2000.

Programang Wireless ng Pagawaing Bayan

Attachment 1

Mga Kondisyon ng Pagawaing Bayan ng San Francisco:

1. Ang pagpapasiya ito ay batay sa inilarawang mga guhit at/o de-letratong simulation. Kung iba man ang paglalagay mula sa mga nasabing kondisyon, isang bagong aplikasyon kailangan itong isumite muli sa (mga) Kagawaran para sa higit pang pagsusuri at puna.
2. Mga Down Guy: Sundin ang lahat ng kodigo sa paghuhukay upang makuha ang mga kinakailangang pahintulot para sa paglalagay ng mga down guy. Dapat iwasan ng down guy ang pagtawid sa mga di-akmang lugar kasama ang, ngunit hindi limitado sa, mga daanan ng sasakyan at mga ramp sa gilid ng bangketa.
3. Sumunod sa mga iniaatas ng kodigong ADA para sa mga Pederal na batas, batas ng Estado, o lokal na batas.
4. Sa pagtatapos ng trabaho, magbibigay ng isang set ng mga ginawang litrato ng installation para sa Bureau Street Use & Mapping Permit Office.
5. Magpanatili ng isang may bisang sertipikasyon ng kasiguraduhan taun-taon at magbigay ng isang kopya sa Opisina ng Pagpapahintulot ng Kawanihan ng Paggamit ng Kalsada at Pagmamapa.

Mga Kondisyon ng Kagawaran ng Pampublikong Kalusugan ng San Francisco:

- Tiyaking anumang kagamitang may kinalaman sa paglalagay ng poste ng antenang ito ay hindi gagawa ng ingay na lampas sa 45 dBA kapag sinukat sa layong tatlong (3) talampakan mula sa pinakamalapit na harapan ng residensyal na gusali.
- Siguruhin na walang mga okupadong pampublikong lugar na may layong lima (5) talampakan mula sa harapan ng antena Ericsson.
- Sa oras na mailagay ang antena, kinakailangang kumuha ang Verizon ng mga radio frequency (RF) na sukat ng power density habang ang antena ay ganap na tumatakbo nang buong lakas upang masuri ang antas na inulat sa ulat ng Hammett at Edison at upang matiyak na ang FCC na antas ng public exposure ay hindi higit sa anumang lugar na napupuntahan ng publiko. Kailangang kunin ulit ang sukat na ito sa oras ng pag-renew ng permiso.
- Kinakailangang alam ng Verizon na ang publiko ay maaaring may mga alalahanin tungkol sa antena at ang potensiyal na pagmumulan ng RF source na malapit sa kanilang mga tirahan. Ang Verizon ay kinakailangang may paraan sa pagkuha ng mga RF na antas ng power density sa mga kalapit na tirahan kung hiniling ng mga miyembro ng publiko.
- Alinsunod sa San Francisco Public Works Code, Art. 25, Sec. 1527 (a)(2)(C) Responsable ang Verizon sa pagbabayad ng halagang \$210.00 sa San Francisco Department of Public Health para sa rebisyong ito.

Pakitandaan na ang pag-aprubang ito at anumang kondisyon ay nalalapat lamang sa kagamitan at paglalagay tulad ng inilarawan. Kung may ginawang anumang pagbabago sa kagamitan o anumang pagtaas sa epektibong radiated power na inilarawan sa itaas, kailangang isagawa ng Kagawaran ng Pampublikong Kalusugan ang isang bagong pagsusuri.

Mga Kondisyon ng Kagawaran ng Pagpaplano ng San Francisco:

1. Magtanim at magpanatili ng naaakmang puno sa kalsada.
2. Ang antena at lahat ng kagamitan (panlabas na conduit, mga radio relay unit, mga blinder na ginagamit upang balutin ang mga bracket na trangka [kung kinakailangan], at mga mekanismo sa pagkakabit); maliban sa karatula, kung ginagamit para sa pagsasala, kinakailangang pinturahan ang lahat upang bumagay sa poste at muling pinturahan kung kinakailangan.
3. Alisin ang mga nakaangat na karatula ng kagamitan (kabilang ang pagpupuno sa mga manufacturer logo indentation sa mga radio relay unit/kabinet) at mga kagamitang decal na maaaring makita mula sa bangketa at tirahan, maliban kung iniaatas ng regulasyon ng gobyerno.
4. Gamitin ang pinakamaliit na RF na karatulang pangbabala na pinahihitulutan (4 x 6 pulgada); at ilagay ang pangbabalang sticker nang nakaharap sa kalsada, sa isang lokasyong malapit sa antena, kung maaari. Kinakailangang nakaharap malayo sa kalsada ang sticker, kung hindi nakaharap sa isang kalapit na bintana sa loob ng 15 talampakan. Dapat tumugma ang background na kulay ng sticker sa surface na pinagkakabitan nito sa poste; at ang logo at sulat ay dapat kulay puti.
5. Ang mga enclosure ng stack ng kagamitan (hindi kasama ang antena) ay maaaring magkalapit hanggat maaari ayon sa nalalapat na regulasyon at mga pamantayan sa kagamitan ng manufacturer.
6. Ang mga seam at trangka/turnilyo sa assembly area ng antena at pagbabalot ay kinakailangang gawin at ikabit sa paraang hindi nakikita ang mga ito (hal. mga flush mounting na turnilyo) mula sa lebel ng bangketa.
7. Huwag gumamit ng anumang nakikitang ilaw na flashing indicator o katulad nito.
8. Ang mga bagong enclosure excavation sa ilalim ng lupa (vault), kung ginamit, ay hindi dapat makasira o maalís ang mga granite na curb. Walang kapansing-pansing siwang ang dapat malikha sa pagitan ng takip ng bakod ng vault at pangunahing materyal ng bangketa dahil sa paglalagay. Ang anumang iba pang umiiral na makasaysayang elementong arkitektural sa loob ng pampublikong right-of-way ay dapat panatilihin at protektahan sa panahon ng paglalagay. Walang maaaring ilagay na logo o pangalan ng carrier sa takip ng vault.
9. Ang mga hindi mahalagang radio relay unit element (hawakan at mga binti) ay tatanggalin.
10. Ang tagalagay ay kinakailangang ihanda ang mga tauhan ng Kagawaran ng Pagpaplanong suriin ang unang paglalagay, upang matiyak ang pagsunod sa mga nabanggit na kondisyon (hindi kabilang mga inspeksyon ng may-ari ng poste at ang Kagawaran ng Pagawaing Bayan).
11. Siguraduhing ang mga Access Points ng Wi-Fi at mga kasamang wiring, na ginagamit ng City's Department of Technology, ay hindi masisira habang ini-install (kung meron).
12. Kung mag-iba man ang paglalagay mula sa mga nasabing kondisyon, muling isusumite ang aplikasyon sa Kagawaran ng Pagpaplano para sa higit pang pagsusuri at puna.

STATE OF CALIFORNIA

) ss.

COUNTY OF SAN FRANCISCO)

DECLARATION OF POSTING RE: POSTING OF
NOTICE OF FINAL DETERMINATION OF
APPLICATION FOR A PERSONAL WIRELESS
SERVICE FACILITY SITE
PERMIT

I, [Yadira Cerrato] do hereby declare as follows:

1. I am a Project Manager at Modus, LLC. I am over 18 years of age and I am a resident of the County of San Francisco, State of California.
2. On [3/9/2022] Modus, LLC. caused to be posted a copy of the "Final Determination of Personal Wireless Service Facility Site Permit" for Permit [21WR-00109] to utility poles located along the block face upon which the Personal Wireless Service Facility is located. Location posted in compliance with Public Works Code 1512(b)(2).

I declare under penalty of perjury under the laws of the State of California that the foregoing is true and correct.

Executed 3/9/2022 at County of San Francisco, California.

By: *Yadira Cerrato*

[Yadira Cerrato]



Mar 9, 2022 at 1:54:42 PM
459 Somerset St
San Francisco CA 94134
United States



Nicolas Huff, PE, Bureau Manager | Bureau of Street-Use & Mapping
nicolas.huff@sfdpw.org | T. 628.271.2000 | 49 South Van Ness Ave, 3rd Floor, San Francisco, CA 94103

NOTICE OF FINAL DETERMINATION TO APPROVE A PERSONAL WIRELESS SERVICE FACILITY SITE PERMIT

Date: **3/9/2022**

Application No.: 21WR-00109
Applicant Name: GTE Mobilnet of California, Limited Partnership (Verizon Wireless)
Location: 459 SOMERSET ST

San Francisco Public Works has finally approved the above-referenced Application for a Personal Wireless Service Facility Site Permit in the vicinity of 459 SOMERSET ST submitted by GTE Mobilnet of California, Limited Partnership (Verizon Wireless).

The antenna and other equipments to be installed at this location include: Three (3) 5G antennas and equipment enclosures (meter and disconnect switch).. A photo-simulation of the approved Personal Wireless Service Facility is attached.

Public Works has made a determination that the Application satisfied the applicable requirements of the Public Works Code. Please see Attachment 1 to view the final approval's condition(s).

Within fifteen (15) calendar days of this notice, any person may appeal the issuance of this permit to the Board of Appeals. Appeals must be filed by either the appellant or the appellant's agent. For further information regarding the appeal process, please contact the Board of Appeals at 628-652-1150 or boardofappeals@sfgov.org. You may also visit sfgov.org/bdappeal for instructions concerning filing an appeal and for general information concerning the appeals process.

An appeal must be based on one or more of the following grounds:

1. The Department of Public Health incorrectly determined that the Application complies with the Public Health Compliance Standard (Public Works Code § 1507(b)).

Mar 9, 2022 at 1:57:30 PM
500 Goettingen St
San Francisco CA 94134
United States



Nicolas Huff, PE, Bureau Manager | Bureau of Street-Use & Mapping
nicolas.huff@sfdpw.org | T. 628.271.2000 | 49 South Van Ness Ave. 3rd Floor, San Francisco, CA 94103

NOTICE OF FINAL DETERMINATION TO APPROVE A PERSONAL WIRELESS SERVICE FACILITY SITE PERMIT

Date: **3/9/2022**

Application No.: **21WR-00109**

Applicant Name: **GTE Mobilnet of California, Limited Partnership (Verizon Wireless)**

Location: **459 SOMERSET ST**

San Francisco Public Works has finally approved the above-referenced Application for a Personal Wireless Service Facility Site Permit in the vicinity of 459 SOMERSET ST submitted by **GTE Mobilnet of California, Limited Partnership (Verizon Wireless)**.

The antenna and other equipments to be installed at this location include: Three (3) 5G antennas and equipment enclosures (meter and disconnect switch).. A photo-simulation of the approved Personal Wireless Service Facility is attached.

Public Works has made a determination that the Application satisfied the applicable requirements of the Public Works Code. Please see Attachment 1 to view the final approval's condition(s).

Within fifteen (15) calendar days of this notice, any person may appeal the issuance of this permit to the Board of Appeals. Appeals must be filed by either the appellant or the appellant's agent. For further information regarding the appeal process, please contact the Board of Appeals at 628-652-1150 or boardofappeals@sfgov.org. You may also visit sfgov.org/bdappeal for instructions concerning filing an appeal and for general information concerning the appeals process.

An appeal must be based on one or more of the following grounds:

1. The Department of Public Health incorrectly determined that the Application complies with the Public Health Compliance Standard (Public Works Code § 1507(b)).

Mar 9, 2022 at 1:58:48 PM
445 Wayland St
San Francisco CA 94134
United States

C-Line.com
Style #48912 4-889-810 0-220



Nicolas Huff, PE, Bureau Manager | Bureau of Street-Use & Mapping
nicolas.huff@sfdpw.org | T. 628.271.2000 | 49 South Van Ness Ave, 3rd Floor, San Francisco, CA 94103

NOTICE OF FINAL DETERMINATION TO APPROVE A PERSONAL WIRELESS SERVICE FACILITY SITE PERMIT

Date: **3/9/2022**

Application No.: 21WR-00109
Applicant Name: GTE Mobilnet of California, Limited Partnership (Verizon Wireless)
Location: 459 SOMERSET ST

San Francisco Public Works has finally approved the above-referenced Application for a Personal Wireless Service Facility Site Permit in the vicinity of 459 SOMERSET ST submitted by GTE Mobilnet of California, Limited Partnership (Verizon Wireless).

The antenna and other equipments to be installed at this location include: Three (3) 5G antennas and equipment enclosures (meter and disconnect switch).. A photo-simulation of the approved Personal Wireless Service Facility is attached.

Public Works has made a determination that the Application satisfied the applicable requirements of the Public Works Code. Please see Attachment 1 to view the final approval's condition(s).

Within fifteen (15) calendar days of this notice, any person may appeal the issuance of this permit to the Board of Appeals. Appeals must be filed by either the appellant or the appellant's agent. For further information regarding the appeal process, please contact the Board of Appeals at 628-652-1150 or boardofappeals@sfgov.org. You may also visit sfgov.org/bdappeal for instructions concerning filing an appeal and for general information concerning the appeals process.

An appeal must be based on one or more of the following grounds:

1. The Department of Public Health incorrectly determined that the Application complies with the Public Health Compliance Standard (Public Works Code § 1507(b)).

Mar 9, 2022 at 2:00:08 PM
501 Wayland St
San Francisco CA 94134
United States



Nicolas Huff, PE, Bureau Manager | Bureau of Street-Use & Mapping
nicolas.huff@sfdpw.org | T. 628.271.2000 | 49 South Van Ness Ave. 3rd Floor, San Francisco, CA 94103

NOTICE OF FINAL DETERMINATION TO APPROVE A PERSONAL WIRELESS SERVICE FACILITY SITE PERMIT

Date: 3/9/2022

Application No.: 21WR-00109
Applicant Name: GTE Mobilnet of California, Limited Partnership (Verizon Wireless)
Location: 459 SOMERSET ST

San Francisco Public Works has finally approved the above-referenced Application for a Personal Wireless Service Facility Site Permit in the vicinity of 459 SOMERSET ST submitted by GTE Mobilnet of California, Limited Partnership (Verizon Wireless).

The antenna and other equipments to be installed at this location include: Three (3) 5G antennas and equipment enclosures (meter and disconnect switch).. A photo-simulation of the approved Personal Wireless Service Facility is attached.

Public Works has made a determination that the Application satisfied the applicable requirements of the Public Works Code. Please see Attachment 1 to view the final approval's condition(s).

Within fifteen (15) calendar days of this notice, any person may appeal the issuance of this permit to the Board of Appeals. Appeals must be filed by either the appellant or the appellant's agent. For further information regarding the appeal process, please contact the Board of Appeals at 628-652-1150 or boardofappeals@sfgov.org. You may also visit sfgov.org/bdappeal for instructions concerning filing an appeal and for general information concerning the appeals process.

An appeal must be based on one or more of the following grounds:

1. The Department of Public Health incorrectly determined that the Application complies with the Public Health Compliance Standard (Public Works Code § 1507(b)).

Mar 9, 2022 at 2:01:55 PM
501 Wayland St
San Francisco CA 94134
United States



Nicolas Huff, PE, Bureau Manager | Bureau of Street-Use & Mapping
nicolas.huff@sfdpw.org | T. 628.271.2000 | 49 South Van Ness Ave. 3rd Floor, San Francisco, CA 94103

NOTICE OF FINAL DETERMINATION TO APPROVE A PERSONAL WIRELESS SERVICE FACILITY SITE PERMIT

Date: **3/9/2022**

Application No.: 21WR-00109

Applicant Name: GTE Mobilnet of California, Limited Partnership (Verizon Wireless)

Location: 459 SOMERSET ST

San Francisco Public Works has finally approved the above-referenced Application for a Personal Wireless Service Facility Site Permit in the vicinity of 459 SOMERSET ST submitted by GTE Mobilnet of California, Limited Partnership (Verizon Wireless).

The antenna and other equipments to be installed at this location include: Three (3) 5G antennas and equipment enclosures (meter and disconnect switch).. A photo-simulation of the approved Personal Wireless Service Facility is attached.

Public Works has made a determination that the Application satisfied the applicable requirements of the Public Works Code. Please see Attachment 1 to view the final approval's condition(s).

Within fifteen (15) calendar days of this notice, any person may appeal the issuance of this permit to the Board of Appeals. Appeals must be filed by either the appellant or the appellant's agent. For further information regarding the appeal process, please contact the Board of Appeals at 628-652-1150 or boardofappeals@sfgov.org. You may also visit sfgov.org/bdappeal for instructions concerning filing an appeal and for general information concerning the appeals process.

An appeal must be based on one or more of the following grounds:

1. The Department of Public Health incorrectly determined that the Application complies with the Public Health Compliance Standard (Public Works Code § 1507(b)).



Nicolas Huff, PE, Bureau Manager | Bureau of Street-Use & Mapping
nicolas.huff@sfdpw.org | T. 628.271.2000 | 49 South Van Ness Ave. 3rd Floor, San Francisco, CA 94103

NOTICE OF FINAL DETERMINATION TO APPROVE A PERSONAL WIRELESS SERVICE FACILITY SITE PERMIT

Date:

Application No.: 21WR-00109

Applicant Name: GTE Mobilnet of California, Limited Partnership (Verizon Wireless)

Location: 459 SOMERSET ST

San Francisco Public Works has finally approved the above-referenced Application for a Personal Wireless Service Facility Site Permit in the vicinity of 459 SOMERSET ST submitted by **GTE Mobilnet of California, Limited Partnership (Verizon Wireless)**.

The antenna and other equipments to be installed at this location include: Three (3) 5G antennas and equipment enclosures (meter and disconnect switch).. A photo-simulation of the approved Personal Wireless Service Facility is attached.

Public Works has made a determination that the Application satisfied the applicable requirements of the Public Works Code. Please see Attachment 1 to view the final approval's condition(s).

Within fifteen (15) calendar days of this notice, any person may appeal the issuance of this permit to the Board of Appeals. Appeals must be filed by either the appellant or the appellant's agent. For further information regarding the appeal process, please contact the Board of Appeals at 628-652-1150 or boardofappeals@sfgov.org. **You may also visit [sfgov.org/bdappeal](https://www.sfgov.org/bdappeal) for instructions concerning filing an appeal and for general information concerning the appeals process.**

An appeal must be based on one or more of the following grounds:

1. The Department of Public Health incorrectly determined that the Application complies with the Public Health Compliance Standard (Public Works Code § 1507(b)).

2. The Application does not meet the applicable Compatibility Standard for the following reason(s):
 - a. The Planning Department incorrectly determined that the Application meets the applicable Compatibility Standard (see Public Works Code § 1509(b)).
3. The Application does not comply with any other requirement for obtaining a Personal Wireless Service Facility Site Permit.

To obtain additional information concerning the Application and final approval you may contact Yadira Cerrato of Verizon Wireless at 415-989-1102 or ycerrato@modusllc.com. You may also contact San Francisco Public Works at 628-271-2000.

Public Works Wireless Program

Attachment 1

San Francisco Public Works Conditions:

1. This determination is based on the depicted drawings and/or photo simulation. Should the installation vary from said conditions, a new application should be resubmitted to Department(s) for further review and comment.
2. Down Guys: Follow all excavation codes to obtain the necessary permits for placement of down guys. Down guy shall avoid crossing conflicting areas but not limited to driveways, curb ramps.
3. Comply with ADA code requirements for Federal, State, local laws.
4. At the conclusion of the work, provide a set of as built photos of the installation to the Bureau Street-use & Mapping Permit Office.
5. Maintain a valid certification of insurance annually and forward a copy to the Bureau Street-use & Mapping Permit Office.

San Francisco Department of Public Health Conditions:

- Ensure that any equipment associated with the pole installation of this antenna does not produce a noise in excess of 45 dBA as measured at three (3) feet from the nearest residential building façade.
- Ensure that there are no publicly occupied areas within five (5) feet from the face of the Ericsson antennas.
- Once the antenna is installed, Verizon must take radio frequency (RF) power density measurements with the antenna operating at full power to verify the level reported in the Hammett and Edison report and to ensure that the FCC public exposure level is not exceeded in any publicly accessible area. This measurement must be taken again at the time of the permit renewal.
- Verizon should be aware that the general public may have concerns about the antenna and potential RF source near their dwellings. Verizon should have in place a procedure for taking RF power density levels in nearby dwellings when requested by the members of the general public.
- In accordance with the San Francisco Public Works Code, Art. 25, Sec. 1527 (a)(2)(C) Verizon is responsible for paying a fee of \$210.00 to the San Francisco Department of Public Health for this review.

Please note that this approval and any conditions apply only to the equipment and installation as described. If any changes in the equipment or any increase in the effective radiated power described above are made, a new review by the Department of Public Health must be conducted.

San Francisco Planning Department Conditions:

1. Plant and maintain an appropriate street tree.

2. Antenna, and all equipment (external conduit, radio relay units, blinders used to shroud bracket bolts [if needed], and mounting mechanisms); except signage, if used for screening, shall all be painted to match the pole and repainted as needed.
3. Remove raised equipment signage (including filling in manufacturer logo indentations on radio relay units/cabinets) and equipment decals that may be visible from sidewalk and dwellings, unless required by government regulation.
4. Utilize smallest RF warning signage allowed (4 x 6 inches); and place the warning sticker facing out toward street, at a location as close to antenna as is feasible. Sticker shall face away from street, when not facing a nearby window within 15 feet. Background color of sticker shall match the pole-mounting surface; and logo and text shall be white.
5. Stack equipment enclosures (not including antenna) as close as allowed by applicable regulation and manufacturer equipment standards.
6. Seams and bolts/screws at antenna and shroud assembly area shall be fabricated and installed in a manner so as to reduce their visibility (e.g. flush mounting screws) from sidewalk level.
7. Not utilize any visible flashing indicator lights or similar.
8. New below ground enclosure excavations (vault), if utilized, shall not damage or remove granite curbs. No significant gaps shall be created between vault enclosure lid and primary sidewalk material due to installation. Any other existing historic architectural elements within the public right-of-way shall be retained and protected during installation. No carrier logo or carrier name may be placed on the vault lid.
9. Non-essential radio relay unit elements (handle and legs) shall be removed.
10. The installer shall arrange to have Planning Department staff review the initial installation, in order to ensure compliance with the aforementioned conditions (notwithstanding inspections by pole owner and Department of Public Works).
11. Ensure Wi-Fi Access Points and associated wiring, utilized by the City's Department of Technology, are not damaged during installation (if present).
12. Should the installation vary from said conditions, the application shall be resubmitted to the Planning Department for further review and comment.


view from Wayland Street looking northeast at site



SF Excelsior 014
Adjacent to 459 Somerset Street, San Francisco, CA
Photosims Produced on 12-9-2021

Existing

Proposed



view from Wayland Street looking northwest at site



SF Excelsior 014
Adjacent to 459 Somerset Street, San Francisco, CA
Photosims Produced on 12-9-2021

Existing

Proposed



Proposed Verizon
Antennas & Equipment





Nicolas Huff, PE, Bureau Manager | Bureau of Street-Use & Mapping
nicolas.huff@sfdpw.org | T. 628.271.2000 | 49 South Van Ness Ave. 3rd Floor, San Francisco, CA 94103

最後裁定興建個人無線服務設施據點許可 之申請案的公告通知

日期:

申請案編號：**21WR-00109**

申請人姓名：**GTE Mobilnet of California, Limited Partnership (Verizon Wireless)**位置：
Somerset 街 459 號

公共工程署最終核准有關於在 Somerset 街 459 號由 **GTE Mobilnet of California, Limited Partnership (Verizon Wireless)** 所提交的鄰近區域，興建個人無線服務設施據點的上述申請案。

天線等設備將安裝之設備包括: 三 (3) 台 5G 天線和兩個設備外殼 (收音機、儀錶、斷開開關)。在此附上經核准的個人無線服務設施照片模擬資料圖。

公共工程已確定該申請滿足公共工程法規的適用要求。請參閱附件1以查看最終批准條件。

自本通知核發的十五 (15) 個曆日內，任何人都能向上訴委員會就本許可的核發提出上訴。上訴人或其代理人必須親自提起上訴。有關上訴程序的更多信息，請致電628-652-1150與上訴委員會聯繫，或 boardofappeals@sfgov.org。您也可以訪問 sfgov.org/bdappeal，以獲取有關提出申訴的說明以及有關申訴程序的一般信息。

上訴必須以下列一或多項觀點為立論基礎：

1. 公共衛生署錯誤判定申請案符合公共衛生法規遵循標準（參見公共工程署規章 § 1507(b)）。
2. 該應用程序不符合適用的兼容性標準，原因如下：
 - a. 規劃署錯誤判定申請案符合適用之相容性標準（參見公共工程署規章 § 1509(b)）。
3. 申請案不符合任何其他取得個人無線服務設施據點許可的要求。

如欲取得更多關於申請案與最終核准之資訊，您可透過 415-989-1102及 ycerrato@modusllc.com 與 Verizon Wireless 之 Yadira Cerrato 聯絡。詳情請洽詢舊金山公共工程署的電話：628-271-2000。

公共工程署無線計畫

附件1

舊金山公共工程署條件：

1. 本建議是以與描繪之圖例和／或照片模擬之精準情況為基礎。若安裝與所述情況有任何差異，一個新的應用應重新提交至相關各署，進一步進行審核和評估
2. 地錨拉線：請遵守所有開挖規章，以取得放置地錨拉線的必要許可。地錨拉線應避開十字路口交會區，但不限定於車道、路緣坡道。
3. 遵循聯邦、各州、地方法律之 ADA 規章規定。
4. 在完工時，應對街道使用和勘測製圖許可局提供一組安裝的建構照片。
5. 每年皆應維持一份有效的保險憑證，並將一份複本轉送給街道使用和勘測製圖許可局。

舊金山公共衛生署條件：

- 確保本天線之電線桿安裝相關之任何設備，在從最近居住建築物牆面至少三 (3) 英尺測量時，皆不得發出超過 45 dBA 之噪音。
- 確保距離 Ericsson 天線五 (5) 英尺範圍內，無任何公有用地。
- 一旦安裝天線之後，Verizon 就必須在天線以全功率運作的情況下執行射頻 (RF) 密度測量，確認在 Hammett 和 Edison 報告中的等級，並確保在任何公共空間中皆不得超過 FCC 公共空間曝露值。應在更新許可時重新進行本測量。
- Verizon 應知悉一般民眾可能會對其住所附近的任何天線和潛在射頻 (RF) 來源感到疑慮。Verizon 應在一般民眾要求時，在附近建築物放置檢測射頻 (RF) 密度等級之設施。
- 根據舊金山公共衛生署規章第 25 條第 1527 (a)(2)(C) 小節，Verizon 需負責對舊金山公共衛生署支付 \$210.00 美元之審核費用。

請注意，本核准和任何條件僅適用於本文所指涉之設備和安裝設施。若設備有任何變更或增加前述之有效輻射功率，就必須由公共衛生署實施新審核。

舊金山規劃署條件：

1. 種植和維護適當之街道樹木。
2. 天線，以及除看板之外之任何用來遮蔽的所有設備（外部導線、無線電中繼系統、用來遮蔽托架螺栓之遮罩 [如果需要的話] 和安裝設施），皆應漆上與電線桿同色之油漆，或視需要重新油漆。
3. 拆除任何可從人行道和住所看到之非政府法規規定以外的凸出設備看板和設備貼紙（包括無線電中繼系統／機櫃中的製造商標誌凹口內的填充物）。
4. 可使用最小型的射頻警告看板（4 x 6 吋），並儘可能在靠近天線的位置放置面朝向外面街道的警告貼紙。貼紙應面朝街道，但不面朝 15 英尺範圍內之附近窗戶。貼紙之背景色應與柱式安裝表面相符，而標誌及文字應為白色。
5. 應在適用法規和製造商設備標準之許可範圍內，儘可能緊密圍住疊架設備（不包括天線）。
6. 天線處之接合口和網罩組件區域之螺栓／螺絲，應以儘可能降低其從人行道上目測可見程度之方式製造及安裝（例如齊平式安裝螺絲）；
7. 不得使用任何明顯之閃光指示燈或類似設備。
8. 若使用新的地下機箱開鑿（圓拱），則不得損壞或去除花崗岩緣石。不得因為安裝設備，而在圓拱機箱蓋和主要人行道材質之間造成重大間隙。公共道路用地內的任何其他現有歷史建築體，皆應在安裝設備時予以維持和保護。在圓拱蓋上不得標示任何電信商標誌或電信商名稱。
9. 應拆除非必要的無線電中繼系統元件（把手和腳架）。
10. 安裝人員應安排規劃署人員審查初步安裝作業，藉以確保遵守上述所有條件（不論是由電線桿所有人或公共衛生署檢驗）。
11. 確保城市技術部門使用的Wi-Fi接入點和相關線路在安裝過程中不會受損（如果有）。
12. 若安裝與所述情況有任何差異，應重新提交至規劃署，進一步審核和評估。



Nicolas Huff, PE, Bureau Manager | Bureau of Street-Use & Mapping
nicolas.huff@sfdpw.org | T. 628.271.2000 | 49 South Van Ness Ave. 3rd Floor, San Francisco, CA 94103

AVISO DE DETERMINACIÓN FINAL PARA APROBAR LA INSTALACIÓN DE UN EMPLAZAMIENTO DE SERVICIO MÓVIL PERSONAL

Fecha:

No. de solicitud: 21WR-00109

Nombre del solicitante: GTE Mobilnet of California, Limited Partnership (Verizon Wireless)

Ubicación: 459 Somerset Street

Obras Públicas de San Francisco ha finalmente aprobado la solicitud de permiso para la instalación de un emplazamiento de servicio móvil personal antes mencionada en las proximidades de 459 Somerset Street presentada por **GTE Mobilnet de California, Limited Partnership (Verizon Wireless)**.

La antena y otros equipos que se instalará en esta ubicación incluye: 3 antenas 5G y cajas de equipamiento (radios, medidor y interruptor de desconexión). Se adjunta una simulación de la foto del emplazamiento de servicio móvil personal aprobado al presente documento.

Obras Públicas determinó que la solicitud cumplía con los requisitos correspondientes de la norma de Obras Públicas: Consulte el Anexo 1 para ver las condiciones de la aprobación final.

Dentro de los quince (15) días calendario de esta notificación, cualquier persona puede apelar la emisión de este permiso ante la Junta de Apelaciones. Las apelaciones deben realizarse por el apelante o por su agente. Por mayor información acerca del proceso de apelación, póngase en contacto con la Junta de Apelaciones al 628-652-1150 o boardofappeals@sfgov.org. **También puede visitar sfgov.org/bdappeal para obtener instrucciones sobre cómo presentar una apelación y para obtener información general sobre el proceso de apelación.**

La apelación debe basarse en uno o más de los siguientes motivos:

1. El Departamento de Salud Pública determinó incorrectamente que la solicitud cumple con la Norma de Cumplimiento de Salud Pública (consulte la Norma de Obras Públicas No. 1507(b)).
2. La solicitud no cumple con la Norma de Compatibilidad aplicable por la siguiente razón:
 - a. El Departamento de Planificación determinó incorrectamente que la solicitud cumple con la Norma de Compatibilidad aplicable (consulte la Norma de Obras Públicas No.1509(b)).
3. La solicitud no cumple con cualquier otro requisito para la obtención de un permiso de un emplazamiento de servicio móvil personal.

Para obtener información adicional sobre la apelación y la aprobación final, puede comunicarse con Yadira Cerrato de Verizon Wireless al 415-989-1102 o escribirle a ycerrato@modusllc.com. También puede comunicarse con Obras Públicas de San Francisco al 628-271-2000.

Programa inalámbrico de Servicios Públicos

Anexo 1

Condiciones de Servicios Públicos de San Francisco:

1. Esta determinación se basa en los dibujos y/o la simulación de la foto. Si la instalación difiere de dichas condiciones, se debe volver a enviar una nueva solicitud a los departamentos para su revisión y comentarios adicionales.
2. Rientas: Siga todas las normas de excavación para obtener los permisos necesarios para la colocación de las riendas. Las riendas deberán evitar cruzar zonas en conflicto, pero no quedan limitadas a las calzadas o a las rampas del cordón.
3. Cumpla con los requisitos de la norma ADA y las leyes federales, estatales y locales.
4. Al finalizar la obra, deberá proporcionar un conjunto de fotos de la instalación con la obra terminada a la Oficina de Permisos de la Oficina de uso de la calle y Cartografía.
5. Mantenga una certificación válida del seguro anual y envíele una copia a la Oficina de Permisos de la Oficina de uso de la calle y Cartografía.

Condiciones del Departamento de Salud Pública de San Francisco:

- Asegúrese de que todo equipo relacionado con la instalación del poste de esta antena no produzca un ruido superior a 45 dBA, medido a tres (3) pies de la fachada del edificio residencial más cercano.
- Asegúrese de que no haya zonas ocupadas públicamente dentro de los cinco (5) pies del frente de la antena Ericsson.
- Una vez instalada la antena, Verizon debe tomar medidas de densidad de potencia de radiofrecuencia (RF) con la antena funcionando a plena potencia para verificar el nivel reportado en el informe Hammett y Edison y para asegurar que no se exceda el nivel de exposición pública de la FCC en ningún área de acceso público. Esta medición debe realizarse nuevamente en el momento de la renovación del permiso.
- Verizon debe ser consciente de que el público en general puede tener inquietudes acerca de la antena y de la fuente potencial de RF cerca de sus viviendas. Verizon debe disponer de un procedimiento para la toma de los niveles de densidad de potencia de RF en las viviendas cercanas cuando sea solicitado por los miembros del público en general.
- De acuerdo con la Norma de Obras Públicas de San Francisco, Artículo 25, Sección 1527 (a) (2) (C) Verizon es responsable de pagar una cuota de \$ 210,00 al Departamento de Salud Pública de San Francisco para esta revisión.

Tenga en cuenta que esta aprobación y las condiciones se aplican sólo a los equipos y a la instalación como se describe. Si se realiza algún cambio en el equipo o se aumenta la potencia radiada efectiva indicada anteriormente, el Departamento de Salud Pública deberá realizar una nueva revisión.

Condiciones del Departamento de Planificación de San Francisco:

1. Plante y mantenga un árbol apropiado en la acera.
2. La antena, y todo el equipo (conducto externo, unidades de radio enlace, cegadores utilizados para cubrir los pernos de soporte [si fuera necesario], y los mecanismos de montaje); salvo la señalización, si se utiliza para detección, todos serán pintados del mismo color que el poste y repintados cuando sea necesario.
3. Remueva la señalización de los equipos elevados (incluyendo el rellenado de las muescas del logotipo del fabricante en las unidades de radioenlace/gabinetes) y pegatinas en equipos que puedan verse desde la acera y las viviendas, a menos que sea requerido por regulaciones gubernamentales.
4. Utilice la señalización de advertencia de RF más pequeña que se permita (4 x 6 pulgadas); y coloque la pegatina de advertencia apuntando hacia afuera, hacia la calle, lo más cercano a la antena como sea posible. La pegatina debe apuntar hacia el otro lado de la calle, cuando no esté frente a una ventana cercana dentro de los 15 pies. El color de fondo de la pegatina debe coincidir con el color de la superficie del poste de montaje; y el logotipo y el texto deben ser blancos.
5. Apile los gabinetes de los equipos (excepto la antena) tan cerca como sea permitido por las reglamentaciones correspondientes y las normas del fabricante de los equipos.
6. Las costuras y los pernos/tornillos en la antena y en el área de la cubierta deben estar fabricados e instalados de una manera tal que reduzca su visibilidad (por ejemplo, tornillos de montaje al ras) desde la acera.
7. No utilice ningún indicador luminoso intermitente visible o algo similar.
8. Las nuevas excavaciones para recintos por debajo del suelo (bóvedas), de utilizarse, no deberán dañar o eliminar cordones de granito. No deben quedar espacios importantes entre la tapa de la bóveda y el material primario de la acera causados por la instalación. Todos los elementos arquitectónicos históricos existentes dentro de la vía pública serán mantenidos y protegidos durante la instalación. No se puede colocar el logotipo ni el nombre de la compañía prestadora del servicio en la tapa de la bóveda.
9. Los elementos no esenciales de la unidad de radioenlace (manija y patas) deben ser eliminados.
10. El instalador se encargará de que el personal del Departamento de Planificación revise la instalación inicial, con el fin de garantizar el cumplimiento de las condiciones antes mencionadas (a pesar de las inspecciones realizadas por el propietario de los postes y del Departamento de Obras Públicas).
11. Verifique que los puntos de acceso de Wi-Fi y el cableado asociado utilizado por el Departamento de Tecnología de la Ciudad no sea dañado durante la instalación (si existe).
12. En caso de que la instalación varíe con respecto a dichas condiciones, deberá volver a presentar la solicitud al Departamento de Planificación para su posterior revisión y comentarios.



Nicolas Huff, PE, Bureau Manager | Bureau of Street-Use & Mapping
nicolas.huff@sfdpw.org | T. 628.271.2000 | 49 South Van Ness Ave. 3rd Floor, San Francisco, CA 94103

PAUNAWA NG PANGHULING PAGPAPASIYA UPANG APRUBAHAN ANG ISANG PERSONAL WIRELESS SERVICE FACILITY SITE PERMIT

Petsa:

Blg. ng Aplikasyon: 21WR-00109

Pangalan ng Aplikante: GTE Mobilnet of California, Limited Partnership (Verizon Wireless)

Lokasyon: 459 Somerset Street

Naprubahan sa wakas ng San Francisco Public Works ang Aplikasyon sa itaas para sa Permisong ng Personal na Wireless Service Facility Site malapit sa 459 Somerset Street isinumite ni **GTE Mobilnet of California, Limited Partnership (Verizon Wireless)**.

Ang antena at iba pang kagamitan na i-install sa lugar na ito ay kasama ang: 3 antena 5G at kagamitan enclosures (radios, metro, at idiskonekta switch). Naka-attach dito ang isang de-letratong simulation ng inaprubahang Personal Wireless Service Facility.

Pagawaing Bayan na natugunan ng Aplikasyon ang mga angkop na kinakailangan ng Kodigo ng Pagawaing Bayan: Mangyaring tingnan ang Attachment 1 upang matingnan ang mga kundisyon ng huling pag-apruba.

Sa loob ng (15) araw ng kalendaryo mula sa petsa ng abisong ito, maaaring i-apela ng sinumang tao sa Board of Appeals ang paglabas ng permisong ito. Kailangang isumite mismo ng apela o ng ahente ng humihingi ng apela ang mga apela. Para sa higit pang impormasyon tungkol sa proseso ng apela, mangyaring makipag-ugnayan mismo sa Konseho ng Pag-aapela sa 628-652-1150 o boardofappeals@sfgov.org. **Maaari mo ring bisitahin ang [sfgov.org/bdappeal](https://www.sfgov.org/bdappeal) para sa mga tagubilin tungkol sa pagsampa ng isang apela at para sa pangkalahatang impormasyon tungkol sa proseso ng pag-apela.**

Ang apela ay dapat na batay sa isa o higit pa sa mga sumusunod na dahilan:

1. Maling natukoy ng Kagawaran ng Pambalikong Kalusugan na ang Aplikasyon ay alinsunod sa Pamantayan ng Pagsunod sa Pampublikong Kalusugan (tinganan ang Kodigo ng Pagawaing Bayan § 1507(b)).
2. Aplikasyon hindi ang nalalapit na Pamantayan ng Pagkakatugma para sa mga sumusunod na kadahilanan:
 - a. Maling natukoy ng Kagawaran ng Pagpapalano na natutugunan ng Aplikasyon ang nalalapat na Pamantayan ng Pagkakatugma (tingnan ang Kodigo ng Pagawaing Bayan § 1509(b)).
3. Hindi naaayon ang Aplikasyon sa anumang kinakailangan para sa pagkuha ng isang Personal Wireless Service Facility Site Permit.

Upang makakuha ng karagdagang impormasyon tungkol sa Aplikasyon at final approval, makipag-ugnay kay Yadira Cerrato, kinatawan ng Verizon Wireless sa 415-989-1102 o ycerrato@modusllc.com. Maaari ka ring makipag-ugnayan kay San Francisco Pagawaing Bayan sa 628-271-2000.

Programang Wireless ng Pagawaing Bayan

Attachment 1

Mga Kondisyon ng Pagawaing Bayan ng San Francisco:

1. Ang pagpapasiya ito ay batay sa inilarawang mga guhit at/o de-letratong simulation. Kung iba man ang paglalagay mula sa mga nasabing kondisyon, isang bagong aplikasyon kailangan itong isumite muli sa (mga) Kagawaran para sa higit pang pagsusuri at puna.
2. Mga Down Guy: Sundin ang lahat ng kodigo sa paghuhukay upang makuha ang mga kinakailangang pahintulot para sa paglalagay ng mga down guy. Dapat iwasan ng down guy ang pagtawid sa mga di-akmang lugar kasama ang, ngunit hindi limitado sa, mga daanan ng sasakyan at mga ramp sa gilid ng bangketa.
3. Sumunod sa mga iniaatas ng kodigong ADA para sa mga Pederal na batas, batas ng Estado, o lokal na batas.
4. Sa pagtatapos ng trabaho, magbibigay ng isang set ng mga ginawang litrato ng installation para sa Bureau Street Use & Mapping Permit Office.
5. Magpanatili ng isang may bisang sertipikasyon ng kasiguraduhan taun-taon at magbigay ng isang kopya sa Opisina ng Pagpapahintulot ng Kawanihan ng Paggamit ng Kalsada at Pagmamapa.

Mga Kondisyon ng Kagawaran ng Pampublikong Kalusugan ng San Francisco:

- Tiyaking anumang kagamitang may kinalaman sa paglalagay ng poste ng antenang ito ay hindi gagawa ng ingay na lampas sa 45 dBA kapag sinukat sa layong tatlong (3) talampakan mula sa pinakamalapit na harapan ng residensyal na gusali.
- Siguruhin na walang mga okupadong pampublikong lugar na may layong lima (5) talampakan mula sa harapan ng antena Ericsson.
- Sa oras na mailagay ang antena, kinakailangang kumuha ang Verizon ng mga radio frequency (RF) na sukat ng power density habang ang antena ay ganap na tumatakbo nang buong lakas upang masuri ang antas na inulat sa ulat ng Hammett at Edison at upang matiyak na ang FCC na antas ng public exposure ay hindi higit sa anumang lugar na napupuntahan ng publiko. Kailangang kunin ulit ang sukat na ito sa oras ng pag-renew ng permiso.
- Kinakailangang alam ng Verizon na ang publiko ay maaaring may mga alalahanin tungkol sa antena at ang potensiyal na pagmumulan ng RF source na malapit sa kanilang mga tirahan. Ang Verizon ay kinakailangang may paraan sa pagkuha ng mga RF na antas ng power density sa mga kalapit na tirahan kung hiniling ng mga miyembro ng publiko.
- Alinsunod sa San Francisco Public Works Code, Art. 25, Sec. 1527 (a)(2)(C) Responsable ang Verizon sa pagbabayad ng halagang \$210.00 sa San Francisco Department of Public Health para sa rebisyong ito.

Pakitandaan na ang pag-aprubang ito at anumang kondisyon ay nalalapat lamang sa kagamitan at paglalagay tulad ng inilarawan. Kung may ginawang anumang pagbabago sa kagamitan o anumang pagtaas sa epektibong radiated power na inilarawan sa itaas, kailangang isagawa ng Kagawaran ng Pampublikong Kalusugan ang isang bagong pagsusuri.

Mga Kondisyon ng Kagawaran ng Pagpapalano ng San Francisco:

1. Magtanim at magpanatili ng naaakmang puno sa kalsada.
2. Ang antena at lahat ng kagamitan (panlabas na conduit, mga radio relay unit, mga blinder na ginagamit upang balutin ang mga bracket na trangka [kung kinakailangan], at mga mekanismo sa pagkakabit); maliban sa karatula, kung ginagamit para sa pagsasala, kinakailangang pinturahan ang lahat upang bumagay sa poste at muling pinturahan kung kinakailangan.
3. Alisin ang mga nakaangat na karatula ng kagamitan (kabilang ang pagpupuno sa mga manufacturer logo indentation sa mga radio relay unit/kabinet) at mga kagamitang decal na maaaring makita mula sa bangketa at tirahan, maliban kung iniaatas ng regulasyon ng gobyerno.
4. Gamitin ang pinakamaliit na RF na karatulang pangbabala na pinahihitulan (4 x 6 pulgada); at ilagay ang pangbabalang sticker nang nakaharap sa kalsada, sa isang lokasyong malapit sa antena, kung maaari. Kinakailangang nakaharap malayo sa kalsada ang sticker, kung hindi nakaharap sa isang kalapit na bintana sa loob ng 15 talampakan. Dapat tumugma ang background na kulay ng sticker sa surface na pinagkakabit nito sa poste; at ang logo at sulat ay dapat kulay puti.
5. Ang mga enclosure ng stack ng kagamitan (hindi kasama ang antena) ay maaaring magkalapit hanggat maaari ayon sa nalalapat na regulasyon at mga pamantayan sa kagamitan ng manufacturer.
6. Ang mga seam at trangka/turnilyo sa assembly area ng antena at pagbabalot ay kinakailangang gawin at ikabit sa paraang hindi nakikita ang mga ito (hal. mga flush mounting na turnilyo) mula sa lebel ng bangketa.
7. Huwag gumamit ng anumang nakikitang ilaw na flashing indicator o katulad nito.
8. Ang mga bagong enclosure excavation sa ilalim ng lupa (vault), kung ginamit, ay hindi dapat makasira o maalisa ang mga granite na curb. Walang kapansing-pansing siwang ang dapat malikha sa pagitan ng takip ng bakod ng vault at pangunahing materyal ng bangketa dahil sa paglalagay. Ang anumang iba pang umiiral na makasaysayang elementong arkitektural sa loob ng pampublikong right-of-way ay dapat panatilihin at protektahan sa panahon ng paglalagay. Walang maaaring ilagay na logo o pangalan ng carrier sa takip ng vault.
9. Ang mga hindi mahalagang radio relay unit element (hawakan at mga binti) ay tatanggalin.
10. Ang tagalagay ay kinakailangang ihanda ang mga tauhan ng Kagawaran ng Pagpapalano suriin ang unang paglalagay, upang matiyak ang pagsunod sa mga nabanggit na kondisyon (hindi kabilang mga inspeksyon ng may-ari ng poste at ang Kagawaran ng Pagawaing Bayan).
11. Siguraduhing ang mga Access Points ng Wi-Fi at mga kasamang wiring, na ginagamit ng City's Department of Technology, ay hindi masisira habang ini-install (kung meron).
12. Kung mag-iba man ang paglalagay mula sa mga nasabing kondisyon, muling isusumite ang aplikasyon sa Kagawaran ng Pagpapalano para sa higit pang pagsusuri at puna.

Notice of Final Determination to Approve - Excelsior 014 - 21WR-00109 adj to 459 Somerset St

Exhibit I

Yadira Cerrato <ycerrato@modusllc.com>

Fri 3/11/2022 10:31 AM

Bcc: maribel@eagsf.org <maribel@eagsf.org>; jcastleberry05@gmail.com <jcastleberry05@gmail.com>; cayugaimprovement@gmail.com <cayugaimprovement@gmail.com>; havelockstreetbridge@gmail.com <havelockstreetbridge@gmail.com>; ppapadopoulos@medasf.org <ppapadopoulos@medasf.org>; hello@portolasf.org <hello@portolasf.org>; jonhenry@bsotc.org <jonhenry@bsotc.org>; ahsha.safai@sfgov.org <ahsha.safai@sfgov.org>; Monica.Chinchilla@sfgov.org <Monica.Chinchilla@sfgov.org>; Geoffrea.Morris@sfgov.org <Geoffrea.Morris@sfgov.org>; Lauren.L.Chung@sfgov.org <Lauren.L.Chung@sfgov.org>; Ernest.E.Jones@sfgov.org <Ernest.E.Jones@sfgov.org>; waltonstaff@sfgov.org <waltonstaff@sfgov.org>; Percy.Burch@sfgov.org <Percy.Burch@sfgov.org>; Tracy.Gallardo@sfgov.org <Tracy.Gallardo@sfgov.org>; Natalie.Gee@sfgov.org <Natalie.Gee@sfgov.org>; mhamman@igc.org <mhamman@igc.org>; info@indiabasin.org <info@indiabasin.org>

 1 attachments (3 MB)

Excelsior 014_21WR-00109 - FD Email Notification.pdf;

Verizon Wireless is happy to announce that it will soon be improving coverage and data capacity to its network in your neighborhood. The improved wireless coverage will help accommodate the growing number of wireless calls and data use on the Verizon Wireless network. The Verizon Wireless small cell site will greatly enhance service capacity with the most aesthetically discrete technology available today.

In order to make these upgrades, Verizon Wireless is proposing a small cell on an existing PGE wood pole located in the Public Right-of-Way adjacent to 459 Somerset St, San Francisco, CA 94134.

Public Works has made a determination that the Application satisfied the applicable requirements of the Public Works Code. Please see attached Final Determination notice to view the final approval.

To obtain additional information concerning the Application and final approval you may contact Yadira Cerrato of Verizon Wireless at 415-989-1102 or ycerrato@modusllc.com. You may also contact San Francisco Public Works at 628-271-2000.

****Previous email included incorrect permit number in subject line***

Notice of Final Determination to Approve - Excelsior 014 - 21WR-00109 adj to 459 Somerset St

Yadira Cerrato <ycerrato@modusllc.com>

Fri 3/11/2022 11:16 AM

Bcc: RonenStaff@sfgov.org <RonenStaff@sfgov.org>; Fritz Chang <fchang@modusllc.com>; Molly Kales <mkales@modusllc.com>

*****Previous email included incorrect permit number in subject line*****

Verizon Wireless is happy to announce that it will soon be improving coverage and data capacity to its network in your neighborhood. The improved wireless coverage will help accommodate the growing number of wireless calls and data use on the Verizon Wireless network. The Verizon Wireless small cell site will greatly enhance service capacity with the most aesthetically discrete technology available today.

In order to make these upgrades, Verizon Wireless is proposing a small cell on an existing PGE wood pole located in the Public Right-of-Way adjacent to 459 Somerset St, San Francisco, CA 94134.

Public Works has made a determination that the Application satisfied the applicable requirements of the Public Works Code. Please see attached Final Determination notice to view the final approval.

To obtain additional information concerning the Application and final approval you may contact Yadira Cerrato of Verizon Wireless at 415-989-1102 or ycerrato@modusllc.com. You may also contact San Francisco Public Works at 628-271-2000.



Nicolas Huff, PE, Bureau Manager | Bureau of Street-Use & Mapping
nicolas.huff@sfdpw.org | T. 628.271.2000 | 49 South Van Ness Ave. 3rd Floor, San Francisco, CA 94103

NOTICE OF FINAL DETERMINATION TO APPROVE A PERSONAL WIRELESS SERVICE FACILITY SITE PERMIT

Date:

Application No.: 21WR-00109

Applicant Name: GTE Mobilnet of California, Limited Partnership (Verizon Wireless)

Location: 459 SOMERSET ST

San Francisco Public Works has finally approved the above-referenced Application for a Personal Wireless Service Facility Site Permit in the vicinity of 459 SOMERSET ST submitted by **GTE Mobilnet of California, Limited Partnership (Verizon Wireless)**.

The antenna and other equipments to be installed at this location include: Three (3) 5G antennas and equipment enclosures (meter and disconnect switch).. A photo-simulation of the approved Personal Wireless Service Facility is attached.

Public Works has made a determination that the Application satisfied the applicable requirements of the Public Works Code. Please see Attachment 1 to view the final approval's condition(s).

Within fifteen (15) calendar days of this notice, any person may appeal the issuance of this permit to the Board of Appeals. Appeals must be filed by either the appellant or the appellant's agent. For further information regarding the appeal process, please contact the Board of Appeals at 628-652-1150 or boardofappeals@sfgov.org. **You may also visit [sfgov.org/bdappeal](https://www.sfgov.org/bdappeal) for instructions concerning filing an appeal and for general information concerning the appeals process.**

An appeal must be based on one or more of the following grounds:

1. The Department of Public Health incorrectly determined that the Application complies with the Public Health Compliance Standard (Public Works Code § 1507(b)).

2. The Application does not meet the applicable Compatibility Standard for the following reason(s):
 - a. The Planning Department incorrectly determined that the Application meets the applicable Compatibility Standard (see Public Works Code § 1509(b)).
3. The Application does not comply with any other requirement for obtaining a Personal Wireless Service Facility Site Permit.

To obtain additional information concerning the Application and final approval you may contact Yadira Cerrato of Verizon Wireless at 415-989-1102 or ycerrato@modusllc.com. You may also contact San Francisco Public Works at 628-271-2000.

Public Works Wireless Program

Attachment 1

San Francisco Public Works Conditions:

1. This determination is based on the depicted drawings and/or photo simulation. Should the installation vary from said conditions, a new application should be resubmitted to Department(s) for further review and comment.
2. Down Guys: Follow all excavation codes to obtain the necessary permits for placement of down guys. Down guy shall avoid crossing conflicting areas but not limited to driveways, curb ramps.
3. Comply with ADA code requirements for Federal, State, local laws.
4. At the conclusion of the work, provide a set of as built photos of the installation to the Bureau Street-use & Mapping Permit Office.
5. Maintain a valid certification of insurance annually and forward a copy to the Bureau Street-use & Mapping Permit Office.

San Francisco Department of Public Health Conditions:

- Ensure that any equipment associated with the pole installation of this antenna does not produce a noise in excess of 45 dBA as measured at three (3) feet from the nearest residential building façade.
- Ensure that there are no publicly occupied areas within five (5) feet from the face of the Ericsson antennas.
- Once the antenna is installed, Verizon must take radio frequency (RF) power density measurements with the antenna operating at full power to verify the level reported in the Hammett and Edison report and to ensure that the FCC public exposure level is not exceeded in any publicly accessible area. This measurement must be taken again at the time of the permit renewal.
- Verizon should be aware that the general public may have concerns about the antenna and potential RF source near their dwellings. Verizon should have in place a procedure for taking RF power density levels in nearby dwellings when requested by the members of the general public.
- In accordance with the San Francisco Public Works Code, Art. 25, Sec. 1527 (a)(2)(C) Verizon is responsible for paying a fee of \$210.00 to the San Francisco Department of Public Health for this review.

Please note that this approval and any conditions apply only to the equipment and installation as described. If any changes in the equipment or any increase in the effective radiated power described above are made, a new review by the Department of Public Health must be conducted.

San Francisco Planning Department Conditions:

1. Plant and maintain an appropriate street tree.

2. Antenna, and all equipment (external conduit, radio relay units, blinders used to shroud bracket bolts [if needed], and mounting mechanisms); except signage, if used for screening, shall all be painted to match the pole and repainted as needed.
3. Remove raised equipment signage (including filling in manufacturer logo indentations on radio relay units/cabinets) and equipment decals that may be visible from sidewalk and dwellings, unless required by government regulation.
4. Utilize smallest RF warning signage allowed (4 x 6 inches); and place the warning sticker facing out toward street, at a location as close to antenna as is feasible. Sticker shall face away from street, when not facing a nearby window within 15 feet. Background color of sticker shall match the pole-mounting surface; and logo and text shall be white.
5. Stack equipment enclosures (not including antenna) as close as allowed by applicable regulation and manufacturer equipment standards.
6. Seams and bolts/screws at antenna and shroud assembly area shall be fabricated and installed in a manner so as to reduce their visibility (e.g. flush mounting screws) from sidewalk level.
7. Not utilize any visible flashing indicator lights or similar.
8. New below ground enclosure excavations (vault), if utilized, shall not damage or remove granite curbs. No significant gaps shall be created between vault enclosure lid and primary sidewalk material due to installation. Any other existing historic architectural elements within the public right-of-way shall be retained and protected during installation. No carrier logo or carrier name may be placed on the vault lid.
9. Non-essential radio relay unit elements (handle and legs) shall be removed.
10. The installer shall arrange to have Planning Department staff review the initial installation, in order to ensure compliance with the aforementioned conditions (notwithstanding inspections by pole owner and Department of Public Works).
11. Ensure Wi-Fi Access Points and associated wiring, utilized by the City's Department of Technology, are not damaged during installation (if present).
12. Should the installation vary from said conditions, the application shall be resubmitted to the Planning Department for further review and comment.


view from Wayland Street looking northeast at site



SF Excelsior 014
Adjacent to 459 Somerset Street, San Francisco, CA
Photosims Produced on 12-9-2021

Existing

Proposed



view from Wayland Street looking northwest at site



SF Excelsior 014
Adjacent to 459 Somerset Street, San Francisco, CA
Photosims Produced on 12-9-2021

Existing

Proposed





Nicolas Huff, PE, Bureau Manager | Bureau of Street-Use & Mapping
nicolas.huff@sfdpw.org | T. 628.271.2000 | 49 South Van Ness Ave. 3rd Floor, San Francisco, CA 94103

最後裁定興建個人無線服務設施據點許可 之申請案的公告通知

日期:

申請案編號：**21WR-00109**

申請人姓名：**GTE Mobilnet of California, Limited Partnership (Verizon Wireless)**位置：
Somerset 街 459 號

公共工程署最終核准有關於在 Somerset 街 459 號由 **GTE Mobilnet of California, Limited Partnership (Verizon Wireless)** 所提交的鄰近區域，興建個人無線服務設施據點的上述申請案。

天線等設備將安裝之設備包括: 三 (3) 台 5G 天線和兩個設備外殼 (收音機、儀錶、斷開開關)。在此附上經核准的個人無線服務設施照片模擬資料圖。

公共工程已確定該申請滿足公共工程法規的適用要求。請參閱附件1以查看最終批准條件。

自本通知核發的十五 (15) 個曆日內，任何人都能向上訴委員會就本許可的核發提出上訴。上訴人或其代理人必須親自提起上訴。有關上訴程序的更多信息，請致電628-652-1150與上訴委員會聯繫，或 boardofappeals@sfgov.org。您也可以訪問 sfgov.org/bdappeal，以獲取有關提出申訴的說明以及有關申訴程序的一般信息。

上訴必須以下列一或多項觀點為立論基礎：

1. 公共衛生署錯誤判定申請案符合公共衛生法規遵循標準（參見公共工程署規章 § 1507(b)）。
2. 該應用程序不符合適用的兼容性標準，原因如下：
 - a. 規劃署錯誤判定申請案符合適用之相容性標準（參見公共工程署規章 § 1509(b)）。
3. 申請案不符合任何其他取得個人無線服務設施據點許可的要求。

如欲取得更多關於申請案與最終核准之資訊，您可透過 415-989-1102及 ycerrato@modusllc.com 與 Verizon Wireless 之 Yadira Cerrato 聯絡。詳情請洽詢舊金山公共工程署的電話：628-271-2000。

公共工程署無線計畫

附件1

舊金山公共工程署條件：

1. 本建議是以與描繪之圖例和／或照片模擬之精準情況為基礎。若安裝與所述情況有任何差異，一個新的應用應重新提交至相關各署，進一步進行審核和評估
2. 地錨拉線：請遵守所有開挖規章，以取得放置地錨拉線的必要許可。地錨拉線應避開十字路口交會區，但不限定於車道、路緣坡道。
3. 遵循聯邦、各州、地方法律之 ADA 規章規定。
4. 在完工時，應對街道使用和勘測製圖許可局提供一組安裝的建構照片。
5. 每年皆應維持一份有效的保險憑證，並將一份複本轉送給街道使用和勘測製圖許可局。

舊金山公共衛生署條件：

- 確保本天線之電線桿安裝相關之任何設備，在從最近居住建築物牆面至少三 (3) 英尺測量時，皆不得發出超過 45 dBA 之噪音。
- 確保距離 Ericsson 天線五 (5) 英尺範圍內，無任何公有用地。
- 一旦安裝天線之後，Verizon 就必須在天線以全功率運作的情況下執行射頻 (RF) 密度測量，確認在 Hammett 和 Edison 報告中的等級，並確保在任何公共空間中皆不得超過 FCC 公共空間曝露值。應在更新許可時重新進行本測量。
- Verizon 應知悉一般民眾可能會對其住所附近的任何天線和潛在射頻 (RF) 來源感到疑慮。Verizon 應在一般民眾要求時，在附近建築物放置檢測射頻 (RF) 密度等級之設施。
- 根據舊金山公共衛生署規章第 25 條第 1527 (a)(2)(C) 小節，Verizon 需負責對舊金山公共衛生署支付 \$210.00 美元之審核費用。

請注意，本核准和任何條件僅適用於本文所指涉之設備和安裝設施。若設備有任何變更或增加前述之有效輻射功率，就必須由公共衛生署實施新審核。

舊金山規劃署條件：

1. 種植和維護適當之街道樹木。
2. 天線，以及除看板之外之任何用來遮蔽的所有設備（外部導線、無線電中繼系統、用來遮蔽托架螺栓之遮罩 [如果需要的話] 和安裝設施），皆應漆上與電線桿同色之油漆，或視需要重新油漆。
3. 拆除任何可從人行道和住所看到之非政府法規規定以外的凸出設備看板和設備貼紙（包括無線電中繼系統／機櫃中的製造商標誌凹口內的填充物）。
4. 可使用最小型的射頻警告看板（4 x 6 吋），並儘可能在靠近天線的位置放置面朝向外面街道的警告貼紙。貼紙應面朝街道，但不面朝 15 英尺範圍內之附近窗戶。貼紙之背景色應與柱式安裝表面相符，而標誌及文字應為白色。
5. 應在適用法規和製造商設備標準之許可範圍內，儘可能緊密圍住疊架設備（不包括天線）。
6. 天線處之接合口和網罩組件區域之螺栓／螺絲，應以儘可能降低其從人行道上目測可見程度之方式製造及安裝（例如齊平式安裝螺絲）；
7. 不得使用任何明顯之閃光指示燈或類似設備。
8. 若使用新的地下機箱開鑿（圓拱），則不得損壞或去除花崗岩緣石。不得因為安裝設備，而在圓拱機箱蓋和主要人行道材質之間造成重大間隙。公共道路用地內的任何其他現有歷史建築體，皆應在安裝設備時予以維持和保護。在圓拱蓋上不得標示任何電信商標誌或電信商名稱。
9. 應拆除非必要的無線電中繼系統元件（把手和腳架）。
10. 安裝人員應安排規劃署人員審查初步安裝作業，藉以確保遵守上述所有條件（不論是由電線桿所有人或公共衛生署檢驗）。
11. 確保城市技術部門使用的Wi-Fi接入點和相關線路在安裝過程中不會受損（如果有）。
12. 若安裝與所述情況有任何差異，應重新提交至規劃署，進一步審核和評估。



Nicolas Huff, PE, Bureau Manager | Bureau of Street-Use & Mapping
nicolas.huff@sfdpw.org | T. 628.271.2000 | 49 South Van Ness Ave. 3rd Floor, San Francisco, CA 94103

AVISO DE DETERMINACIÓN FINAL PARA APROBAR LA INSTALACIÓN DE UN EMPLAZAMIENTO DE SERVICIO MÓVIL PERSONAL

Fecha:

No. de solicitud: 21WR-00109

Nombre del solicitante: GTE Mobilnet of California, Limited Partnership (Verizon Wireless)

Ubicación: 459 Somerset Street

Obras Públicas de San Francisco ha finalmente aprobado la solicitud de permiso para la instalación de un emplazamiento de servicio móvil personal antes mencionada en las proximidades de 459 Somerset Street presentada por **GTE Mobilnet de California, Limited Partnership (Verizon Wireless)**.

La antena y otros equipos que se instalará en esta ubicación incluye: 3 antenas 5G y cajas de equipamiento (radios, medidor y interruptor de desconexión). Se adjunta una simulación de la foto del emplazamiento de servicio móvil personal aprobado al presente documento.

Obras Públicas determinó que la solicitud cumplía con los requisitos correspondientes de la norma de Obras Públicas: Consulte el Anexo 1 para ver las condiciones de la aprobación final.

Dentro de los quince (15) días calendario de esta notificación, cualquier persona puede apelar la emisión de este permiso ante la Junta de Apelaciones. Las apelaciones deben realizarse por el apelante o por su agente. Por mayor información acerca del proceso de apelación, póngase en contacto con la Junta de Apelaciones al 628-652-1150 o boardofappeals@sfgov.org. **También puede visitar sfgov.org/bdappeal para obtener instrucciones sobre cómo presentar una apelación y para obtener información general sobre el proceso de apelación.**

La apelación debe basarse en uno o más de los siguientes motivos:

1. El Departamento de Salud Pública determinó incorrectamente que la solicitud cumple con la Norma de Cumplimiento de Salud Pública (consulte la Norma de Obras Públicas No. 1507(b)).
2. La solicitud no cumple con la Norma de Compatibilidad aplicable por la siguiente razón:
 - a. El Departamento de Planificación determinó incorrectamente que la solicitud cumple con la Norma de Compatibilidad aplicable (consulte la Norma de Obras Públicas No.1509(b)).
3. La solicitud no cumple con cualquier otro requisito para la obtención de un permiso de un emplazamiento de servicio móvil personal.

Para obtener información adicional sobre la apelación y la aprobación final, puede comunicarse con Yadira Cerrato de Verizon Wireless al 415-989-1102 o escribirle a ycerrato@modusllc.com. También puede comunicarse con Obras Públicas de San Francisco al 628-271-2000.

Programa inalámbrico de Servicios Públicos

Anexo 1

Condiciones de Servicios Públicos de San Francisco:

1. Esta determinación se basa en los dibujos y/o la simulación de la foto. Si la instalación difiere de dichas condiciones, se debe volver a enviar una nueva solicitud a los departamentos para su revisión y comentarios adicionales.
2. Rientas: Siga todas las normas de excavación para obtener los permisos necesarios para la colocación de las rientas. Las rientas deberán evitar cruzar zonas en conflicto, pero no quedan limitadas a las calzadas o a las rampas del cordón.
3. Cumpla con los requisitos de la norma ADA y las leyes federales, estatales y locales.
4. Al finalizar la obra, deberá proporcionar un conjunto de fotos de la instalación con la obra terminada a la Oficina de Permisos de la Oficina de uso de la calle y Cartografía.
5. Mantenga una certificación válida del seguro anual y envíele una copia a la Oficina de Permisos de la Oficina de uso de la calle y Cartografía.

Condiciones del Departamento de Salud Pública de San Francisco:

- Asegúrese de que todo equipo relacionado con la instalación del poste de esta antena no produzca un ruido superior a 45 dBA, medido a tres (3) pies de la fachada del edificio residencial más cercano.
- Asegúrese de que no haya zonas ocupadas públicamente dentro de los cinco (5) pies del frente de la antena Ericsson.
- Una vez instalada la antena, Verizon debe tomar medidas de densidad de potencia de radiofrecuencia (RF) con la antena funcionando a plena potencia para verificar el nivel reportado en el informe Hammett y Edison y para asegurar que no se exceda el nivel de exposición pública de la FCC en ningún área de acceso público. Esta medición debe realizarse nuevamente en el momento de la renovación del permiso.
- Verizon debe ser consciente de que el público en general puede tener inquietudes acerca de la antena y de la fuente potencial de RF cerca de sus viviendas. Verizon debe disponer de un procedimiento para la toma de los niveles de densidad de potencia de RF en las viviendas cercanas cuando sea solicitado por los miembros del público en general.
- De acuerdo con la Norma de Obras Públicas de San Francisco, Artículo 25, Sección 1527 (a) (2) (C) Verizon es responsable de pagar una cuota de \$ 210,00 al Departamento de Salud Pública de San Francisco para esta revisión.

Tenga en cuenta que esta aprobación y las condiciones se aplican sólo a los equipos y a la instalación como se describe. Si se realiza algún cambio en el equipo o se aumenta la potencia radiada efectiva indicada anteriormente, el Departamento de Salud Pública deberá realizar una nueva revisión.

Condiciones del Departamento de Planificación de San Francisco:

1. Plante y mantenga un árbol apropiado en la acera.
2. La antena, y todo el equipo (conducto externo, unidades de radio enlace, cegadores utilizados para cubrir los pernos de soporte [si fuera necesario], y los mecanismos de montaje); salvo la señalización, si se utiliza para detección, todos serán pintados del mismo color que el poste y repintados cuando sea necesario.
3. Remueva la señalización de los equipos elevados (incluyendo el rellenado de las muescas del logotipo del fabricante en las unidades de radioenlace/gabinetes) y pegatinas en equipos que puedan verse desde la acera y las viviendas, a menos que sea requerido por regulaciones gubernamentales.
4. Utilice la señalización de advertencia de RF más pequeña que se permita (4 x 6 pulgadas); y coloque la pegatina de advertencia apuntando hacia afuera, hacia la calle, lo más cercano a la antena como sea posible. La pegatina debe apuntar hacia el otro lado de la calle, cuando no esté frente a una ventana cercana dentro de los 15 pies. El color de fondo de la pegatina debe coincidir con el color de la superficie del poste de montaje; y el logotipo y el texto deben ser blancos.
5. Apile los gabinetes de los equipos (excepto la antena) tan cerca como sea permitido por las reglamentaciones correspondientes y las normas del fabricante de los equipos.
6. Las costuras y los pernos/tornillos en la antena y en el área de la cubierta deben estar fabricados e instalados de una manera tal que reduzca su visibilidad (por ejemplo, tornillos de montaje al ras) desde la acera.
7. No utilice ningún indicador luminoso intermitente visible o algo similar.
8. Las nuevas excavaciones para recintos por debajo del suelo (bóvedas), de utilizarse, no deberán dañar o eliminar cordones de granito. No deben quedar espacios importantes entre la tapa de la bóveda y el material primario de la acera causados por la instalación. Todos los elementos arquitectónicos históricos existentes dentro de la vía pública serán mantenidos y protegidos durante la instalación. No se puede colocar el logotipo ni el nombre de la compañía prestadora del servicio en la tapa de la bóveda.
9. Los elementos no esenciales de la unidad de radioenlace (manija y patas) deben ser eliminados.
10. El instalador se encargará de que el personal del Departamento de Planificación revise la instalación inicial, con el fin de garantizar el cumplimiento de las condiciones antes mencionadas (a pesar de las inspecciones realizadas por el propietario de los postes y del Departamento de Obras Públicas).
11. Verifique que los puntos de acceso de Wi-Fi y el cableado asociado utilizado por el Departamento de Tecnología de la Ciudad no sea dañado durante la instalación (si existe).
12. En caso de que la instalación varíe con respecto a dichas condiciones, deberá volver a presentar la solicitud al Departamento de Planificación para su posterior revisión y comentarios.



Nicolas Huff, PE, Bureau Manager | Bureau of Street-Use & Mapping
nicolas.huff@sfdpw.org | T. 628.271.2000 | 49 South Van Ness Ave. 3rd Floor, San Francisco, CA 94103

PAUNAWA NG PANGHULING PAGPAPASIYA UPANG APRUBAHAN ANG ISANG PERSONAL WIRELESS SERVICE FACILITY SITE PERMIT

Petsa:

Blg. ng Aplikasyon: 21WR-00109

Pangalan ng Aplikante: GTE Mobilnet of California, Limited Partnership (Verizon Wireless)

Lokasyon: 459 Somerset Street

Naprubahan sa wakas ng San Francisco Public Works ang Aplikasyon sa itaas para sa Permisong Personal na Wireless Service Facility Site malapit sa 459 Somerset Street isinumite ni **GTE Mobilnet of California, Limited Partnership (Verizon Wireless)**.

Ang antena at iba pang kagamitan na i-install sa lugar na ito ay kasama ang: 3 antena 5G at kagamitan enclosures (radios, metro, at idiskonekta switch). Naka-attach dito ang isang de-letratong simulation ng inaprubahang Personal Wireless Service Facility.

Pagawaing Bayan na natugunan ng Aplikasyon ang mga angkop na kinakailangan ng Kodigong Pagawaing Bayan: Mangyaring tingnan ang Attachment 1 upang matingnan ang mga kundisyon ng huling pag-apruba.

Sa loob ng (15) araw ng kalendaryo mula sa petsa ng abisong ito, maaaring i-apela ng sinumang tao sa Board of Appeals ang paglabas ng permisong ito. Kailangang isumite mismo ng apela o ng ahente ng humihingi ng apela ang mga apela. Para sa higit pang impormasyon tungkol sa proseso ng apela, mangyaring makipag-ugnayan mismo sa Konseho ng Pag-aapela sa 628-652-1150 o boardofappeals@sfgov.org. **Maaari mo ring bisitahin ang [sfgov.org/bdappeal](https://www.sfgov.org/bdappeal) para sa mga tagubilin tungkol sa pagsampa ng isang apela at para sa pangkalahatang impormasyon tungkol sa proseso ng pag-apela.**

Ang apela ay dapat na batay sa isa o higit pa sa mga sumusunod na dahilan:

1. Maling natukoy ng Kagawaran ng Pambalikong Kalusugan na ang Aplikasyon ay alinsunod sa Pamantayan ng Pagsunod sa Pampublikong Kalusugan (tinganan ang Kodigo ng Pagawaing Bayan § 1507(b)).
2. Aplikasyon hindi ang nalalapit na Pamantayan ng Pagkakatugma para sa mga sumusunod na kadahilanan:
 - a. Maling natukoy ng Kagawaran ng Pagpapalano na natutugunan ng Aplikasyon ang nalalapat na Pamantayan ng Pagkakatugma (tingnan ang Kodigo ng Pagawaing Bayan § 1509(b)).
3. Hindi naaayon ang Aplikasyon sa anumang kinakailangan para sa pagkuha ng isang Personal Wireless Service Facility Site Permit.

Upang makakuha ng karagdagang impormasyon tungkol sa Aplikasyon at final approval, makipag-ugnay kay Yadira Cerrato, kinatawan ng Verizon Wireless sa 415-989-1102 o ycerrato@modusllc.com. Maaari ka ring makipag-ugnayan kay San Francisco Pagawaing Bayan sa 628-271-2000.

Programang Wireless ng Pagawaing Bayan

Attachment 1

Mga Kondisyon ng Pagawaing Bayan ng San Francisco:

1. Ang pagpapasiya ito ay batay sa inilarawang mga guhit at/o de-letratong simulation. Kung iba man ang paglalagay mula sa mga nasabing kondisyon, isang bagong aplikasyon kailangan itong isumite muli sa (mga) Kagawaran para sa higit pang pagsusuri at puna.
2. Mga Down Guy: Sundin ang lahat ng kodigo sa paghuhukay upang makuha ang mga kinakailangang pahintulot para sa paglalagay ng mga down guy. Dapat iwasan ng down guy ang pagtawid sa mga di-akmang lugar kasama ang, ngunit hindi limitado sa, mga daanan ng sasakyan at mga ramp sa gilid ng bangketa.
3. Sumunod sa mga iniaatas ng kodigong ADA para sa mga Pederal na batas, batas ng Estado, o lokal na batas.
4. Sa pagtatapos ng trabaho, magbibigay ng isang set ng mga ginawang litrato ng installation para sa Bureau Street Use & Mapping Permit Office.
5. Magpanatili ng isang may bisang sertipikasyon ng kasiguraduhan taun-taon at magbigay ng isang kopya sa Opisina ng Pagpapahintulot ng Kawanihan ng Paggamit ng Kalsada at Pagmamapa.

Mga Kondisyon ng Kagawaran ng Pampublikong Kalusugan ng San Francisco:

- Tiyaking anumang kagamitang may kinalaman sa paglalagay ng poste ng antenang ito ay hindi gagawa ng ingay na lampas sa 45 dBA kapag sinukat sa layong tatlong (3) talampakan mula sa pinakamalapit na harapan ng residensyal na gusali.
- Siguruhin na walang mga okupadong pampublikong lugar na may layong lima (5) talampakan mula sa harapan ng antena Ericsson.
- Sa oras na mailagay ang antena, kinakailangang kumuha ang Verizon ng mga radio frequency (RF) na sukat ng power density habang ang antena ay ganap na tumatakbo nang buong lakas upang masuri ang antas na inulat sa ulat ng Hammett at Edison at upang matiyak na ang FCC na antas ng public exposure ay hindi higit sa anumang lugar na napupuntahan ng publiko. Kailangang kunin ulit ang sukat na ito sa oras ng pag-renew ng permiso.
- Kinakailangang alam ng Verizon na ang publiko ay maaaring may mga alalahanin tungkol sa antena at ang potensiyal na pagmumulan ng RF source na malapit sa kanilang mga tirahan. Ang Verizon ay kinakailangang may paraan sa pagkuha ng mga RF na antas ng power density sa mga kalapit na tirahan kung hiniling ng mga miyembro ng publiko.
- Alinsunod sa San Francisco Public Works Code, Art. 25, Sec. 1527 (a)(2)(C) Responsable ang Verizon sa pagbabayad ng halagang \$210.00 sa San Francisco Department of Public Health para sa rebisyong ito.

Pakitandaan na ang pag-aprubang ito at anumang kondisyon ay nalalapat lamang sa kagamitan at paglalagay tulad ng inilarawan. Kung may ginawang anumang pagbabago sa kagamitan o anumang pagtaas sa epektibong radiated power na inilarawan sa itaas, kailangang isagawa ng Kagawaran ng Pampublikong Kalusugan ang isang bagong pagsusuri.

Mga Kondisyon ng Kagawaran ng Pagpapalano ng San Francisco:

1. Magtanim at magpanatili ng naaakmang puno sa kalsada.
2. Ang antena at lahat ng kagamitan (panlabas na conduit, mga radio relay unit, mga blinder na ginagamit upang balutin ang mga bracket na trangka [kung kinakailangan], at mga mekanismo sa pagkakabit); maliban sa karatula, kung ginagamit para sa pagsasala, kinakailangang pinturahan ang lahat upang bumagay sa poste at muling pinturahan kung kinakailangan.
3. Alisin ang mga nakaangat na karatula ng kagamitan (kabilang ang pagpupuno sa mga manufacturer logo indentation sa mga radio relay unit/kabinet) at mga kagamitang decal na maaaring makita mula sa bangketa at tirahan, maliban kung iniaatas ng regulasyon ng gobyerno.
4. Gamitin ang pinakamaliit na RF na karatulang pangbabala na pinahihitulan (4 x 6 pulgada); at ilagay ang pangbabalang sticker nang nakaharap sa kalsada, sa isang lokasyong malapit sa antena, kung maaari. Kinakailangang nakaharap malayo sa kalsada ang sticker, kung hindi nakaharap sa isang kalapit na bintana sa loob ng 15 talampakan. Dapat tumugma ang background na kulay ng sticker sa surface na pinagkakabit nito sa poste; at ang logo at sulat ay dapat kulay puti.
5. Ang mga enclosure ng stack ng kagamitan (hindi kasama ang antena) ay maaaring magkalapit hanggat maaari ayon sa nalalapat na regulasyon at mga pamantayan sa kagamitan ng manufacturer.
6. Ang mga seam at trangka/turnilyo sa assembly area ng antena at pagbabalot ay kinakailangang gawin at ikabit sa paraang hindi nakikita ang mga ito (hal. mga flush mounting na turnilyo) mula sa lebel ng bangketa.
7. Huwag gumamit ng anumang nakikitang ilaw na flashing indicator o katulad nito.
8. Ang mga bagong enclosure excavation sa ilalim ng lupa (vault), kung ginamit, ay hindi dapat makasira o maalisa ang mga granite na curb. Walang kapansing-pansing siwang ang dapat malikha sa pagitan ng takip ng bakod ng vault at pangunahing materyal ng bangketa dahil sa paglalagay. Ang anumang iba pang umiiral na makasaysayang elementong arkitektural sa loob ng pampublikong right-of-way ay dapat panatilihin at protektahan sa panahon ng paglalagay. Walang maaaring ilagay na logo o pangalan ng carrier sa takip ng vault.
9. Ang mga hindi mahalagang radio relay unit element (hawakan at mga binti) ay tatanggalin.
10. Ang tagalagay ay kinakailangang ihanda ang mga tauhan ng Kagawaran ng Pagpapalano suriin ang unang paglalagay, upang matiyak ang pagsunod sa mga nabanggit na kondisyon (hindi kabilang mga inspeksyon ng may-ari ng poste at ang Kagawaran ng Pagawaing Bayan).
11. Siguraduhing ang mga Access Points ng Wi-Fi at mga kasamang wiring, na ginagamit ng City's Department of Technology, ay hindi masisira habang ini-install (kung meron).
12. Kung mag-iba man ang paglalagay mula sa mga nasabing kondisyon, muling isusumite ang aplikasyon sa Kagawaran ng Pagpapalano para sa higit pang pagsusuri at puna.

BRIEF(S) SUBMITTED BY RESPONDENT DEPARTMENT(S)



Nicolas Huff, PE, Bureau Manager | Bureau of Street-Use & Mapping
nicolas.huff@sfdpw.org | T. 628.271.2000 | 49 South Van Ness Ave. 3rd Floor, San Francisco, CA 94103

May 5, 2022

President Rick Swig
Vice President Ann Lazarus
Commissioner Darryl Honda
Commissioner Tina Chang
Commissioner Jose Lopez
City and County of San Francisco
Board of Appeals
49 South Van Ness, Suite 1475
San Francisco, CA 94103

Re: Appeal Nos. 22-019
Public Works Permit No. 21WR-00109

Dear President Swig, Vice President Lazarus, and Commissioners Honda, Chang and Lopez:

Public Works submits this response to Appeal No. 22-019 filed by appellant Carolyn Ghiorzo concerning Personal Wireless Service Facility Site Permit No. 21WR-00109 (“Permit”) issued to GTE Mobilnet of California, LP under Article 25 of the Public Works Code. The Permit authorized GTE Mobilnet to install a Personal Wireless Service Facility (“Wireless Facility”) on a utility pole in the public right-of-way in the vicinity of 459 Somerset Street.

Under Article 25, Public Works is authorized to issue Personal Wireless Service Facility Site Permits allowing the permittees to install Personal Wireless Service Facilities on existing utility poles. As required by Article 25, after GTE Mobilnet

submitted its application for Permit No. 21WR-00109 (“Application”), Public Works referred the Application to Planning Department and the Department of Public Health (“DPH”). The Planning Department found that the proposed Wireless Facility met the applicable Tier B Compatibility Standard and, therefore, recommended approval of the Application. (See Planning Department letter dated March 1, 2022 (Exhibit A).) DPH found that the proposed Wireless Facility would meet the Public Health Compliance Standard and recommended that Public Works approve the Application. (See Department of Public Health letter dated March 4, 2022 (Exhibit B).)

As a result, Public Works issued a Final Approval of the Application (Exhibit C). GTE Mobilnet then mailed and posted Notice of the Final Approval. (See Declaration of Mailing Re: Notice of Final Determination to Approve a Personal Wireless Service Facility Site Permit (Exhibit D); and Declaration of Posting Re: Notice of Final of Determination of Application for a Personal Wireless Service Facility Site Permit (Exhibit E).) Public Works then issued the Permit. (Public Works Permit No. 21WR-00109 (Exhibit F).)

Appellant did not file the required brief on April 21, 2022. In her Preliminary Statement for Appeal No. 22-109, however, she states the following grounds for her appeal: “I’m against this permit because it is by a school and right in front of a catholic church and these wireless antennas cause cancer.” As discussed below, concerns over the health effects of radio frequency (“RF”) emissions are not proper grounds for the Board of Appeals (“Board”) to grant her appeal.

I. THE DEPARTMENT OF PUBLIC HEALTH CORRECTLY FOUND THAT THE APPLICATION MEETS THE PUBLIC HEATH COMPLIANCE STANDARD

As Public Works has informed the Board before, Public Works cannot approve an application for a Personal Wireless Service Facility Site Permit unless DPH finds that the application meets the Public Health Compliance Standard. There are two components to the Public Health Compliance Standard. First, the applicant must show that “any potential human exposure to radio frequency emissions from a proposed Personal Wireless Service Facility described in an Application is within the [Federal Communications Commission] guidelines.” Second, the applicant must show that “noise at any time of the day or night from the proposed Personal Wireless Service Facility described in an Application is not greater than forty-five (45) dBA as measured at a distance three (3) feet from any residential building facade.”

Here, appellant has expressed concerns about RF emissions from the proposed Wireless Facility. Under federal law, Public Works cannot deny an application for a Personal Wireless Service Facility Site Permit based on concerns over RF emissions if the applicant shows that the RF emissions from the proposed Personal Wireless Service Facility would comply with RF emission regulations promulgated by the Federal Communications Commission (“FCC”). Federal law preempts state and local authority to impose their own RF emissions standards for wireless facilities. (See 47 U.S.C. § 332(c)(7)(B)(iv).) Consistent with federal law, under Article 25 Public Works cannot deny an application for a Personal Wireless Service Facility Site Permit if the applicant establishes that radio frequency emissions from its proposed Personal Wireless Service Facility will meet FCC standards. (See Public Works Code §§ 1511(b)(1), 1513(h)(1).)

In its de novo review of the Application, this Board must apply the same standard. (See Public Works Code § 1515(c).)

Here, GTE Mobilnet submitted proof that RF emissions from its proposed Wireless Facility would comply with FCC standards. GTE Mobilnet submitted a report dated December 23, 2021 from Hammett & Edison, Inc. (Exhibit G). In that report, Hammett & Edison finds as follows:

7. Describe the maximum cumulative predicted radio frequency energy level for any nearby publicly accessible building or area.

The maximum calculated level at any nearby building is 14% of the public exposure limit; this occurs at the adjacent church, about 16 feet away.

8. Report the estimated cumulative radio frequency fields for the proposed site at ground level.

For a person anywhere at ground, the maximum RF exposure level due to the proposed operation is calculated to be 0.0046 mW/cm², which is 0.46% of the applicable public exposure limit. Cumulative RF levels at ground level near the site are therefore estimated to be well below the applicable public limit.

9. Provide the maximum distance (in feet) the three dimensional perimeter of the radio frequency energy level equal to the public and occupational exposure limit is calculated to extend from the face of the antennas.

The three-dimensional perimeters of RF levels equal to the public and occupational exposure limits are calculated to extend up to less than 5 feet and 1 foot out from the antennas, respectively, and to much lesser distances above, below, and to the sides; these do not reach any publicly accessible areas.


DPH reviewed the Hammett & Edison report and agreed with its findings (see Exhibit B):

The maximum calculated exposure level at the ground level will not exceed 0.0046 mW/cm², which is 0.46% of the FCC public exposure standard. The three-dimensional perimeter of the radio frequency (RF) levels equal to the public exposure limit is 5 feet from the Ericsson antennas and does not reach any publicly accessible areas. The maximum calculated exposure level at the adjacent building is 14% of the FCC public limit, 16 feet away.

While appellant does not appear to question these findings, she still asks the Board to grant her appeal based on general concerns that there could be adverse health effects from RF emissions even when the emissions meet FCC guidelines. While Public Works appreciates appellant's concerns, as discussed above the Board cannot grant her appeal based on those concerns.

Public Works properly found that the Application complied with Article 25 and issued the Permit. The Board should affirm the Public Works determination to grant the Application and issue the Permit.

Very truly yours,

A handwritten signature in black ink, appearing to read "Gregory P. Slocum", written over a horizontal line.

Gregory P. Slocum

Commercial Permit Manager

cc: Carolyn Ghiorzo, Appellant
350 Burrows Street
San Francisco, CA, 94134

Melanie Sengupta, Attorney for GTE Mobilnet (m.sengupta@mallp.com)

Exhibit A: Planning Department Letter
dated March 1, 2022



Date: March 1, 2022
DPW Permit No.: 21WR-00109
Planning Case No.: **2022-000492MIS**
Project Address: **459 Somerset St - 21WR-00109**
Wood Pole owned by PG&E
Project Sponsor: Yadira Cerrato
Modus LLC
240 Stockton St, 3rd Fl
San Francisco, CA 94118

Staff Contact: Kalyani Agnihotri - 628-652-7454
Kalyani.Agnihotri@sfgov.org

Determination: Approval with Conditions

Department of Public Works Code Article 25 and Order No. 201,970 require review by the Planning Department to determine that the Application for a Tier A or Tier B Personal Wireless Service Facility Site Permit satisfies the applicable Tier A or Tier B Compatibility Standard. An Application for a Tier B Personal Wireless Service Facility Site Permit shall satisfy the Tier B Compatibility Standard for a Zoning and/or a Planning Protected Location. A proposed Personal Wireless Service Facility shall be consistent with the public health, safety, convenience, and general welfare and will not unreasonably affect, intrude upon or diminish any identified City resource.

Determination

The Planning Department determines that the proposed Personal Wireless Service Facility **WOULD NOT** significantly detract from the character of the adjacent residential/commercial/mixed-use Districts, Scenic Vistas; or potential and or known historic Buildings; Districts. The Planning Department recommends **APPROVAL WITH CONDITIONS** in conformance with architectural plans dated December 01, 2021 and photo simulations dated December 09, 2021 and associated with DPW Wireless Application No. 21WR-00109.

Findings

The proposed Tier B Personal Wireless Service Facility is to be located in the public right-of-way in a Zoning Protected Location, adjacent to 459 Somerset St, and on a street with **Average Street Views**.

The proposed Personal Wireless Service Facility is, on balance, consistent with Article 25 of the Public Works Code and the Objectives and Policies of the General Plan, as follows:

- I. The proposed Personal Wireless Service Facility would not significantly detract from any of the defining characteristics of the Residential or Neighborhood Commercial zoning district. This site is located within the RH-1 zoning district.

The proposed Verizon personal wireless service facility would be situated within the RH-1 (Residential-House, One Family) district. The RH-1 District is intended to recognize, protect, conserve and enhance areas characterized by dwellings in the form of houses, usually with one, two or three units with separate entrances, and limited scale in terms of building width and height. Such areas tend to have similarity of building styles and predominantly contain large units suitable for family occupancy, considerable open space, and limited nonresidential uses.

Planning has determined that the proposed Verizon personal wireless service facility is designed in a streamlined manner, as proposed it will be located on an existing light pole which would not significantly detract from any of the defining characteristics of the non-historic resource, average street view RH-1 (Residential-House, One Family) district.

General Plan Compliance:

I. URBAN DESIGN ELEMENT

The Urban Design Element concerns the physical character and order of the city, and the relationship between people and their environment. The Urban Design Element is concerned both with development and with preservation. It is a concerted effort to recognize the positive attributes of the city, to enhance and conserve those attributes and to improve the living environment where it is less than satisfactory. The Plan is a definition of quality, a definition based upon human needs.

OBJECTIVE 1

EMPHASIS OF THE CHARACTERISTIC PATTERN WHICH GIVES TO THE CITY AND ITS NEIGHBORHOODS AN IMAGE, A SENSE OF PURPOSE, AND A MEANS OF ORIENTATION.

Policy 1.1

Recognize and protect major views in the city, with particular attention to those of open space and water.

OBJECTIVE 2

CONSERVATION OF RESOURCES WHICH PROVIDE A SENSE OF NATURE, CONTINUITY WITH THE PAST, AND FREEDOM FROM OVERCROWDING.

Policy 2.9

Review proposals for the giving up of street areas in terms of all the public values that streets afford.

OBJECTIVE 4

IMPROVEMENT OF THE NEIGHBORHOOD ENVIRONMENT TO INCREASE PERSONAL SAFETY, COMFORT, PRIDE AND OPPORTUNITY.

Policy 4.14

Remove and obscure distracting and cluttering elements.

The project has been designed to reduce, to the best extent possible, the blocking or other impairment of pleasing street views, and preserves an important characteristic of the unique setting and quality of the city.

The project has been designed to maintain, to the best extent possible, views from streets which can provide a means for orientation and preserves the ability for an observer to perceive the City and its districts clearly.

II. TRANSPORTATION ELEMENT

The Transportation Element concerns pedestrian movement in the city as to ensure the city is safe, convenient, and pleasant as pedestrian travel is an important component of the transportation system. The close-knit fabric of San Francisco, in junction with the dramatic hills and sweeping vistas, makes walking an ideal mode for exploring and moving about the city. The sidewalk is a shared space and provides a strong sense of the overall image of the city.

OBJECTIVE 23

IMPROVE THE CITY'S PEDESTRIAN CIRCULATION SYSTEM TO PROVIDE FOR EFFICIENT, PLEASANT, AND SAFE MOVEMENT.

Policy 23.5

Establish and enforce a set of sidewalk zones that provides guidance for the location of all pedestrian and streetscape elements, maintains sufficient unobstructed width for passage of people, strollers and wheelchairs, consolidates raised elements in distinct areas to activate the pedestrian environment, and allows sufficient access to buildings, vehicles, and streetscape amenities.

The project has been designed to maintain at least four (4) feet unobstructed width for pedestrian passage as outlined in the Pedestrian Network Streets and Design Guidelines of the Transportation Element.

OBJECTIVE 24

IMPROVE THE AMBIENCE OF THE PEDESTRIAN ENVIRONMENT.

Policy 24.4

Preserve pedestrian-oriented building frontages.

The project has been designed as a minimally-visible facility to be attached to an existing light/utility pole extant in the public sidewalk. The facility components are designed as an extension to the pole and equipment boxes, with requirements to be painted or shrouded to match the pole further reducing their visibility and any conflicts with the building frontages within the RH-1 district.

Conditions:

1. Plant and maintain an appropriate street tree.
2. Antenna, and all equipment (external conduit, radio relay units, blinders used to shroud bracket bolts [if needed], and mounting mechanisms); except signage, if used for screening, shall all be painted to match the

pole and repainted as needed.

3. Remove raised equipment signage (including filling in manufacturer logo indentations on radio relay units/cabinets) and equipment decals that may be visible from sidewalk and dwellings, unless required by government regulation.
4. Utilize smallest RF warning signage allowed (4 x 6 inches); and place the warning sticker facing out toward street, at a location as close to antenna as is feasible. Sticker shall face away from street, when not facing a nearby window within 15 feet. Background color of sticker shall match the pole-mounting surface; and logo and text shall be white.
5. Stack equipment enclosures (not including antenna) as close as allowed by applicable regulation and manufacturer equipment standards.
6. Seams and bolts/screws at antenna and shroud assembly area shall be fabricated and installed in a manner so as to reduce their visibility (e.g. flush mounting screws) from sidewalk level.
7. Not utilize any visible flashing indicator lights or similar.
8. New below ground enclosure excavations (vault), if utilized, shall not damage or remove granite curbs. No significant gaps shall be created between vault enclosure lid and primary sidewalk material due to installation. Any other existing historic architectural elements within the public right-of-way shall be retained and protected during installation. No carrier logo or carrier name may be placed on the vault lid.
9. Non-essential radio relay unit elements (handle and legs) shall be removed.
10. The installer shall arrange to have Planning Department staff review the initial installation, in order to ensure compliance with the aforementioned conditions (notwithstanding inspections by pole owner and Department of Public Works).
11. Ensure Wi-Fi Access Points and associated wiring, utilized by the City's Department of Technology, are not damaged during installation (if present).
12. Should the installation vary from said conditions, the application shall be resubmitted to the Planning Department for further review and comment.

Sincerely,

Kalyani Agnihotri

Kalyani Agnihotri
Planner I

Exhibit B: Department of Public Health letter
dated March 4, 2022



City and County of San Francisco
DEPARTMENT OF PUBLIC HEALTH
ENVIRONMENTAL HEALTH SECTION

London N. Breed, Mayor
Grant Colfax, MD, Director of Health
Patrick Fosdahl, REHS, MS, Director of
Environmental Health

March 4, 2022

TO: Leo Palacios, Dept. of Public Works, Bureau of Street Use and Mapping
FROM: Arthur Duque, Dept. Of Public Health, Environmental Health Branch *AD*
RE: Pole Mounted Antennas, (3) Ericsson 6701 antennas

<u>Location:</u>	<u>DPW Application:</u>	<u>Node#</u>
459 Somerset St.	21WR-00109	454191 "EXCELSIOR_014"

As requested, I have reviewed the documentation that you and Verizon have provided to me regarding the proposed installation of (3) Ericsson 6701 antennas, on a utility pole or similar structures located at the above listed location in the City and County of San Francisco.

This review includes December 23, 2021 radio frequency energy report prepared by Hammett and Edison Inc. for this site. The report states that (3) Ericsson 6701 antennas will be mounted on a utility pole near the location listed above. The Ericsson antennas will be 22½ feet above ground level and points in the east, south, and northwest directions along Somerset St. Due to the mounting location, the antenna would not be accessible to the general public.

The maximum effective radiated power from this antenna is estimated to be 343 watts.

The maximum calculated exposure level at the ground level will not exceed 0.0046 mW/cm², which is 0.46% of the FCC public exposure standard. The three-dimensional perimeter of the radio frequency (RF) levels equal to the public exposure limit is 5 feet from the Ericsson antennas and does not reach any publicly accessible areas. The maximum calculated exposure level at the adjacent building is 14% of the FCC public limit, 16 feet away.

Based on the information provided in the Hammett and Edison report, I would agree that these Ericsson antennas, utility pole installation would be in compliance with the FCC standards and would not produce radio frequency energy exceeding the FCC public exposure limits.

In addition, a noise evaluation was done on the combination of equipment assumed to be installed at this location which was prepared by Hammett & Edison and was dated December 23, 2021. This evaluation found that the installation of the equipment would be in compliance with the noise standards as outlined in the DPW Code, Article 25.

Approval Conditions:

- Ensure that any equipment associated with the pole installation of this antenna does not produce a noise in excess of 45 dBA as measured at three (3) feet from the nearest residential building façade.
- Ensure that there are no publicly occupied areas within five (5) feet from the face of the Ericsson antennas.
- Once the antenna is installed, Verizon must take radio frequency (RF) power density measurements with the antenna operating at full power to verify the level reported in the Hammett and Edison report and to ensure that the FCC public exposure level is not exceeded in any publicly accessible area. This measurement must be taken again at the time of the permit renewal.
- Verizon should be aware that the general public may have concerns about the antenna and potential RF source near their dwellings. Verizon should have in place a procedure for taking RF power density levels in nearby dwellings when requested by the members of the general public.
- In accordance with the San Francisco Public Works Code, Art. 25, Sec. 1527 (a)(2)(C) Verizon is responsible for paying a fee of \$210.00 to the San Francisco Department of Public Health for this review.

Please note that this approval and any conditions apply only to the equipment and installation as described. If any changes in the equipment or any increase in the effective radiated power described above are made, a new review by the Department of Public Health must be conducted.

Exhibit C: Final Approval of Application



Nicolas Huff, PE, Bureau Manager | Bureau of Street-Use & Mapping
nicolas.huff@sfdpw.org | T. 628.271.2000 | 49 South Van Ness Ave. 3rd Floor, San Francisco, CA 94103

NOTICE OF FINAL DETERMINATION TO APPROVE A PERSONAL WIRELESS SERVICE FACILITY SITE PERMIT

Date:

Application No.: 21WR-00109

Applicant Name: GTE Mobilnet of California, Limited Partnership (Verizon Wireless)

Location: 459 SOMERSET ST

San Francisco Public Works has finally approved the above-referenced Application for a Personal Wireless Service Facility Site Permit in the vicinity of 459 SOMERSET ST submitted by **GTE Mobilnet of California, Limited Partnership (Verizon Wireless)**.

The antenna and other equipments to be installed at this location include: Three (3) 5G antennas and equipment enclosures (meter and disconnect switch).. A photo-simulation of the approved Personal Wireless Service Facility is attached.

Public Works has made a determination that the Application satisfied the applicable requirements of the Public Works Code. Please see Attachment 1 to view the final approval's condition(s).

Within fifteen (15) calendar days of this notice, any person may appeal the issuance of this permit to the Board of Appeals. Appeals must be filed by either the appellant or the appellant's agent. For further information regarding the appeal process, please contact the Board of Appeals at 628-652-1150 or boardofappeals@sfgov.org. **You may also visit [sfgov.org/bdappeal](https://www.sfgov.org/bdappeal) for instructions concerning filing an appeal and for general information concerning the appeals process.**

An appeal must be based on one or more of the following grounds:

1. The Department of Public Health incorrectly determined that the Application complies with the Public Health Compliance Standard (Public Works Code § 1507(b)).

2. The Application does not meet the applicable Compatibility Standard for the following reason(s):
 - a. The Planning Department incorrectly determined that the Application meets the applicable Compatibility Standard (see Public Works Code § 1509(b)).
3. The Application does not comply with any other requirement for obtaining a Personal Wireless Service Facility Site Permit.

To obtain additional information concerning the Application and final approval you may contact Yadira Cerrato of Verizon Wireless at 415-989-1102 or ycerrato@modusllc.com. You may also contact San Francisco Public Works at 628-271-2000.

Public Works Wireless Program

Attachment 1

San Francisco Public Works Conditions:

1. This determination is based on the depicted drawings and/or photo simulation. Should the installation vary from said conditions, a new application should be resubmitted to Department(s) for further review and comment.
2. Down Guys: Follow all excavation codes to obtain the necessary permits for placement of down guys. Down guy shall avoid crossing conflicting areas but not limited to driveways, curb ramps.
3. Comply with ADA code requirements for Federal, State, local laws.
4. At the conclusion of the work, provide a set of as built photos of the installation to the Bureau Street-use & Mapping Permit Office.
5. Maintain a valid certification of insurance annually and forward a copy to the Bureau Street-use & Mapping Permit Office.

San Francisco Department of Public Health Conditions:

- Ensure that any equipment associated with the pole installation of this antenna does not produce a noise in excess of 45 dBA as measured at three (3) feet from the nearest residential building façade.
- Ensure that there are no publicly occupied areas within five (5) feet from the face of the Ericsson antennas.
- Once the antenna is installed, Verizon must take radio frequency (RF) power density measurements with the antenna operating at full power to verify the level reported in the Hammett and Edison report and to ensure that the FCC public exposure level is not exceeded in any publicly accessible area. This measurement must be taken again at the time of the permit renewal.
- Verizon should be aware that the general public may have concerns about the antenna and potential RF source near their dwellings. Verizon should have in place a procedure for taking RF power density levels in nearby dwellings when requested by the members of the general public.
- In accordance with the San Francisco Public Works Code, Art. 25, Sec. 1527 (a)(2)(C) Verizon is responsible for paying a fee of \$210.00 to the San Francisco Department of Public Health for this review.

Please note that this approval and any conditions apply only to the equipment and installation as described. If any changes in the equipment or any increase in the effective radiated power described above are made, a new review by the Department of Public Health must be conducted.

San Francisco Planning Department Conditions:

1. Plant and maintain an appropriate street tree.

2. Antenna, and all equipment (external conduit, radio relay units, blinders used to shroud bracket bolts [if needed], and mounting mechanisms); except signage, if used for screening, shall all be painted to match the pole and repainted as needed.
3. Remove raised equipment signage (including filling in manufacturer logo indentations on radio relay units/cabinets) and equipment decals that may be visible from sidewalk and dwellings, unless required by government regulation.
4. Utilize smallest RF warning signage allowed (4 x 6 inches); and place the warning sticker facing out toward street, at a location as close to antenna as is feasible. Sticker shall face away from street, when not facing a nearby window within 15 feet. Background color of sticker shall match the pole-mounting surface; and logo and text shall be white.
5. Stack equipment enclosures (not including antenna) as close as allowed by applicable regulation and manufacturer equipment standards.
6. Seams and bolts/screws at antenna and shroud assembly area shall be fabricated and installed in a manner so as to reduce their visibility (e.g. flush mounting screws) from sidewalk level.
7. Not utilize any visible flashing indicator lights or similar.
8. New below ground enclosure excavations (vault), if utilized, shall not damage or remove granite curbs. No significant gaps shall be created between vault enclosure lid and primary sidewalk material due to installation. Any other existing historic architectural elements within the public right-of-way shall be retained and protected during installation. No carrier logo or carrier name may be placed on the vault lid.
9. Non-essential radio relay unit elements (handle and legs) shall be removed.
10. The installer shall arrange to have Planning Department staff review the initial installation, in order to ensure compliance with the aforementioned conditions (notwithstanding inspections by pole owner and Department of Public Works).
11. Ensure Wi-Fi Access Points and associated wiring, utilized by the City's Department of Technology, are not damaged during installation (if present).
12. Should the installation vary from said conditions, the application shall be resubmitted to the Planning Department for further review and comment.

Exhibit D: Declaration of Mailing Re: Notice of
Final Determination to Approve a Personal
Wireless Service Facility Site Permit




APN	NAME	ADDRESS	CITY	STATE	ZIP
6045 -002	CHAU PETER	1051 FELTON ST	SAN FRANCISCO	CA	94134-1355
6052 -020	VILLEGAS ARTHUR L	11 DUNSMUIR ST	SAN FRANCISCO	CA	94134-1111
6052 -024	ROVETTI RICHARD A	116 MADRONE AVE	SAN FRANCISCO	CA	94127-1318
6053 -006	HIERRO JUDITH E	130 YALE ST	SAN FRANCISCO	CA	94134-1316
6044 -007, 007A, 008A, 6045-002G, 019	ARCHDIOCESE OF S	1301 POST ST STE 102	SAN FRANCISCO	CA	94109-6667
6053 -027	CHEUNG HAYWOOD H L	170 VENUS ST	SAN FRANCISCO	CA	94124-2543
6052 -002	LI JIM J L	33 EL BONITO WAY	MILLBRAE	CA	94030-2224
6052 -022	ASSERETO JOAN D	337 PRINCETON ST	SAN FRANCISCO	CA	94134-1613
6046 -018	LIU LI XING	350 WAYLAND ST	SAN FRANCISCO	CA	94134-1730
6044 -003	RESIDENT	414 SOMERSET ST	SAN FRANCISCO	CA	94134
6045 -002	RESIDENT	418 GOETTINGEN ST	SAN FRANCISCO	CA	94134
6045 -011	OROPEZA MOISES	419 SOMERSET ST	SAN FRANCISCO	CA	94134-1723
6044 -004	TRAM TERESA TOY	420 SOMERSET ST	SAN FRANCISCO	CA	94134-1724
6045 -002B	SPITERI PATRICIA L	424 GOETTINGEN ST	SAN FRANCISCO	CA	94134-1720
6044 -005	CHEN WELLINGTON Y	424 SOMERSET ST	SAN FRANCISCO	CA	94134-1724
6045 -010	WONG ON	425 SOMERSET ST	SAN FRANCISCO	CA	94134-1723
6052 -025	RESIDENT	425 WAYLAND ST	SAN FRANCISCO	CA	94134
6045 -002C	LI CHEZ KAY	430 GOETTINGEN ST	SAN FRANCISCO	CA	94134-1720
6044 -006	CLEVENGER CHRISTOPHER P	430 SOMERSET ST	SAN FRANCISCO	CA	94134-1724
6045 -009	PHAN PETER	431 SOMERSET ST	SAN FRANCISCO	CA	94134-1723
6052 -024	RESIDENT	433 WAYLAND ST	SAN FRANCISCO	CA	94134
6045 -002D	RESIDENT	436 GOETTINGEN ST	SAN FRANCISCO	CA	94134
6045 -008	WEI LING	437 SOMERSET ST	SAN FRANCISCO	CA	94134-1723
6045 -002E	FANG GUO CHI	442 GOETTINGEN ST	SAN FRANCISCO	CA	94134-1720
6045 -007	HAN JOHNSON YUAN SHENG	445 SOMERSET ST	SAN FRANCISCO	CA	94134-1723
6052 -023	ZARICH ENNIO JOSEPH	445 WAYLAND ST	SAN FRANCISCO	CA	94134-1752
6045 -002F	NGAI LU FAMILY REVOCABLE TRUST	448 GOETTINGEN ST	SAN FRANCISCO	CA	94134-1720
6044 -008A	BUSINESS OWNER	449 HOLYOKE ST	SAN FRANCISCO	CA	94134
6044 -007	BUSINESS OWNER	450 SOMERSET ST	SAN FRANCISCO	CA	94134
6045 -006	MUNSON NICHOLAS	451 SOMERSET ST	SAN FRANCISCO	CA	94134-1723
6045 -002G	RESIDENT	454 GOETTINGEN ST	SAN FRANCISCO	CA	94134
6045 -018	ZHANG ZEN ZHEN	457 SOMERSET ST	SAN FRANCISCO	CA	94134-1723
6046 -018A	CRUZ DINORA	477 GOETTINGEN ST	SAN FRANCISCO	CA	94134-1719
6052 -001	GUO WEICHAO	500 GOETTINGEN ST	SAN FRANCISCO	CA	94134-1722
6051 -010A	LEE RONALD M	501 GOETTINGEN ST	SAN FRANCISCO	CA	94134-1721
6053 -001	BUDESA KRISTA M	501 WAYLAND ST	SAN FRANCISCO	CA	94134-1740
6052 -001A	CHEN JIAN HE	508 GOETTINGEN ST	SAN FRANCISCO	CA	94134-1722
6053 -002	HUANG ALVIN QI XUAN	508 SOMERSET ST	SAN FRANCISCO	CA	94134-1739
6053 -034	ZHEN QIAN RUI	509 HOLYOKE ST	SAN FRANCISCO	CA	94134-1736
6052 -022	RESIDENT	509 SOMERSET ST	SAN FRANCISCO	CA	94134
6052 -001B	HU QIA RENG	514 GOETTINGEN ST	SAN FRANCISCO	CA	94134-1722
6053 -003	JORDAN II GD TRUST	514 SOMERSET ST	SAN FRANCISCO	CA	94134-1739
6053 -033	RESIDENT	515 HOLYOKE ST	SAN FRANCISCO	CA	94134
6052 -021	OROZCO GILBERTO ANTONIO	515 SOMERSET ST	SAN FRANCISCO	CA	94134-1738
6053 -033	HERRERA ALICIA	515 WOOLSEY ST	SAN FRANCISCO	CA	94134-1954
6052 -001C	RESIDENT	520 GOETTINGEN ST	SAN FRANCISCO	CA	94134

6053 -004	RESIDENT	520 SOMERSET ST	SAN FRANCISCO CA	94134
6053 -032	LAM JAY YUAN	521 HOLYOKE ST	SAN FRANCISCO CA	94134-1736
6052 -020	RESIDENT	521 SOMERSET ST	SAN FRANCISCO CA	94134
6053 -038	WONG HELEN K	521 WAYLAND ST	SAN FRANCISCO CA	94134-1740
6052 -002	RESIDENT	526 GOETTINGEN ST	SAN FRANCISCO CA	94134
6053 -005	WU MIN JIN	526 SOMERSET ST	SAN FRANCISCO CA	94134-1739
6053 -031	KONG KENNETH W	527 HOLYOKE ST	SAN FRANCISCO CA	94134-1736
6052 -019	NGUYEN ROBERT	527 SOMERSET ST	SAN FRANCISCO CA	94134-1738
6053 -037	HAYDEN ERIKA CHECK	527 WAYLAND ST	SAN FRANCISCO CA	94134-1740
6052 -002A	LEE RICHARD Y	532 GOETTINGEN ST	SAN FRANCISCO CA	94134-1722
6053 -006	RESIDENT	532 SOMERSET ST	SAN FRANCISCO CA	94134
6053 -030	HU JENNY Z	533 HOLYOKE ST	SAN FRANCISCO CA	94134-1736
6052 -018	RESIDENT	533 SOMERSET ST	SAN FRANCISCO CA	94134
6053 -036	YEUNG WAI KWAN	533 WAYLAND ST	SAN FRANCISCO CA	94134-1740
6052 -002B	ZHANG WEI QIANG	538 GOETTINGEN ST	SAN FRANCISCO CA	94134-1722
6053 -007	FORTUNATO & BEATRIZ ALVAREZ FM	538 SOMERSET ST	SAN FRANCISCO CA	94134-1739
6053 -029	CHEN DAXI	539 HOLYOKE ST	SAN FRANCISCO CA	94134-1736
6052 -017	TSUI HANK	539 SOMERSET ST	SAN FRANCISCO CA	94134-1738
6045 -002D	DE LA TORRE ANA MARIA	54 HALE ST	SAN FRANCISCO CA	94134-1212
6052 -016, 018	HU PAUL X	543 SOMERSET ST	SAN FRANCISCO CA	94134-1738
6052 -002C	TAT CAM	544 GOETTINGEN ST	SAN FRANCISCO CA	94134-1722
6053 -008	RESIDENT	544 SOMERSET ST	SAN FRANCISCO CA	94134
6053 -028	WONG DAVID	545 HOLYOKE ST	SAN FRANCISCO CA	94134-1736
6053 -035	KIELIAN GREGORY S	545 WAYLAND ST	SAN FRANCISCO CA	94134-1740
6052 -015	PAYNE FONG TRUST	549 SOMERSET ST	SAN FRANCISCO CA	94134-1738
6053 -009	YEE DARRYL	550 SOMERSET ST	SAN FRANCISCO CA	94134-1739
6053 -027	RESIDENT	551 HOLYOKE ST	SAN FRANCISCO CA	94134
6052 -003	MORA CONSUELO LOPEZ	552 GOETTINGEN ST	SAN FRANCISCO CA	94134-1722
6052 -004	FONTANILLA ARTURO B	554 GOETTINGEN ST	SAN FRANCISCO CA	94134-1722
6052 -014A	LEE SIMON	555 SOMERSET ST	SAN FRANCISCO CA	94134-1738
6053 -010	RESIDENT	556 SOMERSET ST	SAN FRANCISCO CA	94134
6052 -014	LEUNG TAKPING	561 SOMERSET ST	SAN FRANCISCO CA	94134-1738
6052 -025	SWINKELS ALAN HARRY	5620 SPURFLOWER DR	AUSTIN TX	78759-7160
6053 -004	LONDERO GEORGE	7648 MILLPORT DR	ROSEVILLE CA	95678-2913
6052 -001C	XIE XUAN DI	819 JUDAH ST	SAN FRANCISCO CA	94122-2115
6053 -010	TAN SAMUEL JUNJIE	892 PERALTA AVE	SAN FRANCISCO CA	94110-6230
6044 -003	YU JUN MING	901 HURON AVE	SAN FRANCISCO CA	94112-4025
6053 -008	FRANCO JOHN C	977 ALISON CIR	LIVERMORE CA	94550-8110
Excelsior District Improvement Association	Mel Flores	P.O. Box 12005	San Francisco CA	94112
OneBayview	Anietie Ekanem	5800 3rd Street #1320	San Francisco CA	94124
People Organizing to Demand Environmental and Economic Rights (PODER)	Antonio Diaz	474 Valencia Street #125	San Francisco CA	94103
Sherwin Williams	Francesca Panullo	1415 Ocean Ave	San Francisco CA	94112
New Mission Terrace Improvement Association (NMTIA)	David Hooper	P.O. Box 12111	San Francisco CA	94112
Outer Mission Residents Association	Joelle Kenealey	P. O. Box 34426	San Francisco CA	94134
Board of Supervisors	Hilary Ronan	1 Dr. Carlton B Goodlett Place, Room #244	San Francisco CA	94102-4689
Board of Supervisors	Shaman Waltom	1 Dr. Carlton B Goodlett Place, Room #282	San Francisco CA	94102-4689
Board of Supervisors	Ahsha Safai	1 Dr. Carlton B Goodlett Place, Room #256	San Francisco CA	94102-4689

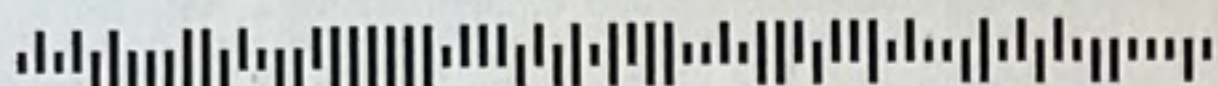
Modus LLC c/o Verizon Wireless
240 Stockton St, 3rd Floor
San Francisco, CA 94108



\$0.730
US POSTAGE
FIRST-CLASS
FROM 92614
MAR 09 2022
stamps
endicia



062S0010639684




Excelsior 014

BOARD OF SUPERVISORS
Shaman Waltom
1 DR CARLTON B GOODLETT PL STE 282
SAN FRANCISCO CA 94102-4689

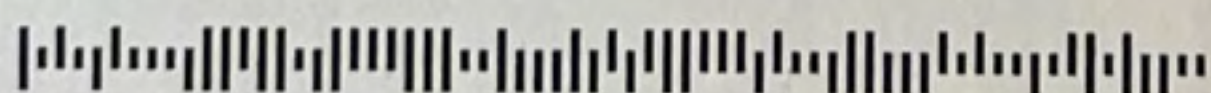
Verizon Wireless – Notice of Final Determination of Personal Wireless Services Facility Site Permit
Dated Material – Please Open Immediately

Modus LLC c/o Verizon Wireless
240 Stockton St, 3rd Floor
San Francisco, CA 94108



\$0.730
US POSTAGE
FIRST-CLASS
FROM 92614
MAR 09 2022
stamps
endicia

062S0010639684



Excelsior 014

BOARD OF SUPERVISORS
Ahsha Safai
1 DR CARLTON B GOODLETT PL STE 256
SAN FRANCISCO CA 94102-4689

Verizon Wireless – Notice of Final Determination of Personal Wireless Services Facility Site Permit
Dated Material – Please Open Immediately

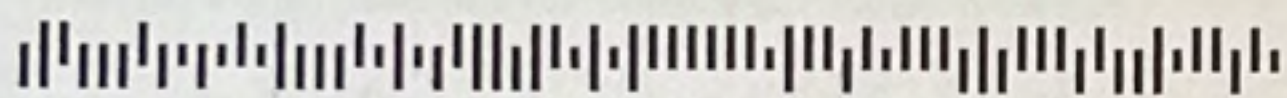
Modus LLC c/o Verizon Wireless
240 Stockton St, 3rd Floor
San Francisco, CA 94108



\$0.730
US POSTAGE
FIRST-CLASS
FROM 92614
MAR 09 2022
stamps
endicia



062S0010639684



BOARD OF SUPERVISORS
Hilary Ronan
1 DR CARLTON B GOODLETT PL STE 244
SAN FRANCISCO CA 94102-4689

Excelsior 014

Verizon Wireless – Notice of Final Determination of Personal Wireless Services Facility Site Permit
Dated Material – Please Open Immediately





Nicolas Huff, PE, Bureau Manager | Bureau of Street-Use & Mapping
nicolas.huff@sfdpw.org | T. 628.271.2000 | 49 South Van Ness Ave. 3rd Floor, San Francisco, CA 94103

NOTICE OF FINAL DETERMINATION TO APPROVE A PERSONAL WIRELESS SERVICE FACILITY SITE PERMIT

Date: **3/9/2022**

Application No.: 21WR-00109

Applicant Name: GTE Mobilnet of California, Limited Partnership (Verizon Wireless)

Location: 459 SOMERSET ST

San Francisco Public Works has finally approved the above-referenced Application for a Personal Wireless Service Facility Site Permit in the vicinity of 459 SOMERSET ST submitted by **GTE Mobilnet of California, Limited Partnership (Verizon Wireless)**.

The antenna and other equipments to be installed at this location include: Three (3) 5G antennas and equipment enclosures (meter and disconnect switch).. A photo-simulation of the approved Personal Wireless Service Facility is attached.

Public Works has made a determination that the Application satisfied the applicable requirements of the Public Works Code. Please see Attachment 1 to view the final approval's condition(s).

Within fifteen (15) calendar days of this notice, any person may appeal the issuance of this permit to the Board of Appeals. Appeals must be filed by either the appellant or the appellant's agent. For further information regarding the appeal process, please contact the Board of Appeals at 628-652-1150 or boardofappeals@sfgov.org. **You may also visit [sfgov.org/bdappeal](https://www.sfgov.org/bdappeal) for instructions concerning filing an appeal and for general information concerning the appeals process.**

An appeal must be based on one or more of the following grounds:

1. The Department of Public Health incorrectly determined that the Application complies with the Public Health Compliance Standard (Public Works Code § 1507(b)).

2. The Application does not meet the applicable Compatibility Standard for the following reason(s):
 - a. The Planning Department incorrectly determined that the Application meets the applicable Compatibility Standard (see Public Works Code § 1509(b)).
3. The Application does not comply with any other requirement for obtaining a Personal Wireless Service Facility Site Permit.

To obtain additional information concerning the Application and final approval you may contact Yadira Cerrato of Verizon Wireless at 415-989-1102 or ycerrato@modusllc.com. You may also contact San Francisco Public Works at 628-271-2000.

Public Works Wireless Program

Attachment 1

San Francisco Public Works Conditions:

1. This determination is based on the depicted drawings and/or photo simulation. Should the installation vary from said conditions, a new application should be resubmitted to Department(s) for further review and comment.
2. Down Guys: Follow all excavation codes to obtain the necessary permits for placement of down guys. Down guy shall avoid crossing conflicting areas but not limited to driveways, curb ramps.
3. Comply with ADA code requirements for Federal, State, local laws.
4. At the conclusion of the work, provide a set of as built photos of the installation to the Bureau Street-use & Mapping Permit Office.
5. Maintain a valid certification of insurance annually and forward a copy to the Bureau Street-use & Mapping Permit Office.

San Francisco Department of Public Health Conditions:

- Ensure that any equipment associated with the pole installation of this antenna does not produce a noise in excess of 45 dBA as measured at three (3) feet from the nearest residential building façade.
- Ensure that there are no publicly occupied areas within five (5) feet from the face of the Ericsson antennas.
- Once the antenna is installed, Verizon must take radio frequency (RF) power density measurements with the antenna operating at full power to verify the level reported in the Hammett and Edison report and to ensure that the FCC public exposure level is not exceeded in any publicly accessible area. This measurement must be taken again at the time of the permit renewal.
- Verizon should be aware that the general public may have concerns about the antenna and potential RF source near their dwellings. Verizon should have in place a procedure for taking RF power density levels in nearby dwellings when requested by the members of the general public.
- In accordance with the San Francisco Public Works Code, Art. 25, Sec. 1527 (a)(2)(C) Verizon is responsible for paying a fee of \$210.00 to the San Francisco Department of Public Health for this review.

Please note that this approval and any conditions apply only to the equipment and installation as described. If any changes in the equipment or any increase in the effective radiated power described above are made, a new review by the Department of Public Health must be conducted.

San Francisco Planning Department Conditions:

1. Plant and maintain an appropriate street tree.

2. Antenna, and all equipment (external conduit, radio relay units, blinders used to shroud bracket bolts [if needed], and mounting mechanisms); except signage, if used for screening, shall all be painted to match the pole and repainted as needed.
3. Remove raised equipment signage (including filling in manufacturer logo indentations on radio relay units/cabinets) and equipment decals that may be visible from sidewalk and dwellings, unless required by government regulation.
4. Utilize smallest RF warning signage allowed (4 x 6 inches); and place the warning sticker facing out toward street, at a location as close to antenna as is feasible. Sticker shall face away from street, when not facing a nearby window within 15 feet. Background color of sticker shall match the pole-mounting surface; and logo and text shall be white.
5. Stack equipment enclosures (not including antenna) as close as allowed by applicable regulation and manufacturer equipment standards.
6. Seams and bolts/screws at antenna and shroud assembly area shall be fabricated and installed in a manner so as to reduce their visibility (e.g. flush mounting screws) from sidewalk level.
7. Not utilize any visible flashing indicator lights or similar.
8. New below ground enclosure excavations (vault), if utilized, shall not damage or remove granite curbs. No significant gaps shall be created between vault enclosure lid and primary sidewalk material due to installation. Any other existing historic architectural elements within the public right-of-way shall be retained and protected during installation. No carrier logo or carrier name may be placed on the vault lid.
9. Non-essential radio relay unit elements (handle and legs) shall be removed.
10. The installer shall arrange to have Planning Department staff review the initial installation, in order to ensure compliance with the aforementioned conditions (notwithstanding inspections by pole owner and Department of Public Works).
11. Ensure Wi-Fi Access Points and associated wiring, utilized by the City's Department of Technology, are not damaged during installation (if present).
12. Should the installation vary from said conditions, the application shall be resubmitted to the Planning Department for further review and comment.

Existing



view from Wayland Street looking northeast at site
SF Excelsior 014
Adjacent to 459 Somerset Street, San Francisco, CA
Photosims Produced on 12-9-2021

Proposed



Existing

view from Wayland Street looking northwest at site
SF Excelsior 014
Adjacent to 459 Somerset Street, San Francisco, CA
Photosims Produced on 12-9-2021

Proposed



Proposed Verizon
Antennas & Equipment





Nicolas Huff, PE, Bureau Manager | Bureau of Street-Use & Mapping
nicolas.huff@sfdpw.org | T. 628.271.2000 | 49 South Van Ness Ave. 3rd Floor, San Francisco, CA 94103

最後裁定興建個人無線服務設施據點許可 之申請案的公告通知

日期: **3/9/2022**

申請案編號 : **21WR-00109**

申請人姓名 : **GTE Mobilnet of California, Limited Partnership (Verizon Wireless)** 位置 :
Somerset 街 459 號

公共工程署最終核准有關於在 Somerset 街 459 號由 **GTE Mobilnet of California, Limited Partnership (Verizon Wireless)** 所提交的鄰近區域, 興建個人無線服務設施據點的上述申請案。

天線等設備將安裝之設備包括: 三 (3) 台 5G 天線和兩個設備外殼 (收音機、儀錶、斷開開關)。在此附上經核准的個人無線服務設施照片模擬資料圖。

公共工程已確定該申請滿足公共工程法規的適用要求。請參閱附件1以查看最終批准條件。

自本通知核發的十五 (15) 個曆日內, 任何人都能向上訴委員會就本許可的核發提出上訴。上訴人或其代理人必須親自提起上訴。有關上訴程序的更多信息, 請致電628-652-1150與上訴委員會聯繫, 或 boardofappeals@sfgov.org。您也可以訪問 sfgov.org/bdappeal, 以獲取有關提出申訴的說明以及有關申訴程序的一般信息。

上訴必須以下列一或多項觀點為立論基礎：

1. 公共衛生署錯誤判定申請案符合公共衛生法規遵循標準（參見公共工程署規章 § 1507(b)）。
2. 該應用程序不符合適用的兼容性標準，原因如下：
 - a. 規劃署錯誤判定申請案符合適用之相容性標準（參見公共工程署規章 § 1509(b)）。
3. 申請案不符合任何其他取得個人無線服務設施據點許可的要求。

如欲取得更多關於申請案與最終核准之資訊，您可透過 415-989-1102及 ycerrato@modusllc.com 與 Verizon Wireless 之 Yadira Cerrato 聯絡。詳情請洽詢舊金山公共工程署的電話：628-271-2000。

公共工程署無線計畫

附件1

舊金山公共工程署條件：

1. 本建議是以與描繪之圖例和／或照片模擬之精準情況為基礎。若安裝與所述情況有任何差異，一個新的應用應重新提交至相關各署，進一步進行審核和評估
2. 地錨拉線：請遵守所有開挖規章，以取得放置地錨拉線的必要許可。地錨拉線應避開十字路口交會區，但不限定於車道、路緣坡道。
3. 遵循聯邦、各州、地方法律之 ADA 規章規定。
4. 在完工時，應對街道使用和勘測製圖許可局提供一組安裝的建構照片。
5. 每年皆應維持一份有效的保險憑證，並將一份複本轉送給街道使用和勘測製圖許可局。

舊金山公共衛生署條件：

- 確保本天線之電線桿安裝相關之任何設備，在從最近居住建築物牆面至少三 (3) 英尺測量時，皆不得發出超過 45 dBA 之噪音。
- 確保距離 Ericsson 天線五 (5) 英尺範圍內，無任何公有用地。
- 一旦安裝天線之後，Verizon 就必須在天線以全功率運作的情況下執行射頻 (RF) 密度測量，確認在 Hammett 和 Edison 報告中的等級，並確保在任何公共空間中皆不得超過 FCC 公共空間曝露值。應在更新許可時重新進行本測量。
- Verizon 應知悉一般民眾可能會對其住所附近的任何天線和潛在射頻 (RF) 來源感到疑慮。Verizon 應在一般民眾要求時，在附近建築物放置檢測射頻 (RF) 密度等級之設施。
- 根據舊金山公共衛生署規章第 25 條第 1527 (a)(2)(C) 小節，Verizon 需負責對舊金山公共衛生署支付 \$210.00 美元之審核費用。

請注意，本核准和任何條件僅適用於本文所指涉之設備和安裝設施。若設備有任何變更或增加前述之有效輻射功率，就必須由公共衛生署實施新審核。

舊金山規劃署條件：

1. 種植和維護適當之街道樹木。
2. 天線，以及除看板之外之任何用來遮蔽的所有設備（外部導線、無線電中繼系統、用來遮蔽托架螺栓之遮罩 [如果需要的話] 和安裝設施），皆應漆上與電線桿同色之油漆，或視需要重新油漆。
3. 拆除任何可從人行道和住所看到之非政府法規規定以外的凸出設備看板和設備貼紙（包括無線電中繼系統／機櫃中的製造商標誌凹口內的填充物）。
4. 可使用最小型的射頻警告看板（4 x 6 吋），並儘可能在靠近天線的位置放置面朝向外面街道的警告貼紙。貼紙應面朝街道，但不面朝 15 英尺範圍內之附近窗戶。貼紙之背景色應與柱式安裝表面相符，而標誌及文字應為白色。
5. 應在適用法規和製造商設備標準之許可範圍內，儘可能緊密圍住疊架設備（不包括天線）。
6. 天線處之接合口和網罩組件區域之螺栓／螺絲，應以儘可能降低其從人行道上目測可見程度之方式製造及安裝（例如齊平式安裝螺絲）；
7. 不得使用任何明顯之閃光指示燈或類似設備。
8. 若使用新的地下機箱開鑿（圓拱），則不得損壞或去除花崗岩緣石。不得因為安裝設備，而在圓拱機箱蓋和主要人行道材質之間造成重大間隙。公共道路用地內的任何其他現有歷史建築體，皆應在安裝設備時予以維持和保護。在圓拱蓋上不得標示任何電信商標誌或電信商名稱。
9. 應拆除非必要的無線電中繼系統元件（把手和腳架）。
10. 安裝人員應安排規劃署人員審查初步安裝作業，藉以確保遵守上述所有條件（不論是由電線桿所有人或公共衛生署檢驗）。
11. 確保城市技術部門使用的Wi-Fi接入點和相關線路在安裝過程中不會受損（如果有）。
12. 若安裝與所述情況有任何差異，應重新提交至規劃署，進一步審核和評估。



Nicolas Huff, PE, Bureau Manager | Bureau of Street-Use & Mapping
nicolas.huff@sfdpw.org | T. 628.271.2000 | 49 South Van Ness Ave. 3rd Floor, San Francisco, CA 94103

AVISO DE DETERMINACIÓN FINAL PARA APROBAR LA INSTALACIÓN DE UN EMPLAZAMIENTO DE SERVICIO MÓVIL PERSONAL

Fecha: **3/9/2022**

No. de solicitud: 21WR-00109

Nombre del solicitante: GTE Mobilnet of California, Limited Partnership (Verizon Wireless)

Ubicación: 459 Somerset Street

Obras Públicas de San Francisco ha finalmente aprobado la solicitud de permiso para la instalación de un emplazamiento de servicio móvil personal antes mencionada en las proximidades de 459 Somerset Street presentada por **GTE Mobilnet de California, Limited Partnership (Verizon Wireless)**.

La antena y otros equipos que se instalará en esta ubicación incluye: 3 antenas 5G y cajas de equipamiento (radios, medidor y interruptor de desconexión). Se adjunta una simulación de la foto del emplazamiento de servicio móvil personal aprobado al presente documento.

Obras Públicas determinó que la solicitud cumplía con los requisitos correspondientes de la norma de Obras Públicas: Consulte el Anexo 1 para ver las condiciones de la aprobación final.

Dentro de los quince (15) días calendario de esta notificación, cualquier persona puede apelar la emisión de este permiso ante la Junta de Apelaciones. Las apelaciones deben realizarse por el apelante o por su agente. Por mayor información acerca del proceso de apelación, póngase en contacto con la Junta de Apelaciones al 628-652-1150 o boardofappeals@sfgov.org. **También puede visitar sfgov.org/bdappeal para obtener instrucciones sobre cómo presentar una apelación y para obtener información general sobre el proceso de apelación.**

La apelación debe basarse en uno o más de los siguientes motivos:

1. El Departamento de Salud Pública determinó incorrectamente que la solicitud cumple con la Norma de Cumplimiento de Salud Pública (consulte la Norma de Obras Públicas No. 1507(b)).
2. La solicitud no cumple con la Norma de Compatibilidad aplicable por la siguiente razón:
 - a. El Departamento de Planificación determinó incorrectamente que la solicitud cumple con la Norma de Compatibilidad aplicable (consulte la Norma de Obras Públicas No.1509(b)).
3. La solicitud no cumple con cualquier otro requisito para la obtención de un permiso de un emplazamiento de servicio móvil personal.

Para obtener información adicional sobre la apelación y la aprobación final, puede comunicarse con Yadira Cerrato de Verizon Wireless al 415-989-1102 o escribirle a ycerrato@modusllc.com. También puede comunicarse con Obras Públicas de San Francisco al 628-271-2000.

Programa inalámbrico de Servicios Públicos

Anexo 1

Condiciones de Servicios Públicos de San Francisco:

1. Esta determinación se basa en los dibujos y/o la simulación de la foto. Si la instalación difiere de dichas condiciones, se debe volver a enviar una nueva solicitud a los departamentos para su revisión y comentarios adicionales.
2. Riendas: Siga todas las normas de excavación para obtener los permisos necesarios para la colocación de las riendas. Las riendas deberán evitar cruzar zonas en conflicto, pero no quedan limitadas a las calzadas o a las rampas del cordón.
3. Cumpla con los requisitos de la norma ADA y las leyes federales, estatales y locales.
4. Al finalizar la obra, deberá proporcionar un conjunto de fotos de la instalación con la obra terminada a la Oficina de Permisos de la Oficina de uso de la calle y Cartografía.
5. Mantenga una certificación válida del seguro anual y envíele una copia a la Oficina de Permisos de la Oficina de uso de la calle y Cartografía.

Condiciones del Departamento de Salud Pública de San Francisco:

- Asegúrese de que todo equipo relacionado con la instalación del poste de esta antena no produzca un ruido superior a 45 dBA, medido a tres (3) pies de la fachada del edificio residencial más cercano.
- Asegúrese de que no haya zonas ocupadas públicamente dentro de los cinco (5) pies del frente de la antena Ericsson.
- Una vez instalada la antena, Verizon debe tomar medidas de densidad de potencia de radiofrecuencia (RF) con la antena funcionando a plena potencia para verificar el nivel reportado en el informe Hammett y Edison y para asegurar que no se exceda el nivel de exposición pública de la FCC en ningún área de acceso público. Esta medición debe realizarse nuevamente en el momento de la renovación del permiso.
- Verizon debe ser consciente de que el público en general puede tener inquietudes acerca de la antena y de la fuente potencial de RF cerca de sus viviendas. Verizon debe disponer de un procedimiento para la toma de los niveles de densidad de potencia de RF en las viviendas cercanas cuando sea solicitado por los miembros del público en general.
- De acuerdo con la Norma de Obras Públicas de San Francisco, Artículo 25, Sección 1527 (a) (2) (C) Verizon es responsable de pagar una cuota de \$ 210,00 al Departamento de Salud Pública de San Francisco para esta revisión.

Tenga en cuenta que esta aprobación y las condiciones se aplican sólo a los equipos y a la instalación como se describe. Si se realiza algún cambio en el equipo o se aumenta la potencia radiada efectiva indicada anteriormente, el Departamento de Salud Pública deberá realizar una nueva revisión.

Condiciones del Departamento de Planificación de San Francisco:

1. Plante y mantenga un árbol apropiado en la acera.
2. La antena, y todo el equipo (conducto externo, unidades de radio enlace, cegadores utilizados para cubrir los pernos de soporte [si fuera necesario], y los mecanismos de montaje); salvo la señalización, si se utiliza para detección, todos serán pintados del mismo color que el poste y repintados cuando sea necesario.
3. Remueva la señalización de los equipos elevados (incluyendo el rellenado de las muescas del logotipo del fabricante en las unidades de radioenlace/gabinetes) y pegatinas en equipos que puedan verse desde la acera y las viviendas, a menos que sea requerido por regulaciones gubernamentales.
4. Utilice la señalización de advertencia de RF más pequeña que se permita (4 x 6 pulgadas); y coloque la pegatina de advertencia apuntando hacia afuera, hacia la calle, lo más cercano a la antena como sea posible. La pegatina debe apuntar hacia el otro lado de la calle, cuando no esté frente a una ventana cercana dentro de los 15 pies. El color de fondo de la pegatina debe coincidir con el color de la superficie del poste de montaje; y el logotipo y el texto deben ser blancos.
5. Apile los gabinetes de los equipos (excepto la antena) tan cerca como sea permitido por las reglamentaciones correspondientes y las normas del fabricante de los equipos.
6. Las costuras y los pernos/tornillos en la antena y en el área de la cubierta deben estar fabricados e instalados de una manera tal que reduzca su visibilidad (por ejemplo, tornillos de montaje al ras) desde la acera.
7. No utilice ningún indicador luminoso intermitente visible o algo similar.
8. Las nuevas excavaciones para recintos por debajo del suelo (bóvedas), de utilizarse, no deberán dañar o eliminar cordones de granito. No deben quedar espacios importantes entre la tapa de la bóveda y el material primario de la acera causados por la instalación. Todos los elementos arquitectónicos históricos existentes dentro de la vía pública serán mantenidos y protegidos durante la instalación. No se puede colocar el logotipo ni el nombre de la compañía prestadora del servicio en la tapa de la bóveda.
9. Los elementos no esenciales de la unidad de radioenlace (manija y patas) deben ser eliminados.
10. El instalador se encargará de que el personal del Departamento de Planificación revise la instalación inicial, con el fin de garantizar el cumplimiento de las condiciones antes mencionadas (a pesar de las inspecciones realizadas por el propietario de los postes y del Departamento de Obras Públicas).
11. Verifique que los puntos de acceso de Wi-Fi y el cableado asociado utilizado por el Departamento de Tecnología de la Ciudad no sea dañado durante la instalación (si existe).
12. En caso de que la instalación varíe con respecto a dichas condiciones, deberá volver a presentar la solicitud al Departamento de Planificación para su posterior revisión y comentarios.



Nicolas Huff, PE, Bureau Manager | Bureau of Street-Use & Mapping
nicolas.huff@sfdpw.org | T. 628.271.2000 | 49 South Van Ness Ave. 3rd Floor, San Francisco, CA 94103

PAUNAWA NG PANGHULING PAGPAPASIYA UPANG APRUBAHAN ANG ISANG PERSONAL WIRELESS SERVICE FACILITY SITE PERMIT

Petsa: **3/9/2022**

Blg. ng Aplikasyon: 21WR-00109

Pangalan ng Aplikante: GTE Mobilnet of California, Limited Partnership (Verizon Wireless)

Lokasyon: 459 Somerset Street

Naprubahan sa wakas ng San Francisco Public Works ang Aplikasyon sa itaas para sa Permisong Personal na Wireless Service Facility Site malapit sa 459 Somerset Street isinumite ni **GTE Mobilnet of California, Limited Partnership (Verizon Wireless)**.

Ang antena at iba pang kagamitan na i-install sa lugar na ito ay kasama ang: 3 antena 5G at kagamitan enclosures (radios, metro, at idiskonekta switch). Naka-attach dito ang isang de-letratong simulation ng inaprubahang Personal Wireless Service Facility.

Pagawaing Bayan na natugunan ng Aplikasyon ang mga angkop na kinakailangan ng Kodigong Pagawaing Bayan: Mangyaring tingnan ang Attachment 1 upang matignan ang mga kundisyon ng huling pag-apruba.

Sa loob ng (15) araw ng kalendaryo mula sa petsa ng abisong ito, maaaring i-apela ng sinumang tao sa Board of Appeals ang paglabas ng permisong ito. Kailangang isumite mismo ng apela o ng ahente ng humihingi ng apela ang mga apela. Para sa higit pang impormasyon tungkol sa proseso ng apela, mangyaring makipag-ugnayan mismo sa Konseho ng Pag-aapela sa 628-652-1150 o boardofappeals@sfgov.org. **Maaari mo ring bisitahin ang [sfgov.org/bdappeal](https://www.sfgov.org/bdappeal) para sa mga tagubilin tungkol sa pagsampa ng isang apela at para sa pangkalahatang impormasyon tungkol sa proseso ng pag-apela.**

Ang apela ay dapat na batay sa isa o higit pa sa mga sumusunod na dahilan:

1. Maling natukoy ng Kagawaran ng Pambalikong Kalusugan na ang Aplikasyon ay alinsunod sa Pamantayan ng Pagsunod sa Pampublikong Kalusugan (tinganan ang Kodigo ng Pagawaing Bayan § 1507(b)).
2. Aplikasyon hindi ang nalalapit na Pamantayan ng Pagkakatugma para sa mga sumusunod na kadahilanan:
 - a. Maling natukoy ng Kagawaran ng Pagpaplano na natutugunan ng Aplikasyon ang nalalapat na Pamantayan ng Pagkakatugma (tingnan ang Kodigo ng Pagawaing Bayan § 1509(b)).
3. Hindi naaayon ang Aplikasyon sa anumang kinakailangan para sa pagkuha ng isang Personal Wireless Service Facility Site Permit.

Upang makakuha ng karagdagang impormasyon tungkol sa Aplikasyon at final approval, makipag-ugnay kay Yadira Cerrato, kinatawan ng Verizon Wireless sa 415-989-1102 o ycerrato@modusllc.com. Maaari ka ring makipag-ugnayan kay San Francisco Pagawaing Bayan sa 628-271-2000.

Programang Wireless ng Pagawaing Bayan

Attachment 1

Mga Kondisyon ng Pagawaing Bayan ng San Francisco:

1. Ang pagpapasiya ito ay batay sa inilarawang mga guhit at/o de-letratong simulation. Kung iba man ang paglalagay mula sa mga nasabing kondisyon, isang bagong aplikasyon kailangan itong isumite muli sa (mga) Kagawaran para sa higit pang pagsusuri at puna.
2. Mga Down Guy: Sundin ang lahat ng kodigo sa paghuhukay upang makuha ang mga kinakailangang pahintulot para sa paglalagay ng mga down guy. Dapat iwasan ng down guy ang pagtawid sa mga di-akmang lugar kasama ang, ngunit hindi limitado sa, mga daanan ng sasakyan at mga ramp sa gilid ng bangketa.
3. Sumunod sa mga iniaatas ng kodigong ADA para sa mga Pederal na batas, batas ng Estado, o lokal na batas.
4. Sa pagtatapos ng trabaho, magbibigay ng isang set ng mga ginawang litrato ng installation para sa Bureau Street Use & Mapping Permit Office.
5. Magpanatili ng isang may bisang sertipikasyon ng kasiguraduhan taun-taon at magbigay ng isang kopya sa Opisina ng Pagpapahintulot ng Kawanihan ng Paggamit ng Kalsada at Pagmamapa.

Mga Kondisyon ng Kagawaran ng Pampublikong Kalusugan ng San Francisco:

- Tiyaking anumang kagamitang may kinalaman sa paglalagay ng poste ng antenang ito ay hindi gagawa ng ingay na lampas sa 45 dBA kapag sinukat sa layong tatlong (3) talampakan mula sa pinakamalapit na harapan ng residensyal na gusali.
- Siguruhin na walang mga okupadong pampublikong lugar na may layong lima (5) talampakan mula sa harapan ng antena Ericsson.
- Sa oras na mailagay ang antena, kinakailangang kumuha ang Verizon ng mga radio frequency (RF) na sukat ng power density habang ang antena ay ganap na tumatakbo nang buong lakas upang masuri ang antas na inulat sa ulat ng Hammett at Edison at upang matiyak na ang FCC na antas ng public exposure ay hindi higit sa anumang lugar na napupuntahan ng publiko. Kailangang kunin ulit ang sukat na ito sa oras ng pag-renew ng permiso.
- Kinakailangang alam ng Verizon na ang publiko ay maaaring may mga alalahanin tungkol sa antena at ang potensiyal na pagmumulan ng RF source na malapit sa kanilang mga tirahan. Ang Verizon ay kinakailangang may paraan sa pagkuha ng mga RF na antas ng power density sa mga kalapit na tirahan kung hiniling ng mga miyembro ng publiko.
- Alinsunod sa San Francisco Public Works Code, Art. 25, Sec. 1527 (a)(2)(C) Responsable ang Verizon sa pagbabayad ng halagang \$210.00 sa San Francisco Department of Public Health para sa rebisyong ito.

Pakitandaan na ang pag-aprubang ito at anumang kondisyon ay nalalapat lamang sa kagamitan at paglalagay tulad ng inilarawan. Kung may ginawang anumang pagbabago sa kagamitan o anumang pagtaas sa epektibong radiated power na inilarawan sa itaas, kailangang isagawa ng Kagawaran ng Pampublikong Kalusugan ang isang bagong pagsusuri.

Mga Kondisyon ng Kagawaran ng Pagpapalano ng San Francisco:

1. Magtanim at magpanatili ng naaakmang puno sa kalsada.
2. Ang antena at lahat ng kagamitan (panlabas na conduit, mga radio relay unit, mga blinder na ginagamit upang balutin ang mga bracket na trangka [kung kinakailangan], at mga mekanismo sa pagkakabit); maliban sa karatula, kung ginagamit para sa pagsasala, kinakailangang pinturahan ang lahat upang bumagay sa poste at muling pinturahan kung kinakailangan.
3. Alisin ang mga nakaangat na karatula ng kagamitan (kabilang ang pagpupuno sa mga manufacturer logo indentation sa mga radio relay unit/kabinet) at mga kagamitang decal na maaaring makita mula sa bangketa at tirahan, maliban kung iniaatas ng regulasyon ng gobyerno.
4. Gamitin ang pinakamaliit na RF na karatulang pangbabala na pinahihitulan (4 x 6 pulgada); at ilagay ang pangbabalang sticker nang nakaharap sa kalsada, sa isang lokasyong malapit sa antena, kung maaari. Kinakailangang nakaharap malayo sa kalsada ang sticker, kung hindi nakaharap sa isang kalapit na bintana sa loob ng 15 talampakan. Dapat tumugma ang background na kulay ng sticker sa surface na pinagkakabit nito sa poste; at ang logo at sulat ay dapat kulay puti.
5. Ang mga enclosure ng stack ng kagamitan (hindi kasama ang antena) ay maaaring magkalapit hanggat maaari ayon sa nalalapat na regulasyon at mga pamantayan sa kagamitan ng manufacturer.
6. Ang mga seam at trangka/turnilyo sa assembly area ng antena at pagbabalot ay kinakailangang gawin at ikabit sa paraang hindi nakikita ang mga ito (hal. mga flush mounting na turnilyo) mula sa lebel ng bangketa.
7. Huwag gumamit ng anumang nakikitang ilaw na flashing indicator o katulad nito.
8. Ang mga bagong enclosure excavation sa ilalim ng lupa (vault), kung ginamit, ay hindi dapat makasira o maalisa ang mga granite na curb. Walang kapansing-pansing siwang ang dapat malikha sa pagitan ng takip ng bakod ng vault at pangunahing materyal ng bangketa dahil sa paglalagay. Ang anumang iba pang umiiral na makasaysayang elementong arkitektural sa loob ng pampublikong right-of-way ay dapat panatilihin at protektahan sa panahon ng paglalagay. Walang maaaring ilagay na logo o pangalan ng carrier sa takip ng vault.
9. Ang mga hindi mahalagang radio relay unit element (hawakan at mga binti) ay tatanggalin.
10. Ang tagalagay ay kinakailangang ihanda ang mga tauhan ng Kagawaran ng Pagpapalano suriin ang unang paglalagay, upang matiyak ang pagsunod sa mga nabanggit na kondisyon (hindi kabilang mga inspeksyon ng may-ari ng poste at ang Kagawaran ng Pagawaing Bayan).
11. Siguraduhing ang mga Access Points ng Wi-Fi at mga kasamang wiring, na ginagamit ng City's Department of Technology, ay hindi masisira habang ini-install (kung meron).
12. Kung mag-iba man ang paglalagay mula sa mga nasabing kondisyon, muling isusumite ang aplikasyon sa Kagawaran ng Pagpapalano para sa higit pang pagsusuri at puna.

Notice of Final Determination to Approve - Excelsior 014 - 21WR-00109 adj to 459 Somerset St

Yadira Cerrato <ycerrato@modusllc.com>

Fri 3/11/2022 10:31 AM

Bcc: maribel@eagsf.org <maribel@eagsf.org>; jcastleberry05@gmail.com <jcastleberry05@gmail.com>; cayugaimprovement@gmail.com <cayugaimprovement@gmail.com>; havelockstreetbridge@gmail.com <havelockstreetbridge@gmail.com>; ppapadopoulos@medasf.org <ppapadopoulos@medasf.org>; hello@portolasf.org <hello@portolasf.org>; jonhenry@bsotc.org <jonhenry@bsotc.org>; ahsha.safai@sfgov.org <ahsha.safai@sfgov.org>; Monica.Chinchilla@sfgov.org <Monica.Chinchilla@sfgov.org>; Geoffrea.Morris@sfgov.org <Geoffrea.Morris@sfgov.org>; Lauren.L.Chung@sfgov.org <Lauren.L.Chung@sfgov.org>; Ernest.E.Jones@sfgov.org <Ernest.E.Jones@sfgov.org>; waltonstaff@sfgov.org <waltonstaff@sfgov.org>; Percy.Burch@sfgov.org <Percy.Burch@sfgov.org>; Tracy.Gallardo@sfgov.org <Tracy.Gallardo@sfgov.org>; Natalie.Gee@sfgov.org <Natalie.Gee@sfgov.org>; mhamman@igc.org <mhamman@igc.org>; info@indiabasin.org <info@indiabasin.org>

 1 attachments (3 MB)

Excelsior 014_21WR-00109 - FD Email Notification.pdf;

Verizon Wireless is happy to announce that it will soon be improving coverage and data capacity to its network in your neighborhood. The improved wireless coverage will help accommodate the growing number of wireless calls and data use on the Verizon Wireless network. The Verizon Wireless small cell site will greatly enhance service capacity with the most aesthetically discrete technology available today.

In order to make these upgrades, Verizon Wireless is proposing a small cell on an existing PGE wood pole located in the Public Right-of-Way adjacent to 459 Somerset St, San Francisco, CA 94134.

Public Works has made a determination that the Application satisfied the applicable requirements of the Public Works Code. Please see attached Final Determination notice to view the final approval.

To obtain additional information concerning the Application and final approval you may contact Yadira Cerrato of Verizon Wireless at 415-989-1102 or ycerrato@modusllc.com. You may also contact San Francisco Public Works at 628-271-2000.

****Previous email included incorrect permit number in subject line***

Notice of Final Determination to Approve - Excelsior 014 - 21WR-00109 adj to 459 Somerset St

Yadira Cerrato <ycerrato@modusllc.com>

Fri 3/11/2022 11:16 AM

Bcc: RonenStaff@sfgov.org <RonenStaff@sfgov.org>; Fritz Chang <fchang@modusllc.com>; Molly Kales <mkales@modusllc.com>

*****Previous email included incorrect permit number in subject line*****

Verizon Wireless is happy to announce that it will soon be improving coverage and data capacity to its network in your neighborhood. The improved wireless coverage will help accommodate the growing number of wireless calls and data use on the Verizon Wireless network. The Verizon Wireless small cell site will greatly enhance service capacity with the most aesthetically discrete technology available today.

In order to make these upgrades, Verizon Wireless is proposing a small cell on an existing PGE wood pole located in the Public Right-of-Way adjacent to 459 Somerset St, San Francisco, CA 94134.

Public Works has made a determination that the Application satisfied the applicable requirements of the Public Works Code. Please see attached Final Determination notice to view the final approval.

To obtain additional information concerning the Application and final approval you may contact Yadira Cerrato of Verizon Wireless at 415-989-1102 or ycerrato@modusllc.com. You may also contact San Francisco Public Works at 628-271-2000.



Nicolas Huff, PE, Bureau Manager | Bureau of Street-Use & Mapping
nicolas.huff@sfdpw.org | T. 628.271.2000 | 49 South Van Ness Ave. 3rd Floor, San Francisco, CA 94103

NOTICE OF FINAL DETERMINATION TO APPROVE A PERSONAL WIRELESS SERVICE FACILITY SITE PERMIT

Date: **3/11/2022**

Application No.: 21WR-00109

Applicant Name: GTE Mobilnet of California, Limited Partnership (Verizon Wireless)

Location: 459 SOMERSET ST

San Francisco Public Works has finally approved the above-referenced Application for a Personal Wireless Service Facility Site Permit in the vicinity of 459 SOMERSET ST submitted by **GTE Mobilnet of California, Limited Partnership (Verizon Wireless)**.

The antenna and other equipments to be installed at this location include: Three (3) 5G antennas and equipment enclosures (meter and disconnect switch).. A photo-simulation of the approved Personal Wireless Service Facility is attached.

Public Works has made a determination that the Application satisfied the applicable requirements of the Public Works Code. Please see Attachment 1 to view the final approval's condition(s).

Within fifteen (15) calendar days of this notice, any person may appeal the issuance of this permit to the Board of Appeals. Appeals must be filed by either the appellant or the appellant's agent. For further information regarding the appeal process, please contact the Board of Appeals at 628-652-1150 or boardofappeals@sfgov.org. **You may also visit [sfgov.org/bdappeal](https://www.sfgov.org/bdappeal) for instructions concerning filing an appeal and for general information concerning the appeals process.**

An appeal must be based on one or more of the following grounds:

1. The Department of Public Health incorrectly determined that the Application complies with the Public Health Compliance Standard (Public Works Code § 1507(b)).

2. The Application does not meet the applicable Compatibility Standard for the following reason(s):
 - a. The Planning Department incorrectly determined that the Application meets the applicable Compatibility Standard (see Public Works Code § 1509(b)).
3. The Application does not comply with any other requirement for obtaining a Personal Wireless Service Facility Site Permit.

To obtain additional information concerning the Application and final approval you may contact Yadira Cerrato of Verizon Wireless at 415-989-1102 or ycerrato@modusllc.com. You may also contact San Francisco Public Works at 628-271-2000.

Public Works Wireless Program

Attachment 1

San Francisco Public Works Conditions:

1. This determination is based on the depicted drawings and/or photo simulation. Should the installation vary from said conditions, a new application should be resubmitted to Department(s) for further review and comment.
2. Down Guys: Follow all excavation codes to obtain the necessary permits for placement of down guys. Down guy shall avoid crossing conflicting areas but not limited to driveways, curb ramps.
3. Comply with ADA code requirements for Federal, State, local laws.
4. At the conclusion of the work, provide a set of as built photos of the installation to the Bureau Street-use & Mapping Permit Office.
5. Maintain a valid certification of insurance annually and forward a copy to the Bureau Street-use & Mapping Permit Office.

San Francisco Department of Public Health Conditions:

- Ensure that any equipment associated with the pole installation of this antenna does not produce a noise in excess of 45 dBA as measured at three (3) feet from the nearest residential building façade.
- Ensure that there are no publicly occupied areas within five (5) feet from the face of the Ericsson antennas.
- Once the antenna is installed, Verizon must take radio frequency (RF) power density measurements with the antenna operating at full power to verify the level reported in the Hammett and Edison report and to ensure that the FCC public exposure level is not exceeded in any publicly accessible area. This measurement must be taken again at the time of the permit renewal.
- Verizon should be aware that the general public may have concerns about the antenna and potential RF source near their dwellings. Verizon should have in place a procedure for taking RF power density levels in nearby dwellings when requested by the members of the general public.
- In accordance with the San Francisco Public Works Code, Art. 25, Sec. 1527 (a)(2)(C) Verizon is responsible for paying a fee of \$210.00 to the San Francisco Department of Public Health for this review.

Please note that this approval and any conditions apply only to the equipment and installation as described. If any changes in the equipment or any increase in the effective radiated power described above are made, a new review by the Department of Public Health must be conducted.

San Francisco Planning Department Conditions:

1. Plant and maintain an appropriate street tree.

2. Antenna, and all equipment (external conduit, radio relay units, blinders used to shroud bracket bolts [if needed], and mounting mechanisms); except signage, if used for screening, shall all be painted to match the pole and repainted as needed.
3. Remove raised equipment signage (including filling in manufacturer logo indentations on radio relay units/cabinets) and equipment decals that may be visible from sidewalk and dwellings, unless required by government regulation.
4. Utilize smallest RF warning signage allowed (4 x 6 inches); and place the warning sticker facing out toward street, at a location as close to antenna as is feasible. Sticker shall face away from street, when not facing a nearby window within 15 feet. Background color of sticker shall match the pole-mounting surface; and logo and text shall be white.
5. Stack equipment enclosures (not including antenna) as close as allowed by applicable regulation and manufacturer equipment standards.
6. Seams and bolts/screws at antenna and shroud assembly area shall be fabricated and installed in a manner so as to reduce their visibility (e.g. flush mounting screws) from sidewalk level.
7. Not utilize any visible flashing indicator lights or similar.
8. New below ground enclosure excavations (vault), if utilized, shall not damage or remove granite curbs. No significant gaps shall be created between vault enclosure lid and primary sidewalk material due to installation. Any other existing historic architectural elements within the public right-of-way shall be retained and protected during installation. No carrier logo or carrier name may be placed on the vault lid.
9. Non-essential radio relay unit elements (handle and legs) shall be removed.
10. The installer shall arrange to have Planning Department staff review the initial installation, in order to ensure compliance with the aforementioned conditions (notwithstanding inspections by pole owner and Department of Public Works).
11. Ensure Wi-Fi Access Points and associated wiring, utilized by the City's Department of Technology, are not damaged during installation (if present).
12. Should the installation vary from said conditions, the application shall be resubmitted to the Planning Department for further review and comment.


view from Wayland Street looking northeast at site



SF Excelsior 014
Adjacent to 459 Somerset Street, San Francisco, CA
Photosims Produced on 12-9-2021

Existing

Proposed



view from Wayland Street looking northwest at site



SF Excelsior 014
Adjacent to 459 Somerset Street, San Francisco, CA
Photosims Produced on 12-9-2021

Existing

Proposed





Nicolas Huff, PE, Bureau Manager | Bureau of Street-Use & Mapping
nicolas.huff@sfdpw.org | T. 628.271.2000 | 49 South Van Ness Ave. 3rd Floor, San Francisco, CA 94103

最後裁定興建個人無線服務設施據點許可 之申請案的公告通知

日期:

申請案編號：**21WR-00109**

申請人姓名：**GTE Mobilnet of California, Limited Partnership (Verizon Wireless)**位置：
Somerset 街 459 號

公共工程署最終核准有關於在 Somerset 街 459 號由 **GTE Mobilnet of California, Limited Partnership (Verizon Wireless)** 所提交的鄰近區域，興建個人無線服務設施據點的上述申請案。

天線等設備將安裝之設備包括: 三 (3) 台 5G 天線和兩個設備外殼 (收音機、儀錶、斷開開關)。在此附上經核准的個人無線服務設施照片模擬資料圖。

公共工程已確定該申請滿足公共工程法規的適用要求。請參閱附件1以查看最終批准條件。

自本通知核發的十五 (15) 個曆日內，任何人都能向上訴委員會就本許可的核發提出上訴。上訴人或其代理人必須親自提起上訴。有關上訴程序的更多信息，請致電628-652-1150與上訴委員會聯繫，或 boardofappeals@sfgov.org。您也可以訪問 sfgov.org/bdappeal，以獲取有關提出申訴的說明以及有關申訴程序的一般信息。

上訴必須以下列一或多項觀點為立論基礎：

1. 公共衛生署錯誤判定申請案符合公共衛生法規遵循標準（參見公共工程署規章 § 1507(b)）。
2. 該應用程序不符合適用的兼容性標準，原因如下：
 - a. 規劃署錯誤判定申請案符合適用之相容性標準（參見公共工程署規章 § 1509(b)）。
3. 申請案不符合任何其他取得個人無線服務設施據點許可的要求。

如欲取得更多關於申請案與最終核准之資訊，您可透過 415-989-1102及 ycerrato@modusllc.com 與 Verizon Wireless 之 Yadira Cerrato 聯絡。詳情請洽詢舊金山公共工程署的電話：628-271-2000。

公共工程署無線計畫

附件1

舊金山公共工程署條件：

1. 本建議是以與描繪之圖例和／或照片模擬之精準情況為基礎。若安裝與所述情況有任何差異，一個新的應用應重新提交至相關各署，進一步進行審核和評估
2. 地錨拉線：請遵守所有開挖規章，以取得放置地錨拉線的必要許可。地錨拉線應避開十字路口交會區，但不限定於車道、路緣坡道。
3. 遵循聯邦、各州、地方法律之 ADA 規章規定。
4. 在完工時，應對街道使用和勘測製圖許可局提供一組安裝的建構照片。
5. 每年皆應維持一份有效的保險憑證，並將一份複本轉送給街道使用和勘測製圖許可局。

舊金山公共衛生署條件：

- 確保本天線之電線桿安裝相關之任何設備，在從最近居住建築物牆面至少三 (3) 英尺測量時，皆不得發出超過 45 dBA 之噪音。
- 確保距離 Ericsson 天線五 (5) 英尺範圍內，無任何公有用地。
- 一旦安裝天線之後，Verizon 就必須在天線以全功率運作的情況下執行射頻 (RF) 密度測量，確認在 Hammett 和 Edison 報告中的等級，並確保在任何公共空間中皆不得超過 FCC 公共空間曝露值。應在更新許可時重新進行本測量。
- Verizon 應知悉一般民眾可能會對其住所附近的任何天線和潛在射頻 (RF) 來源感到疑慮。Verizon 應在一般民眾要求時，在附近建築物放置檢測射頻 (RF) 密度等級之設施。
- 根據舊金山公共衛生署規章第 25 條第 1527 (a)(2)(C) 小節，Verizon 需負責對舊金山公共衛生署支付 \$210.00 美元之審核費用。

請注意，本核准和任何條件僅適用於本文所指涉之設備和安裝設施。若設備有任何變更或增加前述之有效輻射功率，就必須由公共衛生署實施新審核。

舊金山規劃署條件：

1. 種植和維護適當之街道樹木。
2. 天線，以及除看板之外之任何用來遮蔽的所有設備（外部導線、無線電中繼系統、用來遮蔽托架螺栓之遮罩 [如果需要的話] 和安裝設施），皆應漆上與電線桿同色之油漆，或視需要重新油漆。
3. 拆除任何可從人行道和住所看到之非政府法規規定以外的凸出設備看板和設備貼紙（包括無線電中繼系統／機櫃中的製造商標誌凹口內的填充物）。
4. 可使用最小型的射頻警告看板（4 x 6 吋），並儘可能在靠近天線的位置放置面朝向外面街道的警告貼紙。貼紙應面朝街道，但不面朝 15 英尺範圍內之附近窗戶。貼紙之背景色應與柱式安裝表面相符，而標誌及文字應為白色。
5. 應在適用法規和製造商設備標準之許可範圍內，儘可能緊密圍住疊架設備（不包括天線）。
6. 天線處之接合口和網罩組件區域之螺栓／螺絲，應以儘可能降低其從人行道上目測可見程度之方式製造及安裝（例如齊平式安裝螺絲）；
7. 不得使用任何明顯之閃光指示燈或類似設備。
8. 若使用新的地下機箱開鑿（圓拱），則不得損壞或去除花崗岩緣石。不得因為安裝設備，而在圓拱機箱蓋和主要人行道材質之間造成重大間隙。公共道路用地內的任何其他現有歷史建築體，皆應在安裝設備時予以維持和保護。在圓拱蓋上不得標示任何電信商標誌或電信商名稱。
9. 應拆除非必要的無線電中繼系統元件（把手和腳架）。
10. 安裝人員應安排規劃署人員審查初步安裝作業，藉以確保遵守上述所有條件（不論是由電線桿所有人或公共衛生署檢驗）。
11. 確保城市技術部門使用的Wi-Fi接入點和相關線路在安裝過程中不會受損（如果有）。
12. 若安裝與所述情況有任何差異，應重新提交至規劃署，進一步審核和評估。



Nicolas Huff, PE, Bureau Manager | Bureau of Street-Use & Mapping
nicolas.huff@sfdpw.org | T. 628.271.2000 | 49 South Van Ness Ave. 3rd Floor, San Francisco, CA 94103

AVISO DE DETERMINACIÓN FINAL PARA APROBAR LA INSTALACIÓN DE UN EMPLAZAMIENTO DE SERVICIO MÓVIL PERSONAL

Fecha:

No. de solicitud: 21WR-00109

Nombre del solicitante: GTE Mobilnet of California, Limited Partnership (Verizon Wireless)

Ubicación: 459 Somerset Street

Obras Públicas de San Francisco ha finalmente aprobado la solicitud de permiso para la instalación de un emplazamiento de servicio móvil personal antes mencionada en las proximidades de 459 Somerset Street presentada por **GTE Mobilnet de California, Limited Partnership (Verizon Wireless)**.

La antena y otros equipos que se instalará en esta ubicación incluye: 3 antenas 5G y cajas de equipamiento (radios, medidor y interruptor de desconexión). Se adjunta una simulación de la foto del emplazamiento de servicio móvil personal aprobado al presente documento.

Obras Públicas determinó que la solicitud cumplía con los requisitos correspondientes de la norma de Obras Públicas: Consulte el Anexo 1 para ver las condiciones de la aprobación final.

Dentro de los quince (15) días calendario de esta notificación, cualquier persona puede apelar la emisión de este permiso ante la Junta de Apelaciones. Las apelaciones deben realizarse por el apelante o por su agente. Por mayor información acerca del proceso de apelación, póngase en contacto con la Junta de Apelaciones al 628-652-1150 o boardofappeals@sfgov.org. **También puede visitar sfgov.org/bdappeal para obtener instrucciones sobre cómo presentar una apelación y para obtener información general sobre el proceso de apelación.**

La apelación debe basarse en uno o más de los siguientes motivos:

1. El Departamento de Salud Pública determinó incorrectamente que la solicitud cumple con la Norma de Cumplimiento de Salud Pública (consulte la Norma de Obras Públicas No. 1507(b)).
2. La solicitud no cumple con la Norma de Compatibilidad aplicable por la siguiente razón:
 - a. El Departamento de Planificación determinó incorrectamente que la solicitud cumple con la Norma de Compatibilidad aplicable (consulte la Norma de Obras Públicas No.1509(b)).
3. La solicitud no cumple con cualquier otro requisito para la obtención de un permiso de un emplazamiento de servicio móvil personal.

Para obtener información adicional sobre la apelación y la aprobación final, puede comunicarse con Yadira Cerrato de Verizon Wireless al 415-989-1102 o escribirle a ycerrato@modusllc.com. También puede comunicarse con Obras Públicas de San Francisco al 628-271-2000.

Programa inalámbrico de Servicios Públicos

Anexo 1

Condiciones de Servicios Públicos de San Francisco:

1. Esta determinación se basa en los dibujos y/o la simulación de la foto. Si la instalación difiere de dichas condiciones, se debe volver a enviar una nueva solicitud a los departamentos para su revisión y comentarios adicionales.
2. Rientas: Siga todas las normas de excavación para obtener los permisos necesarios para la colocación de las riendas. Las riendas deberán evitar cruzar zonas en conflicto, pero no quedan limitadas a las calzadas o a las rampas del cordón.
3. Cumpla con los requisitos de la norma ADA y las leyes federales, estatales y locales.
4. Al finalizar la obra, deberá proporcionar un conjunto de fotos de la instalación con la obra terminada a la Oficina de Permisos de la Oficina de uso de la calle y Cartografía.
5. Mantenga una certificación válida del seguro anual y envíele una copia a la Oficina de Permisos de la Oficina de uso de la calle y Cartografía.

Condiciones del Departamento de Salud Pública de San Francisco:

- Asegúrese de que todo equipo relacionado con la instalación del poste de esta antena no produzca un ruido superior a 45 dBA, medido a tres (3) pies de la fachada del edificio residencial más cercano.
- Asegúrese de que no haya zonas ocupadas públicamente dentro de los cinco (5) pies del frente de la antena Ericsson.
- Una vez instalada la antena, Verizon debe tomar medidas de densidad de potencia de radiofrecuencia (RF) con la antena funcionando a plena potencia para verificar el nivel reportado en el informe Hammett y Edison y para asegurar que no se exceda el nivel de exposición pública de la FCC en ningún área de acceso público. Esta medición debe realizarse nuevamente en el momento de la renovación del permiso.
- Verizon debe ser consciente de que el público en general puede tener inquietudes acerca de la antena y de la fuente potencial de RF cerca de sus viviendas. Verizon debe disponer de un procedimiento para la toma de los niveles de densidad de potencia de RF en las viviendas cercanas cuando sea solicitado por los miembros del público en general.
- De acuerdo con la Norma de Obras Públicas de San Francisco, Artículo 25, Sección 1527 (a) (2) (C) Verizon es responsable de pagar una cuota de \$ 210,00 al Departamento de Salud Pública de San Francisco para esta revisión.

Tenga en cuenta que esta aprobación y las condiciones se aplican sólo a los equipos y a la instalación como se describe. Si se realiza algún cambio en el equipo o se aumenta la potencia radiada efectiva indicada anteriormente, el Departamento de Salud Pública deberá realizar una nueva revisión.

Condiciones del Departamento de Planificación de San Francisco:

1. Plante y mantenga un árbol apropiado en la acera.
2. La antena, y todo el equipo (conducto externo, unidades de radio enlace, cegadores utilizados para cubrir los pernos de soporte [si fuera necesario], y los mecanismos de montaje); salvo la señalización, si se utiliza para detección, todos serán pintados del mismo color que el poste y repintados cuando sea necesario.
3. Remueva la señalización de los equipos elevados (incluyendo el rellenado de las muescas del logotipo del fabricante en las unidades de radioenlace/gabinetes) y pegatinas en equipos que puedan verse desde la acera y las viviendas, a menos que sea requerido por regulaciones gubernamentales.
4. Utilice la señalización de advertencia de RF más pequeña que se permita (4 x 6 pulgadas); y coloque la pegatina de advertencia apuntando hacia afuera, hacia la calle, lo más cercano a la antena como sea posible. La pegatina debe apuntar hacia el otro lado de la calle, cuando no esté frente a una ventana cercana dentro de los 15 pies. El color de fondo de la pegatina debe coincidir con el color de la superficie del poste de montaje; y el logotipo y el texto deben ser blancos.
5. Apile los gabinetes de los equipos (excepto la antena) tan cerca como sea permitido por las reglamentaciones correspondientes y las normas del fabricante de los equipos.
6. Las costuras y los pernos/tornillos en la antena y en el área de la cubierta deben estar fabricados e instalados de una manera tal que reduzca su visibilidad (por ejemplo, tornillos de montaje al ras) desde la acera.
7. No utilice ningún indicador luminoso intermitente visible o algo similar.
8. Las nuevas excavaciones para recintos por debajo del suelo (bóvedas), de utilizarse, no deberán dañar o eliminar cordones de granito. No deben quedar espacios importantes entre la tapa de la bóveda y el material primario de la acera causados por la instalación. Todos los elementos arquitectónicos históricos existentes dentro de la vía pública serán mantenidos y protegidos durante la instalación. No se puede colocar el logotipo ni el nombre de la compañía prestadora del servicio en la tapa de la bóveda.
9. Los elementos no esenciales de la unidad de radioenlace (manija y patas) deben ser eliminados.
10. El instalador se encargará de que el personal del Departamento de Planificación revise la instalación inicial, con el fin de garantizar el cumplimiento de las condiciones antes mencionadas (a pesar de las inspecciones realizadas por el propietario de los postes y del Departamento de Obras Públicas).
11. Verifique que los puntos de acceso de Wi-Fi y el cableado asociado utilizado por el Departamento de Tecnología de la Ciudad no sea dañado durante la instalación (si existe).
12. En caso de que la instalación varíe con respecto a dichas condiciones, deberá volver a presentar la solicitud al Departamento de Planificación para su posterior revisión y comentarios.



Nicolas Huff, PE, Bureau Manager | Bureau of Street-Use & Mapping
nicolas.huff@sfdpw.org | T. 628.271.2000 | 49 South Van Ness Ave. 3rd Floor, San Francisco, CA 94103

PAUNAWA NG PANGHULING PAGPAPASIYA UPANG APRUBAHAN ANG ISANG PERSONAL WIRELESS SERVICE FACILITY SITE PERMIT

Petsa:

Blg. ng Aplikasyon: 21WR-00109

Pangalan ng Aplikante: GTE Mobilnet of California, Limited Partnership (Verizon Wireless)

Lokasyon: 459 Somerset Street

Naprubahan sa wakas ng San Francisco Public Works ang Aplikasyon sa itaas para sa Permisong ng Personal na Wireless Service Facility Site malapit sa 459 Somerset Street isinumite ni **GTE Mobilnet of California, Limited Partnership (Verizon Wireless)**.

Ang antena at iba pang kagamitan na i-install sa lugar na ito ay kasama ang: 3 antena 5G at kagamitan enclosures (radios, metro, at idiskonekta switch). Naka-attach dito ang isang de-letratong simulation ng inaprubahang Personal Wireless Service Facility.

Pagawaing Bayan na natugunan ng Aplikasyon ang mga angkop na kinakailangan ng Kodigong Pagawaing Bayan: Mangyaring tingnan ang Attachment 1 upang matignan ang mga kundisyon ng huling pag-apruba.

Sa loob ng (15) araw ng kalendaryo mula sa petsa ng abisong ito, maaaring i-apela ng sinumang tao sa Board of Appeals ang paglabas ng permisong ito. Kailangang isumite mismo ng apela o ng ahente ng humihingi ng apela ang mga apela. Para sa higit pang impormasyon tungkol sa proseso ng apela, mangyaring makipag-ugnayan mismo sa Konseho ng Pag-aapela sa 628-652-1150 o boardofappeals@sfgov.org. **Maaari mo ring bisitahin ang [sfgov.org/bdappeal](https://www.sfgov.org/bdappeal) para sa mga tagubilin tungkol sa pagsampa ng isang apela at para sa pangkalahatang impormasyon tungkol sa proseso ng pag-apela.**

Ang apela ay dapat na batay sa isa o higit pa sa mga sumusunod na dahilan:

1. Maling natukoy ng Kagawaran ng Pambalikong Kalusugan na ang Aplikasyon ay alinsunod sa Pamantayan ng Pagsunod sa Pampublikong Kalusugan (tinganan ang Kodigo ng Pagawaing Bayan § 1507(b)).
2. Aplikasyon hindi ang nalalapit na Pamantayan ng Pagkakatugma para sa mga sumusunod na kadahilanan:
 - a. Maling natukoy ng Kagawaran ng Pagpapalano na natutugunan ng Aplikasyon ang nalalapat na Pamantayan ng Pagkakatugma (tingnan ang Kodigo ng Pagawaing Bayan § 1509(b)).
3. Hindi naaayon ang Aplikasyon sa anumang kinakailangan para sa pagkuha ng isang Personal Wireless Service Facility Site Permit.

Upang makakuha ng karagdagang impormasyon tungkol sa Aplikasyon at final approval, makipag-ugnay kay Yadira Cerrato, kinatawan ng Verizon Wireless sa 415-989-1102 o ycerrato@modusllc.com. Maaari ka ring makipag-ugnayan kay San Francisco Pagawaing Bayan sa 628-271-2000.

Programang Wireless ng Pagawaing Bayan

Attachment 1

Mga Kondisyon ng Pagawaing Bayan ng San Francisco:

1. Ang pagpapasiya ito ay batay sa inilarawang mga guhit at/o de-letratong simulation. Kung iba man ang paglalagay mula sa mga nasabing kondisyon, isang bagong aplikasyon kailangan itong isumite muli sa (mga) Kagawaran para sa higit pang pagsusuri at puna.
2. Mga Down Guy: Sundin ang lahat ng kodigo sa paghuhukay upang makuha ang mga kinakailangang pahintulot para sa paglalagay ng mga down guy. Dapat iwasan ng down guy ang pagtawid sa mga di-akmang lugar kasama ang, ngunit hindi limitado sa, mga daanan ng sasakyan at mga ramp sa gilid ng bangketa.
3. Sumunod sa mga iniaatas ng kodigong ADA para sa mga Pederal na batas, batas ng Estado, o lokal na batas.
4. Sa pagtatapos ng trabaho, magbibigay ng isang set ng mga ginawang litrato ng installation para sa Bureau Street Use & Mapping Permit Office.
5. Magpanatili ng isang may bisang sertipikasyon ng kasiguraduhan taun-taon at magbigay ng isang kopya sa Opisina ng Pagpapahintulot ng Kawanihan ng Paggamit ng Kalsada at Pagmamapa.

Mga Kondisyon ng Kagawaran ng Pampublikong Kalusugan ng San Francisco:

- Tiyaking anumang kagamitang may kinalaman sa paglalagay ng poste ng antenang ito ay hindi gagawa ng ingay na lampas sa 45 dBA kapag sinukat sa layong tatlong (3) talampakan mula sa pinakamalapit na harapan ng residensyal na gusali.
- Siguruhin na walang mga okupadong pampublikong lugar na may layong lima (5) talampakan mula sa harapan ng antena Ericsson.
- Sa oras na mailagay ang antena, kinakailangang kumuha ang Verizon ng mga radio frequency (RF) na sukat ng power density habang ang antena ay ganap na tumatakbo nang buong lakas upang masuri ang antas na inulat sa ulat ng Hammett at Edison at upang matiyak na ang FCC na antas ng public exposure ay hindi higit sa anumang lugar na napupuntahan ng publiko. Kailangang kunin ulit ang sukat na ito sa oras ng pag-renew ng permiso.
- Kinakailangang alam ng Verizon na ang publiko ay maaaring may mga alalahanin tungkol sa antena at ang potensiyal na pagmumulan ng RF source na malapit sa kanilang mga tirahan. Ang Verizon ay kinakailangang may paraan sa pagkuha ng mga RF na antas ng power density sa mga kalapit na tirahan kung hiniling ng mga miyembro ng publiko.
- Alinsunod sa San Francisco Public Works Code, Art. 25, Sec. 1527 (a)(2)(C) Responsable ang Verizon sa pagbabayad ng halagang \$210.00 sa San Francisco Department of Public Health para sa rebisyong ito.

Pakitandaan na ang pag-aprubang ito at anumang kondisyon ay nalalapat lamang sa kagamitan at paglalagay tulad ng inilarawan. Kung may ginawang anumang pagbabago sa kagamitan o anumang pagtaas sa epektibong radiated power na inilarawan sa itaas, kailangang isagawa ng Kagawaran ng Pampublikong Kalusugan ang isang bagong pagsusuri.

Mga Kondisyon ng Kagawaran ng Pagpaplano ng San Francisco:

1. Magtanim at magpanatili ng naaakmang puno sa kalsada.
2. Ang antena at lahat ng kagamitan (panlabas na conduit, mga radio relay unit, mga blinder na ginagamit upang balutin ang mga bracket na trangka [kung kinakailangan], at mga mekanismo sa pagkakabit); maliban sa karatula, kung ginagamit para sa pagsasala, kinakailangang pinturahan ang lahat upang bumagay sa poste at muling pinturahan kung kinakailangan.
3. Alisin ang mga nakaangat na karatula ng kagamitan (kabilang ang pagpupuno sa mga manufacturer logo indentation sa mga radio relay unit/kabinet) at mga kagamitang decal na maaaring makita mula sa bangketa at tirahan, maliban kung iniaatas ng regulasyon ng gobyerno.
4. Gamitin ang pinakamaliit na RF na karatulang pangbabala na pinahihitulan (4 x 6 pulgada); at ilagay ang pangbabalang sticker nang nakaharap sa kalsada, sa isang lokasyong malapit sa antena, kung maaari. Kinakailangang nakaharap malayo sa kalsada ang sticker, kung hindi nakaharap sa isang kalapit na bintana sa loob ng 15 talampakan. Dapat tumugma ang background na kulay ng sticker sa surface na pinagkakabit nito sa poste; at ang logo at sulat ay dapat kulay puti.
5. Ang mga enclosure ng stack ng kagamitan (hindi kasama ang antena) ay maaaring magkalapit hanggat maaari ayon sa nalalapat na regulasyon at mga pamantayan sa kagamitan ng manufacturer.
6. Ang mga seam at trangka/turnilyo sa assembly area ng antena at pagbabalot ay kinakailangang gawin at ikabit sa paraang hindi nakikita ang mga ito (hal. mga flush mounting na turnilyo) mula sa lebel ng bangketa.
7. Huwag gumamit ng anumang nakikitang ilaw na flashing indicator o katulad nito.
8. Ang mga bagong enclosure excavation sa ilalim ng lupa (vault), kung ginamit, ay hindi dapat makasira o maalisa ang mga granite na curb. Walang kapansing-pansing siwang ang dapat malikha sa pagitan ng takip ng bakod ng vault at pangunahing materyal ng bangketa dahil sa paglalagay. Ang anumang iba pang umiiral na makasaysayang elementong arkitektural sa loob ng pampublikong right-of-way ay dapat panatilihin at protektahan sa panahon ng paglalagay. Walang maaaring ilagay na logo o pangalan ng carrier sa takip ng vault.
9. Ang mga hindi mahalagang radio relay unit element (hawakan at mga binti) ay tatanggalin.
10. Ang tagalagay ay kinakailangang ihanda ang mga tauhan ng Kagawaran ng Pagpaplanong suriin ang unang paglalagay, upang matiyak ang pagsunod sa mga nabanggit na kondisyon (hindi kabilang mga inspeksyon ng may-ari ng poste at ang Kagawaran ng Pagawaing Bayan).
11. Siguraduhing ang mga Access Points ng Wi-Fi at mga kasamang wiring, na ginagamit ng City's Department of Technology, ay hindi masisira habang ini-install (kung meron).
12. Kung mag-iba man ang paglalagay mula sa mga nasabing kondisyon, muling isusumite ang aplikasyon sa Kagawaran ng Pagpaplano para sa higit pang pagsusuri at puna.

Exhibit E: Declaration of Posting Re: Notice of
Final of Determination of Application for a
Personal Wireless Service Facility Site Permit

STATE OF CALIFORNIA

) ss.

COUNTY OF SAN FRANCISCO)

DECLARATION OF POSTING RE: POSTING OF
NOTICE OF FINAL DETERMINATION OF
APPLICATION FOR A PERSONAL WIRELESS
SERVICE FACILITY SITE
PERMIT

I, [Yadira Cerrato] do hereby declare as follows:

1. I am a Project Manager at Modus, LLC. I am over 18 years of age and I am a resident of the County of San Francisco, State of California.
2. On [3/9/2022] Modus, LLC. caused to be posted a copy of the "Final Determination of Personal Wireless Service Facility Site Permit" for Permit [21WR-00109] to utility poles located along the block face upon which the Personal Wireless Service Facility is located. Location posted in compliance with Public Works Code 1512(b)(2).

I declare under penalty of perjury under the laws of the State of California that the foregoing is true and correct.

Executed 3/9/2022 at County of San Francisco, California.

By: *Yadira Cerrato*

[Yadira Cerrato]



Mar 9, 2022 at 1:54:42 PM
459 Somerset St
San Francisco CA 94134
United States



Nicolas Huff, PE, Bureau Manager | Bureau of Street-Use & Mapping
nicolas.huff@sfdpw.org | T. 628.271.2000 | 49 South Van Ness Ave. 3rd Floor, San Francisco, CA 94103

NOTICE OF FINAL DETERMINATION TO APPROVE A PERSONAL WIRELESS SERVICE FACILITY SITE PERMIT

Date: 3/9/2022

Application No.: 21WR-00109
Applicant Name: GTE Mobilnet of California, Limited Partnership (Verizon Wireless)
Location: 459 SOMERSET ST

San Francisco Public Works has finally approved the above-referenced Application for a Personal Wireless Service Facility Site Permit in the vicinity of 459 SOMERSET ST submitted by GTE Mobilnet of California, Limited Partnership (Verizon Wireless).

The antenna and other equipments to be installed at this location include: Three (3) 5G antennas and equipment enclosures (meter and disconnect switch).. A photo-simulation of the approved Personal Wireless Service Facility is attached.

Public Works has made a determination that the Application satisfied the applicable requirements of the Public Works Code. Please see Attachment 1 to view the final approval's condition(s).

Within fifteen (15) calendar days of this notice, any person may appeal the issuance of this permit to the Board of Appeals. Appeals must be filed by either the appellant or the appellant's agent. For further information regarding the appeal process, please contact the Board of Appeals at 628-652-1150 or boardofappeals@sfgov.org. You may also visit sfgov.org/bdappeal for instructions concerning filing an appeal and for general information concerning the appeals process.

An appeal must be based on one or more of the following grounds:

1. The Department of Public Health incorrectly determined that the Application complies with the Public Health Compliance Standard (Public Works Code § 1507(b)).

Mar 9, 2022 at 1:57:30 PM
500 Goettingen St
San Francisco CA 94134
United States



Nicolas Huff, PE, Bureau Manager | Bureau of Street-Use & Mapping
nicolas.huff@sfdpw.org | T. 628.271.2000 | 49 South Van Ness Ave. 3rd Floor, San Francisco, CA 94103

NOTICE OF FINAL DETERMINATION TO APPROVE A PERSONAL WIRELESS SERVICE FACILITY SITE PERMIT

Date: **3/9/2022**

Application No.: **21WR-00109**

Applicant Name: **GTE Mobilnet of California, Limited Partnership (Verizon Wireless)**

Location: **459 SOMERSET ST**

San Francisco Public Works has finally approved the above-referenced Application for a Personal Wireless Service Facility Site Permit in the vicinity of 459 SOMERSET ST submitted by **GTE Mobilnet of California, Limited Partnership (Verizon Wireless)**.

The antenna and other equipments to be installed at this location include: Three (3) 5G antennas and equipment enclosures (meter and disconnect switch).. A photo-simulation of the approved Personal Wireless Service Facility is attached.

Public Works has made a determination that the Application satisfied the applicable requirements of the Public Works Code. Please see Attachment 1 to view the final approval's condition(s).

Within fifteen (15) calendar days of this notice, any person may appeal the issuance of this permit to the Board of Appeals. Appeals must be filed by either the appellant or the appellant's agent. For further information regarding the appeal process, please contact the Board of Appeals at 628-652-1150 or boardofappeals@sfgov.org. You may also visit sfgov.org/bdappeal for instructions concerning filing an appeal and for general information concerning the appeals process.

An appeal must be based on one or more of the following grounds:

1. The Department of Public Health incorrectly determined that the Application complies with the Public Health Compliance Standard (Public Works Code § 1507(b)).

Mar 9, 2022 at 1:58:48 PM
445 Wayland St
San Francisco CA 94134
United States

C-Line.com
Style #48912 1-888-810-9120



Nicolas Huff, PE, Bureau Manager | Bureau of Street-Use & Mapping
nicolas.huff@sfdpw.org | T. 628.271.2000 | 49 South Van Ness Ave, 3rd Floor, San Francisco, CA 94103

NOTICE OF FINAL DETERMINATION TO APPROVE A PERSONAL WIRELESS SERVICE FACILITY SITE PERMIT

Date: **3/9/2022**

Application No.: 21WR-00109
Applicant Name: GTE Mobilnet of California, Limited Partnership (Verizon Wireless)
Location: 459 SOMERSET ST

San Francisco Public Works has finally approved the above-referenced Application for a Personal Wireless Service Facility Site Permit in the vicinity of 459 SOMERSET ST submitted by GTE Mobilnet of California, Limited Partnership (Verizon Wireless).

The antenna and other equipments to be installed at this location include: Three (3) 5G antennas and equipment enclosures (meter and disconnect switch).. A photo-simulation of the approved Personal Wireless Service Facility is attached.

Public Works has made a determination that the Application satisfied the applicable requirements of the Public Works Code. Please see Attachment 1 to view the final approval's condition(s).

Within fifteen (15) calendar days of this notice, any person may appeal the issuance of this permit to the Board of Appeals. Appeals must be filed by either the appellant or the appellant's agent. For further information regarding the appeal process, please contact the Board of Appeals at 628-652-1150 or boardofappeals@sfgov.org. You may also visit sfgov.org/bdappeal for instructions concerning filing an appeal and for general information concerning the appeals process.

An appeal must be based on one or more of the following grounds:

1. The Department of Public Health incorrectly determined that the Application complies with the Public Health Compliance Standard (Public Works Code § 1507(b)).

Mar 9, 2022 at 2:00:08 PM
501 Wayland St
San Francisco CA 94134
United States



Nicolas Huff, PE, Bureau Manager | Bureau of Street-Use & Mapping
nicolas.huff@sfdpw.org | T. 628.271.2000 | 49 South Van Ness Ave. 3rd Floor, San Francisco, CA 94103

NOTICE OF FINAL DETERMINATION TO APPROVE A PERSONAL WIRELESS SERVICE FACILITY SITE PERMIT

Date: 3/9/2022

Application No.: 21WR-00109
Applicant Name: GTE Mobilnet of California, Limited Partnership (Verizon Wireless)
Location: 459 SOMERSET ST

San Francisco Public Works has finally approved the above-referenced Application for a Personal Wireless Service Facility Site Permit in the vicinity of 459 SOMERSET ST submitted by GTE Mobilnet of California, Limited Partnership (Verizon Wireless).

The antenna and other equipments to be installed at this location include: Three (3) 5G antennas and equipment enclosures (meter and disconnect switch).. A photo-simulation of the approved Personal Wireless Service Facility is attached.

Public Works has made a determination that the Application satisfied the applicable requirements of the Public Works Code. Please see Attachment 1 to view the final approval's condition(s).

Within fifteen (15) calendar days of this notice, any person may appeal the issuance of this permit to the Board of Appeals. Appeals must be filed by either the appellant or the appellant's agent. For further information regarding the appeal process, please contact the Board of Appeals at 628-652-1150 or boardofappeals@sfgov.org. You may also visit sfgov.org/bdappeal for instructions concerning filing an appeal and for general information concerning the appeals process.

An appeal must be based on one or more of the following grounds:

1. The Department of Public Health incorrectly determined that the Application complies with the Public Health Compliance Standard (Public Works Code § 1507(b)).

Mar 9, 2022 at 2:01:55 PM
501 Wayland St
San Francisco CA 94134
United States



Nicolas Huff, PE, Bureau Manager | Bureau of Street-Use & Mapping
nicolas.huff@sfdpw.org | T. 628.271.2000 | 49 South Van Ness Ave. 3rd Floor, San Francisco, CA 94103

NOTICE OF FINAL DETERMINATION TO APPROVE A PERSONAL WIRELESS SERVICE FACILITY SITE PERMIT

Date: **3/9/2022**

Application No.: 21WR-00109

Applicant Name: GTE Mobilnet of California, Limited Partnership (Verizon Wireless)

Location: 459 SOMERSET ST

San Francisco Public Works has finally approved the above-referenced Application for a Personal Wireless Service Facility Site Permit in the vicinity of 459 SOMERSET ST submitted by GTE Mobilnet of California, Limited Partnership (Verizon Wireless).

The antenna and other equipments to be installed at this location include: Three (3) 5G antennas and equipment enclosures (meter and disconnect switch).. A photo-simulation of the approved Personal Wireless Service Facility is attached.

Public Works has made a determination that the Application satisfied the applicable requirements of the Public Works Code. Please see Attachment 1 to view the final approval's condition(s).

Within fifteen (15) calendar days of this notice, any person may appeal the issuance of this permit to the Board of Appeals. Appeals must be filed by either the appellant or the appellant's agent. For further information regarding the appeal process, please contact the Board of Appeals at 628-652-1150 or boardofappeals@sfgov.org. You may also visit sfgov.org/bdappeal for instructions concerning filing an appeal and for general information concerning the appeals process.

An appeal must be based on one or more of the following grounds:

1. The Department of Public Health incorrectly determined that the Application complies with the Public Health Compliance Standard (Public Works Code § 1507(b)).



Nicolas Huff, PE, Bureau Manager | Bureau of Street-Use & Mapping
nicolas.huff@sfdpw.org | T. 628.271.2000 | 49 South Van Ness Ave. 3rd Floor, San Francisco, CA 94103

NOTICE OF FINAL DETERMINATION TO APPROVE A PERSONAL WIRELESS SERVICE FACILITY SITE PERMIT

Date: **3/9/2022**

Application No.: 21WR-00109

Applicant Name: GTE Mobilnet of California, Limited Partnership (Verizon Wireless)

Location: 459 SOMERSET ST

San Francisco Public Works has finally approved the above-referenced Application for a Personal Wireless Service Facility Site Permit in the vicinity of 459 SOMERSET ST submitted by **GTE Mobilnet of California, Limited Partnership (Verizon Wireless)**.

The antenna and other equipments to be installed at this location include: Three (3) 5G antennas and equipment enclosures (meter and disconnect switch).. A photo-simulation of the approved Personal Wireless Service Facility is attached.

Public Works has made a determination that the Application satisfied the applicable requirements of the Public Works Code. Please see Attachment 1 to view the final approval's condition(s).

Within fifteen (15) calendar days of this notice, any person may appeal the issuance of this permit to the Board of Appeals. Appeals must be filed by either the appellant or the appellant's agent. For further information regarding the appeal process, please contact the Board of Appeals at 628-652-1150 or boardofappeals@sfgov.org. **You may also visit [sfgov.org/bdappeal](https://www.sfgov.org/bdappeal) for instructions concerning filing an appeal and for general information concerning the appeals process.**

An appeal must be based on one or more of the following grounds:

1. The Department of Public Health incorrectly determined that the Application complies with the Public Health Compliance Standard (Public Works Code § 1507(b)).

2. The Application does not meet the applicable Compatibility Standard for the following reason(s):
 - a. The Planning Department incorrectly determined that the Application meets the applicable Compatibility Standard (see Public Works Code § 1509(b)).
3. The Application does not comply with any other requirement for obtaining a Personal Wireless Service Facility Site Permit.

To obtain additional information concerning the Application and final approval you may contact Yadira Cerrato of Verizon Wireless at 415-989-1102 or ycerrato@modusllc.com. You may also contact San Francisco Public Works at 628-271-2000.

Public Works Wireless Program

Attachment 1

San Francisco Public Works Conditions:

1. This determination is based on the depicted drawings and/or photo simulation. Should the installation vary from said conditions, a new application should be resubmitted to Department(s) for further review and comment.
2. Down Guys: Follow all excavation codes to obtain the necessary permits for placement of down guys. Down guy shall avoid crossing conflicting areas but not limited to driveways, curb ramps.
3. Comply with ADA code requirements for Federal, State, local laws.
4. At the conclusion of the work, provide a set of as built photos of the installation to the Bureau Street-use & Mapping Permit Office.
5. Maintain a valid certification of insurance annually and forward a copy to the Bureau Street-use & Mapping Permit Office.

San Francisco Department of Public Health Conditions:

- Ensure that any equipment associated with the pole installation of this antenna does not produce a noise in excess of 45 dBA as measured at three (3) feet from the nearest residential building façade.
- Ensure that there are no publicly occupied areas within five (5) feet from the face of the Ericsson antennas.
- Once the antenna is installed, Verizon must take radio frequency (RF) power density measurements with the antenna operating at full power to verify the level reported in the Hammett and Edison report and to ensure that the FCC public exposure level is not exceeded in any publicly accessible area. This measurement must be taken again at the time of the permit renewal.
- Verizon should be aware that the general public may have concerns about the antenna and potential RF source near their dwellings. Verizon should have in place a procedure for taking RF power density levels in nearby dwellings when requested by the members of the general public.
- In accordance with the San Francisco Public Works Code, Art. 25, Sec. 1527 (a)(2)(C) Verizon is responsible for paying a fee of \$210.00 to the San Francisco Department of Public Health for this review.

Please note that this approval and any conditions apply only to the equipment and installation as described. If any changes in the equipment or any increase in the effective radiated power described above are made, a new review by the Department of Public Health must be conducted.

San Francisco Planning Department Conditions:

1. Plant and maintain an appropriate street tree.

2. Antenna, and all equipment (external conduit, radio relay units, blinders used to shroud bracket bolts [if needed], and mounting mechanisms); except signage, if used for screening, shall all be painted to match the pole and repainted as needed.
3. Remove raised equipment signage (including filling in manufacturer logo indentations on radio relay units/cabinets) and equipment decals that may be visible from sidewalk and dwellings, unless required by government regulation.
4. Utilize smallest RF warning signage allowed (4 x 6 inches); and place the warning sticker facing out toward street, at a location as close to antenna as is feasible. Sticker shall face away from street, when not facing a nearby window within 15 feet. Background color of sticker shall match the pole-mounting surface; and logo and text shall be white.
5. Stack equipment enclosures (not including antenna) as close as allowed by applicable regulation and manufacturer equipment standards.
6. Seams and bolts/screws at antenna and shroud assembly area shall be fabricated and installed in a manner so as to reduce their visibility (e.g. flush mounting screws) from sidewalk level.
7. Not utilize any visible flashing indicator lights or similar.
8. New below ground enclosure excavations (vault), if utilized, shall not damage or remove granite curbs. No significant gaps shall be created between vault enclosure lid and primary sidewalk material due to installation. Any other existing historic architectural elements within the public right-of-way shall be retained and protected during installation. No carrier logo or carrier name may be placed on the vault lid.
9. Non-essential radio relay unit elements (handle and legs) shall be removed.
10. The installer shall arrange to have Planning Department staff review the initial installation, in order to ensure compliance with the aforementioned conditions (notwithstanding inspections by pole owner and Department of Public Works).
11. Ensure Wi-Fi Access Points and associated wiring, utilized by the City's Department of Technology, are not damaged during installation (if present).
12. Should the installation vary from said conditions, the application shall be resubmitted to the Planning Department for further review and comment.

view from Wayland Street looking northeast at site



SF Excelsior 014
Adjacent to 459 Somerset Street, San Francisco, CA
Photosims Produced on 12-9-2021

Existing

Proposed



view from Wayland Street looking northwest at site



SF Excelsior 014
Adjacent to 459 Somerset Street, San Francisco, CA
Photosims Produced on 12-9-2021

Existing



Proposed



Proposed Verizon
Antennas & Equipment





Nicolas Huff, PE, Bureau Manager | Bureau of Street-Use & Mapping
nicolas.huff@sfdpw.org | T. 628.271.2000 | 49 South Van Ness Ave. 3rd Floor, San Francisco, CA 94103

最後裁定興建個人無線服務設施據點許可 之申請案的公告通知

日期: **3/9/2022**

申請案編號: **21WR-00109**

申請人姓名: **GTE Mobilnet of California, Limited Partnership (Verizon Wireless)** 位置:
Somerset 街 459 號

公共工程署最終核准有關於在 Somerset 街 459 號由 **GTE Mobilnet of California, Limited Partnership (Verizon Wireless)** 所提交的鄰近區域, 興建個人無線服務設施據點的上述申請案。

天線等設備將安裝之設備包括: 三 (3) 台 5G 天線和兩個設備外殼 (收音機、儀錶、斷開開關)。在此附上經核准的個人無線服務設施照片模擬資料圖。

公共工程已確定該申請滿足公共工程法規的適用要求。請參閱附件1以查看最終批准條件。

自本通知核發的十五 (15) 個曆日內, 任何人都能向上訴委員會就本許可的核發提出上訴。上訴人或其代理人必須親自提起上訴。有關上訴程序的更多信息, 請致電628-652-1150與上訴委員會聯繫, 或 boardofappeals@sfgov.org。您也可以訪問 sfgov.org/bdappeal, 以獲取有關提出申訴的說明以及有關申訴程序的一般信息。

上訴必須以下列一或多項觀點為立論基礎：

1. 公共衛生署錯誤判定申請案符合公共衛生法規遵循標準（參見公共工程署規章 § 1507(b)）。
2. 該應用程序不符合適用的兼容性標準，原因如下：
 - a. 規劃署錯誤判定申請案符合適用之相容性標準（參見公共工程署規章 § 1509(b)）。
3. 申請案不符合任何其他取得個人無線服務設施據點許可的要求。

如欲取得更多關於申請案與最終核准之資訊，您可透過 415-989-1102及 ycerrato@modusllc.com 與 Verizon Wireless 之 Yadira Cerrato 聯絡。詳情請洽詢舊金山公共工程署的電話：628-271-2000。

公共工程署無線計畫

附件1

舊金山公共工程署條件：

1. 本建議是以與描繪之圖例和／或照片模擬之精準情況為基礎。若安裝與所述情況有任何差異，一個新的應用應重新提交至相關各署，進一步進行審核和評估
2. 地錨拉線：請遵守所有開挖規章，以取得放置地錨拉線的必要許可。地錨拉線應避開十字路口交會區，但不限定於車道、路緣坡道。
3. 遵循聯邦、各州、地方法律之 ADA 規章規定。
4. 在完工時，應對街道使用和勘測製圖許可局提供一組安裝的建構照片。
5. 每年皆應維持一份有效的保險憑證，並將一份複本轉送給街道使用和勘測製圖許可局。

舊金山公共衛生署條件：

- 確保本天線之電線桿安裝相關之任何設備，在從最近居住建築物牆面至少三 (3) 英尺測量時，皆不得發出超過 45 dBA 之噪音。
- 確保距離 Ericsson 天線五 (5) 英尺範圍內，無任何公有用地。
- 一旦安裝天線之後，Verizon 就必須在天線以全功率運作的情況下執行射頻 (RF) 密度測量，確認在 Hammett 和 Edison 報告中的等級，並確保在任何公共空間中皆不得超過 FCC 公共空間曝露值。應在更新許可時重新進行本測量。
- Verizon 應知悉一般民眾可能會對其住所附近的任何天線和潛在射頻 (RF) 來源感到疑慮。Verizon 應在一般民眾要求時，在附近建築物放置檢測射頻 (RF) 密度等級之設施。
- 根據舊金山公共衛生署規章第 25 條第 1527 (a)(2)(C) 小節，Verizon 需負責對舊金山公共衛生署支付 \$210.00 美元之審核費用。

請注意，本核准和任何條件僅適用於本文所指涉之設備和安裝設施。若設備有任何變更或增加前述之有效輻射功率，就必須由公共衛生署實施新審核。

舊金山規劃署條件：

1. 種植和維護適當之街道樹木。
2. 天線，以及除看板之外之任何用來遮蔽的所有設備（外部導線、無線電中繼系統、用來遮蔽托架螺栓之遮罩 [如果需要的話] 和安裝設施），皆應漆上與電線桿同色之油漆，或視需要重新油漆。
3. 拆除任何可從人行道和住所看到之非政府法規規定以外的凸出設備看板和設備貼紙（包括無線電中繼系統／機櫃中的製造商標誌凹口內的填充物）。
4. 可使用最小型的射頻警告看板（4 x 6 吋），並儘可能在靠近天線的位置放置面朝向外面街道的警告貼紙。貼紙應面朝街道，但不面朝 15 英尺範圍內之附近窗戶。貼紙之背景色應與柱式安裝表面相符，而標誌及文字應為白色。
5. 應在適用法規和製造商設備標準之許可範圍內，儘可能緊密圍住疊架設備（不包括天線）。
6. 天線處之接合口和網罩組件區域之螺栓／螺絲，應以儘可能降低其從人行道上目測可見程度之方式製造及安裝（例如齊平式安裝螺絲）；
7. 不得使用任何明顯之閃光指示燈或類似設備。
8. 若使用新的地下機箱開鑿（圓拱），則不得損壞或去除花崗岩緣石。不得因為安裝設備，而在圓拱機箱蓋和主要人行道材質之間造成重大間隙。公共道路用地內的任何其他現有歷史建築體，皆應在安裝設備時予以維持和保護。在圓拱蓋上不得標示任何電信商標誌或電信商名稱。
9. 應拆除非必要的無線電中繼系統元件（把手和腳架）。
10. 安裝人員應安排規劃署人員審查初步安裝作業，藉以確保遵守上述所有條件（不論是由電線桿所有人或公共衛生署檢驗）。
11. 確保城市技術部門使用的Wi-Fi接入點和相關線路在安裝過程中不會受損（如果有）。
12. 若安裝與所述情況有任何差異，應重新提交至規劃署，進一步審核和評估。



Nicolas Huff, PE, Bureau Manager | Bureau of Street-Use & Mapping
nicolas.huff@sfdpw.org | T. 628.271.2000 | 49 South Van Ness Ave. 3rd Floor, San Francisco, CA 94103

AVISO DE DETERMINACIÓN FINAL PARA APROBAR LA INSTALACIÓN DE UN EMPLAZAMIENTO DE SERVICIO MÓVIL PERSONAL

Fecha: **3/9/2022**

No. de solicitud: 21WR-00109

Nombre del solicitante: GTE Mobilnet of California, Limited Partnership (Verizon Wireless)

Ubicación: 459 Somerset Street

Obras Públicas de San Francisco ha finalmente aprobado la solicitud de permiso para la instalación de un emplazamiento de servicio móvil personal antes mencionada en las proximidades de 459 Somerset Street presentada por **GTE Mobilnet de California, Limited Partnership (Verizon Wireless)**.

La antena y otros equipos que se instalará en esta ubicación incluye: 3 antenas 5G y cajas de equipamiento (radios, medidor y interruptor de desconexión). Se adjunta una simulación de la foto del emplazamiento de servicio móvil personal aprobado al presente documento.

Obras Públicas determinó que la solicitud cumplía con los requisitos correspondientes de la norma de Obras Públicas: Consulte el Anexo 1 para ver las condiciones de la aprobación final.

Dentro de los quince (15) días calendario de esta notificación, cualquier persona puede apelar la emisión de este permiso ante la Junta de Apelaciones. Las apelaciones deben realizarse por el apelante o por su agente. Por mayor información acerca del proceso de apelación, póngase en contacto con la Junta de Apelaciones al 628-652-1150 o boardofappeals@sfgov.org. **También puede visitar sfgov.org/bdappeal para obtener instrucciones sobre cómo presentar una apelación y para obtener información general sobre el proceso de apelación.**

La apelación debe basarse en uno o más de los siguientes motivos:

1. El Departamento de Salud Pública determinó incorrectamente que la solicitud cumple con la Norma de Cumplimiento de Salud Pública (consulte la Norma de Obras Públicas No. 1507(b)).
2. La solicitud no cumple con la Norma de Compatibilidad aplicable por la siguiente razón:
 - a. El Departamento de Planificación determinó incorrectamente que la solicitud cumple con la Norma de Compatibilidad aplicable (consulte la Norma de Obras Públicas No.1509(b)).
3. La solicitud no cumple con cualquier otro requisito para la obtención de un permiso de un emplazamiento de servicio móvil personal.

Para obtener información adicional sobre la apelación y la aprobación final, puede comunicarse con Yadira Cerrato de Verizon Wireless al 415-989-1102 o escribirle a ycerrato@modusllc.com. También puede comunicarse con Obras Públicas de San Francisco al 628-271-2000.

Programa inalámbrico de Servicios Públicos

Anexo 1

Condiciones de Servicios Públicos de San Francisco:

1. Esta determinación se basa en los dibujos y/o la simulación de la foto. Si la instalación difiere de dichas condiciones, se debe volver a enviar una nueva solicitud a los departamentos para su revisión y comentarios adicionales.
2. Rientas: Siga todas las normas de excavación para obtener los permisos necesarios para la colocación de las rientas. Las rientas deberán evitar cruzar zonas en conflicto, pero no quedan limitadas a las calzadas o a las rampas del cordón.
3. Cumpla con los requisitos de la norma ADA y las leyes federales, estatales y locales.
4. Al finalizar la obra, deberá proporcionar un conjunto de fotos de la instalación con la obra terminada a la Oficina de Permisos de la Oficina de uso de la calle y Cartografía.
5. Mantenga una certificación válida del seguro anual y envíele una copia a la Oficina de Permisos de la Oficina de uso de la calle y Cartografía.

Condiciones del Departamento de Salud Pública de San Francisco:

- Asegúrese de que todo equipo relacionado con la instalación del poste de esta antena no produzca un ruido superior a 45 dBA, medido a tres (3) pies de la fachada del edificio residencial más cercano.
- Asegúrese de que no haya zonas ocupadas públicamente dentro de los cinco (5) pies del frente de la antena Ericsson.
- Una vez instalada la antena, Verizon debe tomar medidas de densidad de potencia de radiofrecuencia (RF) con la antena funcionando a plena potencia para verificar el nivel reportado en el informe Hammett y Edison y para asegurar que no se exceda el nivel de exposición pública de la FCC en ningún área de acceso público. Esta medición debe realizarse nuevamente en el momento de la renovación del permiso.
- Verizon debe ser consciente de que el público en general puede tener inquietudes acerca de la antena y de la fuente potencial de RF cerca de sus viviendas. Verizon debe disponer de un procedimiento para la toma de los niveles de densidad de potencia de RF en las viviendas cercanas cuando sea solicitado por los miembros del público en general.
- De acuerdo con la Norma de Obras Públicas de San Francisco, Artículo 25, Sección 1527 (a) (2) (C) Verizon es responsable de pagar una cuota de \$ 210,00 al Departamento de Salud Pública de San Francisco para esta revisión.

Tenga en cuenta que esta aprobación y las condiciones se aplican sólo a los equipos y a la instalación como se describe. Si se realiza algún cambio en el equipo o se aumenta la potencia radiada efectiva indicada anteriormente, el Departamento de Salud Pública deberá realizar una nueva revisión.

Condiciones del Departamento de Planificación de San Francisco:

1. Plante y mantenga un árbol apropiado en la acera.
2. La antena, y todo el equipo (conducto externo, unidades de radio enlace, cegadores utilizados para cubrir los pernos de soporte [si fuera necesario], y los mecanismos de montaje); salvo la señalización, si se utiliza para detección, todos serán pintados del mismo color que el poste y repintados cuando sea necesario.
3. Remueva la señalización de los equipos elevados (incluyendo el rellenado de las muescas del logotipo del fabricante en las unidades de radioenlace/gabinetes) y pegatinas en equipos que puedan verse desde la acera y las viviendas, a menos que sea requerido por regulaciones gubernamentales.
4. Utilice la señalización de advertencia de RF más pequeña que se permita (4 x 6 pulgadas); y coloque la pegatina de advertencia apuntando hacia afuera, hacia la calle, lo más cercano a la antena como sea posible. La pegatina debe apuntar hacia el otro lado de la calle, cuando no esté frente a una ventana cercana dentro de los 15 pies. El color de fondo de la pegatina debe coincidir con el color de la superficie del poste de montaje; y el logotipo y el texto deben ser blancos.
5. Apile los gabinetes de los equipos (excepto la antena) tan cerca como sea permitido por las reglamentaciones correspondientes y las normas del fabricante de los equipos.
6. Las costuras y los pernos/tornillos en la antena y en el área de la cubierta deben estar fabricados e instalados de una manera tal que reduzca su visibilidad (por ejemplo, tornillos de montaje al ras) desde la acera.
7. No utilice ningún indicador luminoso intermitente visible o algo similar.
8. Las nuevas excavaciones para recintos por debajo del suelo (bóvedas), de utilizarse, no deberán dañar o eliminar cordones de granito. No deben quedar espacios importantes entre la tapa de la bóveda y el material primario de la acera causados por la instalación. Todos los elementos arquitectónicos históricos existentes dentro de la vía pública serán mantenidos y protegidos durante la instalación. No se puede colocar el logotipo ni el nombre de la compañía prestadora del servicio en la tapa de la bóveda.
9. Los elementos no esenciales de la unidad de radioenlace (manija y patas) deben ser eliminados.
10. El instalador se encargará de que el personal del Departamento de Planificación revise la instalación inicial, con el fin de garantizar el cumplimiento de las condiciones antes mencionadas (a pesar de las inspecciones realizadas por el propietario de los postes y del Departamento de Obras Públicas).
11. Verifique que los puntos de acceso de Wi-Fi y el cableado asociado utilizado por el Departamento de Tecnología de la Ciudad no sea dañado durante la instalación (si existe).
12. En caso de que la instalación varíe con respecto a dichas condiciones, deberá volver a presentar la solicitud al Departamento de Planificación para su posterior revisión y comentarios.



Nicolas Huff, PE, Bureau Manager | Bureau of Street-Use & Mapping
nicolas.huff@sfdpw.org | T. 628.271.2000 | 49 South Van Ness Ave. 3rd Floor, San Francisco, CA 94103

PAUNAWA NG PANGHULING PAGPAPASIYA UPANG APRUBAHAN ANG ISANG PERSONAL WIRELESS SERVICE FACILITY SITE PERMIT

Petsa: **3/9/2022**

Blg. ng Aplikasyon: 21WR-00109

Pangalan ng Aplikante: GTE Mobilnet of California, Limited Partnership (Verizon Wireless)

Lokasyon: 459 Somerset Street

Naprubahan sa wakas ng San Francisco Public Works ang Aplikasyon sa itaas para sa Permisong Personal na Wireless Service Facility Site malapit sa 459 Somerset Street isinumite ni **GTE Mobilnet of California, Limited Partnership (Verizon Wireless)**.

Ang antena at iba pang kagamitan na i-install sa lugar na ito ay kasama ang: 3 antena 5G at kagamitan enclosures (radios, metro, at idiskonekta switch). Naka-attach dito ang isang de-letratong simulation ng inaprubahang Personal Wireless Service Facility.

Pagawaing Bayan na natugunan ng Aplikasyon ang mga angkop na kinakailangan ng Kodigong Pagawaing Bayan: Mangyaring tingnan ang Attachment 1 upang matingnan ang mga kundisyon ng huling pag-apruba.

Sa loob ng (15) araw ng kalendaryo mula sa petsa ng abisong ito, maaaring i-apela ng sinumang tao sa Board of Appeals ang paglabas ng permisong ito. Kailangang isumite mismo ng apela o ng ahente ng humihingi ng apela ang mga apela. Para sa higit pang impormasyon tungkol sa proseso ng apela, mangyaring makipag-ugnayan mismo sa Konseho ng Pag-aapela sa 628-652-1150 o boardofappeals@sfgov.org. **Maaari mo ring bisitahin ang [sfgov.org/bdappeal](https://www.sfgov.org/bdappeal) para sa mga tagubilin tungkol sa pagsampa ng isang apela at para sa pangkalahatang impormasyon tungkol sa proseso ng pag-apela.**

Ang apela ay dapat na batay sa isa o higit pa sa mga sumusunod na dahilan:

1. Maling natukoy ng Kagawaran ng Pambalikong Kalusugan na ang Aplikasyon ay alinsunod sa Pamantayan ng Pagsunod sa Pampublikong Kalusugan (tinganan ang Kodigo ng Pagawaing Bayan § 1507(b)).
2. Aplikasyon hindi ang nalalapit na Pamantayan ng Pagkakatugma para sa mga sumusunod na kadahilanan:
 - a. Maling natukoy ng Kagawaran ng Pagpaplano na natutugunan ng Aplikasyon ang nalalapat na Pamantayan ng Pagkakatugma (tingnan ang Kodigo ng Pagawaing Bayan § 1509(b)).
3. Hindi naaayon ang Aplikasyon sa anumang kinakailangan para sa pagkuha ng isang Personal Wireless Service Facility Site Permit.

Upang makakuha ng karagdagang impormasyon tungkol sa Aplikasyon at final approval, makipag-ugnay kay Yadira Cerrato, kinatawan ng Verizon Wireless sa 415-989-1102 o ycerrato@modusllc.com. Maaari ka ring makipag-ugnayan kay San Francisco Pagawaing Bayan sa 628-271-2000.

Programang Wireless ng Pagawaing Bayan

Attachment 1

Mga Kondisyon ng Pagawaing Bayan ng San Francisco:

1. Ang pagpapasiya ito ay batay sa inilarawang mga guhit at/o de-letratong simulation. Kung iba man ang paglalagay mula sa mga nasabing kondisyon, isang bagong aplikasyon kailangan itong isumite muli sa (mga) Kagawaran para sa higit pang pagsusuri at puna.
2. Mga Down Guy: Sundin ang lahat ng kodigo sa paghuhukay upang makuha ang mga kinakailangang pahintulot para sa paglalagay ng mga down guy. Dapat iwasan ng down guy ang pagtawid sa mga di-akmang lugar kasama ang, ngunit hindi limitado sa, mga daanan ng sasakyan at mga ramp sa gilid ng bangketa.
3. Sumunod sa mga iniaatas ng kodigong ADA para sa mga Pederal na batas, batas ng Estado, o lokal na batas.
4. Sa pagtatapos ng trabaho, magbibigay ng isang set ng mga ginawang litrato ng installation para sa Bureau Street Use & Mapping Permit Office.
5. Magpanatili ng isang may bisang sertipikasyon ng kasiguraduhan taun-taon at magbigay ng isang kopya sa Opisina ng Pagpapahintulot ng Kawanihan ng Paggamit ng Kalsada at Pagmamapa.

Mga Kondisyon ng Kagawaran ng Pampublikong Kalusugan ng San Francisco:

- Tiyaking anumang kagamitang may kinalaman sa paglalagay ng poste ng antenang ito ay hindi gagawa ng ingay na lampas sa 45 dBA kapag sinukat sa layong tatlong (3) talampakan mula sa pinakamalapit na harapan ng residensyal na gusali.
- Siguruhin na walang mga okupadong pampublikong lugar na may layong lima (5) talampakan mula sa harapan ng antena Ericsson.
- Sa oras na mailagay ang antena, kinakailangang kumuha ang Verizon ng mga radio frequency (RF) na sukat ng power density habang ang antena ay ganap na tumatakbo nang buong lakas upang masuri ang antas na inulat sa ulat ng Hammett at Edison at upang matiyak na ang FCC na antas ng public exposure ay hindi higit sa anumang lugar na napupuntahan ng publiko. Kailangang kunin ulit ang sukat na ito sa oras ng pag-renew ng permiso.
- Kinakailangang alam ng Verizon na ang publiko ay maaaring may mga alalahanin tungkol sa antena at ang potensiyal na pagmumulan ng RF source na malapit sa kanilang mga tirahan. Ang Verizon ay kinakailangang may paraan sa pagkuha ng mga RF na antas ng power density sa mga kalapit na tirahan kung hiniling ng mga miyembro ng publiko.
- Alinsunod sa San Francisco Public Works Code, Art. 25, Sec. 1527 (a)(2)(C) Responsable ang Verizon sa pagbabayad ng halagang \$210.00 sa San Francisco Department of Public Health para sa rebisyong ito.

Pakitandaan na ang pag-aprubang ito at anumang kondisyon ay nalalapat lamang sa kagamitan at paglalagay tulad ng inilarawan. Kung may ginawang anumang pagbabago sa kagamitan o anumang pagtaas sa epektibong radiated power na inilarawan sa itaas, kailangang isagawa ng Kagawaran ng Pampublikong Kalusugan ang isang bagong pagsusuri.

Mga Kondisyon ng Kagawaran ng Pagpaplano ng San Francisco:

1. Magtanim at magpanatili ng naaakmang puno sa kalsada.
2. Ang antena at lahat ng kagamitan (panlabas na conduit, mga radio relay unit, mga blinder na ginagamit upang balutin ang mga bracket na trangka [kung kinakailangan], at mga mekanismo sa pagkakabit); maliban sa karatula, kung ginagamit para sa pagsasala, kinakailangang pinturahan ang lahat upang bumagay sa poste at muling pinturahan kung kinakailangan.
3. Alisin ang mga nakaangat na karatula ng kagamitan (kabilang ang pagpupuno sa mga manufacturer logo indentation sa mga radio relay unit/kabinet) at mga kagamitang decal na maaaring makita mula sa bangketa at tirahan, maliban kung iniaatas ng regulasyon ng gobyerno.
4. Gamitin ang pinakamaliit na RF na karatulang pangbabala na pinahihitulan (4 x 6 pulgada); at ilagay ang pangbabalang sticker nang nakaharap sa kalsada, sa isang lokasyong malapit sa antena, kung maaari. Kinakailangang nakaharap malayo sa kalsada ang sticker, kung hindi nakaharap sa isang kalapit na bintana sa loob ng 15 talampakan. Dapat tumugma ang background na kulay ng sticker sa surface na pinagkakabit nito sa poste; at ang logo at sulat ay dapat kulay puti.
5. Ang mga enclosure ng stack ng kagamitan (hindi kasama ang antena) ay maaaring magkalapit hanggat maaari ayon sa nalalapat na regulasyon at mga pamantayan sa kagamitan ng manufacturer.
6. Ang mga seam at trangka/turnilyo sa assembly area ng antena at pagbabalot ay kinakailangang gawin at ikabit sa paraang hindi nakikita ang mga ito (hal. mga flush mounting na turnilyo) mula sa lebel ng bangketa.
7. Huwag gumamit ng anumang nakikitang ilaw na flashing indicator o katulad nito.
8. Ang mga bagong enclosure excavation sa ilalim ng lupa (vault), kung ginamit, ay hindi dapat makasira o maalís ang mga granite na curb. Walang kapansing-pansing siwang ang dapat malikha sa pagitan ng takip ng bakod ng vault at pangunahing materyal ng bangketa dahil sa paglalagay. Ang anumang iba pang umiiral na makasaysayang elementong arkitektural sa loob ng pampublikong right-of-way ay dapat panatilihin at protektahan sa panahon ng paglalagay. Walang maaaring ilagay na logo o pangalan ng carrier sa takip ng vault.
9. Ang mga hindi mahalagang radio relay unit element (hawakan at mga binti) ay tatanggalin.
10. Ang tagalagay ay kinakailangang ihanda ang mga tauhan ng Kagawaran ng Pagpaplanong suriin ang unang paglalagay, upang matiyak ang pagsunod sa mga nabanggit na kondisyon (hindi kabilang mga inspeksyon ng may-ari ng poste at ang Kagawaran ng Pagawaing Bayan).
11. Siguraduhing ang mga Access Points ng Wi-Fi at mga kasamang wiring, na ginagamit ng City's Department of Technology, ay hindi masisira habang ini-install (kung meron).
12. Kung mag-iba man ang paglalagay mula sa mga nasabing kondisyon, muling isusumite ang aplikasyon sa Kagawaran ng Pagpaplano para sa higit pang pagsusuri at puna.

Exhibit F: Public Works Permit No. 21WR-00109

Conditions	
Contact247	Refer to Agent
Permit Comments	
Service Address	
Wireless Machine Type	
Wireless Tier	TierB
Permit Pole Location	north side of Wayland St from Somerset St to Goettingen St
Permit Wireless Antenna	3
Permit Wireless AntMakeModel	Ericsson 6701
Permit Planning Location	
Permit Tier Comments	
Permit Wireless DPH	Applicant is using equipment for the first time. Attached is an original verified statement from a registered engineer that: (i) potential human exposure to radio frequency emissions from the proposed Personal Wireless Service Facility is within the FCC guidelines; and (ii) noise at any time of the day or night from the proposed Personal Wireless Service Facility is not greater than forty-five (45) dBA as measured at a distance three (3) feet from any residential building facade.
Permit Planning Approval	The proposed Personal Wireless Service Facility is in Zoning Protected Location.
Permit Utility Conditions	Applicant has a valid Utility Conditions Permit
Permit Tier3 Std	
Permit Tier3 Std1	
Permit Tier3 Std2	
Permit Wireless Documents	
Permit_Auto_StartDate_Ind	Y

The undersigned Permittee hereby agrees to comply with all requirements and conditions noted on this permit

Approved Date : 03/14/2022

Applicant/Permittee

Date

Printed : 3/14/2022 6:28:17 PM

Plan Checker

Leoncio Palacios

"IMPROVING THE QUALITY OF LIFE IN SAN FRANCISCO" We are dedicated individuals committed to teamwork, customer service and continuous improvement in partnership with the community.

Customer Service

Teamwork

Continuous Improvement

Special Conditions

21WR-00109

Conditions

San Francisco Public Works Conditions:

1. This determination is based on the depicted drawings and/or photo simulation. Should the installation vary from said conditions, a new application should be resubmitted to Department(s) for further review and comment.
2. Down Guys: Follow all excavation codes to obtain the necessary permits for placement of down guys. Down guy shall avoid crossing conflicting areas but not limited to driveways, curb ramps.
3. Comply with ADA code requirements for Federal, State, local laws.
4. At the conclusion of the work, provide a set of as built photos of the installation to the Bureau Street-use & Mapping Permit Office.
5. Maintain a valid certification of insurance annually and forward a copy to the Bureau Street-use & Mapping Permit Office.

San Francisco Department of Public Health Conditions:

- Ensure that any equipment associated with the pole installation of this antenna does not produce a noise in excess of 45 dBA as measured at three (3) feet from the nearest residential building façade.
- Ensure that there are no publicly occupied areas within five (5) feet from the face of the Ericsson antennas.
- Once the antenna is installed, Verizon must take radio frequency (RF) power density measurements with the antenna operating at full power to verify the level reported in the Hammett and Edison report and to ensure that the FCC public exposure level is not exceeded in any publicly accessible area. This measurement must be taken again at the time of the permit renewal.
- Verizon should be aware that the general public may have concerns about the antenna and potential RF source near their dwellings. Verizon should have in place a procedure for taking RF power density levels in nearby dwellings when requested by the members of the general public.
- In accordance with the San Francisco Public Works Code, Art. 25, Sec. 1527 (a)(2)(C) Verizon is responsible for paying a fee of \$210.00 to the San Francisco Department of Public Health for this review.

Please note that this approval and any conditions apply only to the equipment and installation as described. If any changes in the equipment or any increase in the effective radiated power described above are made, a new review by the Department of Public Health must be conducted.

San Francisco Planning Department Conditions:

1. Plant and maintain an appropriate street tree.

Permit Addresses

21WR-00109

*RW = RockWheel, SMC = Surface Mounted Cabinets, S/W = Sidewalk Work, DB = Directional Boring,
 BP= Reinforced Concrete Bus Pad, UB = Reinforced Concrete for Utility Pull Boxes and Curb Ramps
 Green background: Staging Only

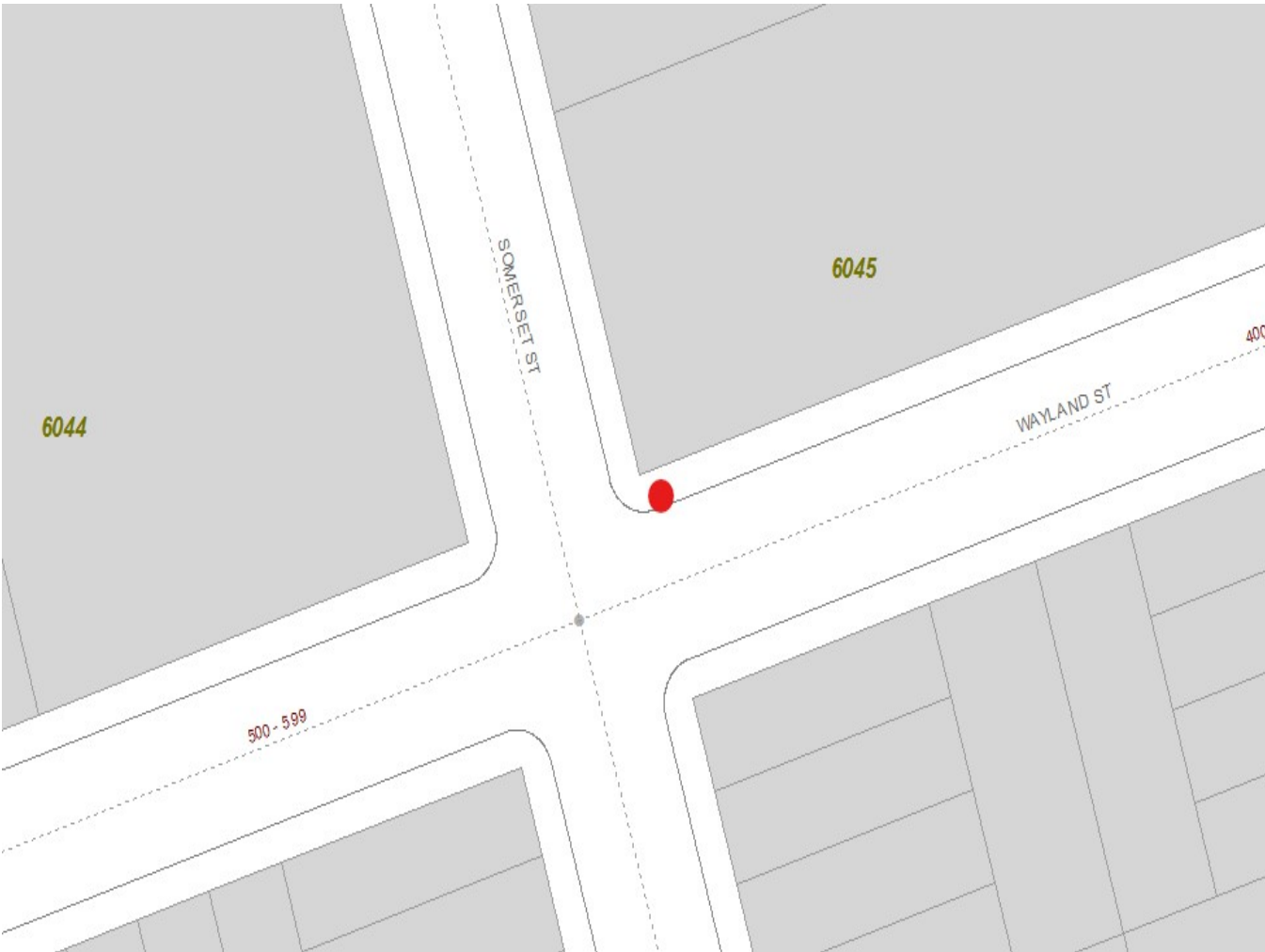
Number of blocks: 1 Total repair size:0 sqft Total Streetspace:0 Total Sidewalk: sqft

ID	Street Name	From St	To St	Sides	*Other	Asphalt	Concrete	Street Space Feet	Sidewalk Feet
1	WAYLAND ST	GOETTINGEN ST	SOMERSET ST	North	RW : False SMC : False S/W Only : False DB: False BP: False UB: False	0	0	0	
Total						0	0	0	

Exceptions

21WR-00109

Street Name	From St	To St	Message	Job	Contact	Dates
WAYLAND ST						
	GOETTINGEN ST	SOMERSET ST -	Conflict with existing Street Use Permit.	14ECN-0038	800-743-5000 - 800-743-5000	Dec 18 2013-



"IMPROVING THE QUALITY OF LIFE IN SAN FRANCISCO" We are dedicated individuals committed to teamwork, customer service and continuous improvement in partnership with the community.

Customer Service

Teamwork

Continuous Improvement

Exhibit G: Hammett & Edison, Inc dated
December 23, 2021

**Verizon Wireless • Proposed Small Cell (No. 454191 “EXCELSIOR_014”)
459 Somerset Street • San Francisco, California**

Statement of Hammett & Edison, Inc., Consulting Engineers

The firm of Hammett & Edison, Inc., Consulting Engineers, has been retained on behalf of Verizon Wireless, a personal wireless telecommunications carrier, to evaluate its small cell (No. 454191 “EXCELSIOR_014”) proposed to be sited in San Francisco, California, for compliance with appropriate guidelines limiting human exposure to radio frequency (“RF”) electromagnetic fields.

Background

The San Francisco Department of Public Health has adopted an 11-point checklist for determining compliance of proposed WTS facilities or proposed modifications to such facilities with prevailing safety standards. The acceptable exposures limits set by the FCC are shown in Figure 1. The most restrictive limit for exposures of unlimited duration at several wireless service bands are as follows:

Wireless Service Band	Transmit Frequency	“Uncontrolled” Public Limit	Occupational Limit (5 times Public)
Microwave (point-to-point)	1–80 GHz	1.0 mW/cm ²	5.0 mW/cm ²
Millimeter-wave	24–47	1.0	5.0
Part 15 (WiFi & other unlicensed)	2–6	1.0	5.0
C-Band	3,700 MHz	1.0	5.0
CBRS (Citizens Broadband Radio)	3,550	1.0	5.0
BRS (Broadband Radio)	2,490	1.0	5.0
WCS (Wireless Communication)	2,305	1.0	5.0
AWS (Advanced Wireless)	2,110	1.0	5.0
PCS (Personal Communication)	1,930	1.0	5.0
Cellular	869	0.58	2.9
SMR (Specialized Mobile Radio)	854	0.57	2.85
700 MHz	716	0.48	2.4
600 MHz	617	0.41	2.05
[most restrictive frequency range]	30–300	0.20	1.0

Power line frequencies (60 Hz) are well below the applicable range of these standards, and there is considered to be no compounding effect from simultaneous exposure to power line and radio frequency fields.

Checklist

Reference has been made to information provided by Verizon, including drawings by Modus, LLC, dated December 1, 2021. It should be noted that the calculation results in this Statement include several “worst-case” assumptions and therefore are expected to overstate actual power density levels from the proposed operations. Figure 2 describes the calculation methodologies, reflecting the facts that a directional antenna’s radiation pattern is not fully formed at locations very close by (the “near-field” effect) and that at greater distances the power level from an energy source decreases with the



**Verizon Wireless • Proposed Small Cell (No. 454191 “EXCELSIOR_014”)
459 Somerset Street • San Francisco, California**

square of the distance from it (the “inverse square law”). This methodology is an industry standard for evaluating RF exposure conditions and has been demonstrated through numerous field tests to be a conservative prediction of exposure levels.

1. The location, identity, and total number of all operational radiating antennas installed at this site.

There are reported no wireless base stations installed at the site, a utility pole in the public right-of-way on the northeast corner of the intersection of Wayland and Somerset Streets, near the church at 459 Somerset Street.

2. List all radiating antennas located within 100 feet of the site that could contribute to the cumulative radio frequency energy at this location.

While there may be other WTS facilities near this site, the additive impact at this small cell location would be negligible in terms of compliance with the FCC public limit.

3. Provide a narrative description of the proposed work for this project.

Verizon proposes to install three antennas on the utility pole. This is consistent with the scope of work described in the drawings for transmitting elements.

4. Provide an inventory of the make and model of antennas or transmitting equipment being installed or removed.

Verizon proposes to install three Ericsson Model 6701, 2-foot tall, directional panel antennas on a crossarm to be added to the utility pole. The antennas would employ up to 15° downtilt, would be mounted at an effective height of about 22½ feet above ground, and would be oriented toward 85°T, 205°T, and 325°T.

5. Describe the existing radio frequency energy environment at the nearest walking/working surface to the antennas and at ground level. This description may be based on field measurements or calculations.

Because there are no antennas at the site presently, nor any direct access to the antenna location, existing RF levels for a person at the site are presumed to be well below the applicable public exposure limit.

6. Provide the maximum effective radiated power per sector for the proposed installation. The power should be reported in watts and reported both as a total and broken down by frequency band.

The maximum effective radiated power proposed in any direction is 343 watts* in the 28 GHz band.

* The manufacturer reports that the antenna transmits 72.1% of the time in this band; this factor is incorporated into the calculations.

**Verizon Wireless • Proposed Small Cell (No. 454191 “EXCELSIOR_014”)
459 Somerset Street • San Francisco, California**

7. Describe the maximum cumulative predicted radio frequency energy level for any nearby publicly accessible building or area.

The maximum calculated level at any nearby building is 14% of the public exposure limit; this occurs at the adjacent church, about 16 feet away.

8. Report the estimated cumulative radio frequency fields for the proposed site at ground level.

For a person anywhere at ground, the maximum RF exposure level due to the proposed operation is calculated to be 0.0046 mW/cm², which is 0.46% of the applicable public exposure limit. Cumulative RF levels at ground level near the site are therefore estimated to be well below the applicable public limit.

9. Provide the maximum distance (in feet) the three dimensional perimeter of the radio frequency energy level equal to the public and occupational exposure limit is calculated to extend from the face of the antennas.

The three-dimensional perimeters of RF levels equal to the public and occupational exposure limits are calculated to extend up to less than 5 feet and 1 foot out from the antennas, respectively, and to much lesser distances above, below, and to the sides; these do not reach any publicly accessible areas.

10. Provide a description of whether or not the public has access to the antennas. Describe any existing or proposed warning signs, barricades, barriers, rooftop striping or other safety precautions for people nearing the equipment as may be required by any applicable FCC-adopted standards.

Due to their mounting locations and height, the antennas would not be accessible to unauthorized persons, and so no measures are necessary to comply with the FCC public exposure guidelines. To prevent occupational exposures in excess of the FCC guidelines, it is recommended that appropriate RF safety training be provided to all workers who have access within 5 feet outward from the antennas. It is recommended that explanatory signs[†] be posted at the antennas and/or on the pole below the antennas, readily visible from any angle of approach. The proposed operation is intrinsically compliant with the FCC occupational limit.

[†] Signs should comply with OET-65 color, symbol, and content recommendations. Contact information should be provided (e.g., a telephone number) to arrange for access to restricted areas. The selection of language(s) is not an engineering matter; the San Francisco Department of Public Health recommends that all signs be written in English, Spanish, and Chinese. Signage may also need to comply with the requirements of California Public Utilities Commission General Order No. 95.

**Verizon Wireless • Proposed Small Cell (No. 454191 “EXCELSIOR_014”)
459 Somerset Street • San Francisco, California**

11. Statement of authorship and qualification.

The undersigned author of this statement is a qualified Professional Engineer, holding California Registration Nos. E-13026 and M-20676, which expire on June 30, 2023. This work has been carried out under his direction, and all statements are true and correct of his own knowledge except, where noted, when data has been supplied by others, which data he believes to be correct.

Conclusion

Based on the information and analysis above, it is the undersigned’s professional opinion that operation of the small cell proposed by Verizon Wireless near 459 Somerset Street in San Francisco, California, will comply with the prevailing standards for limiting public exposure to radio frequency energy and, therefore, will not for this reason cause a significant impact on the environment. The highest calculated level in publicly accessible areas is much less than the prevailing standards allow for exposures of unlimited duration. This finding is consistent with measurements of actual exposure conditions taken at other operating small cells. Training authorized personnel and posting explanatory signs are recommended to establish compliance with FCC guidelines.



William F. Hammett

William F. Hammett, P.E.
707/996-5200

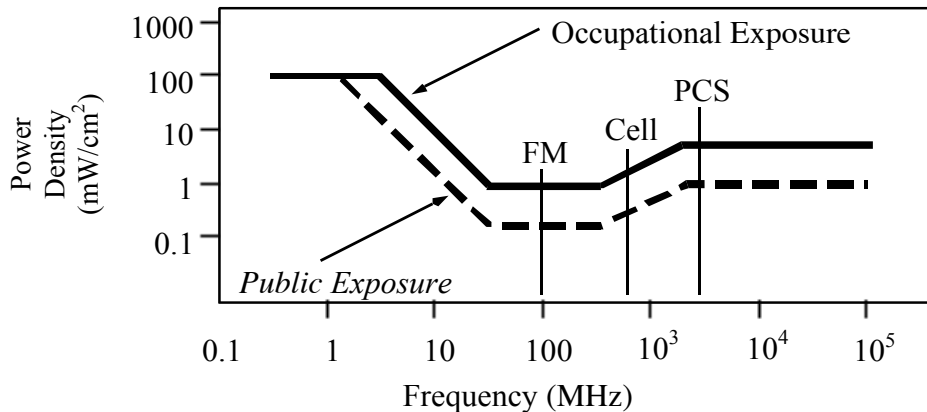
December 23, 2021

FCC Radio Frequency Protection Guide

The U.S. Congress required (1996 Telecom Act) the Federal Communications Commission (“FCC”) to adopt a nationwide human exposure standard to ensure that its licensees do not, cumulatively, have a significant impact on the environment. The FCC adopted the limits from Report No. 86, “Biological Effects and Exposure Criteria for Radiofrequency Electromagnetic Fields,” published in 1986 by the Congressionally chartered National Council on Radiation Protection and Measurements (“NCRP”). Separate limits apply for occupational and public exposure conditions, with the latter limits generally five times more restrictive. The more recent standard, developed by the Institute of Electrical and Electronics Engineers and approved as American National Standard ANSI/IEEE C95.1-2006, “Safety Levels with Respect to Human Exposure to Radio Frequency Electromagnetic Fields, 3 kHz to 300 GHz,” includes similar limits. These limits apply for continuous exposures from all sources and are intended to provide a prudent margin of safety for all persons, regardless of age, gender, size, or health.

As shown in the table and chart below, separate limits apply for occupational and public exposure conditions, with the latter limits (in *italics* and/or dashed) up to five times more restrictive:

Frequency Applicable Range (MHz)	Electromagnetic Fields (f is frequency of emission in MHz)					
	Electric Field Strength (V/m)		Magnetic Field Strength (A/m)		Equivalent Far-Field Power Density (mW/cm ²)	
0.3 – 1.34	614	<i>614</i>	1.63	<i>1.63</i>	100	<i>100</i>
1.34 – 3.0	614	<i>823.8/f</i>	1.63	<i>2.19/f</i>	100	<i>180/f²</i>
3.0 – 30	1842/f	<i>823.8/f</i>	4.89/f	<i>2.19/f</i>	900/f ²	<i>180/f²</i>
30 – 300	61.4	<i>27.5</i>	0.163	<i>0.0729</i>	1.0	<i>0.2</i>
300 – 1,500	3.54√f	<i>1.59√f</i>	√f/106	<i>√f/238</i>	f/300	<i>f/1500</i>
1,500 – 100,000	137	<i>61.4</i>	0.364	<i>0.163</i>	5.0	<i>1.0</i>



Higher levels are allowed for short periods of time, such that total exposure levels averaged over six or thirty minutes, for occupational or public settings, respectively, do not exceed the limits, and higher levels also are allowed for exposures to small areas, such that the spatially averaged levels do not exceed the limits. However, neither of these allowances is incorporated in the conservative calculation formulas in the FCC Office of Engineering and Technology Bulletin No. 65 (August 1997) for projecting field levels. Hammett & Edison has incorporated those formulas in a computer program capable of calculating, at thousands of locations on an arbitrary grid, the total expected power density from any number of individual radio frequency sources. The program allows for the inclusion of uneven terrain in the vicinity, as well as any number of nearby buildings of varying heights, to obtain more accurate projections.



RFE.CALC™ Calculation Methodology

Assessment by Calculation of Compliance with FCC Exposure Guidelines

Hammett & Edison has incorporated the FCC Office of Engineering and Technology Bulletin No. 65 (“OET-65”) formulas (see Figure 1) in a computer program that calculates, at millions of locations on a grid, the total expected power density from any number of individual radio frequency sources. The program uses the specific antenna patterns from the manufacturers and allows for the inclusion of uneven terrain in the vicinity, as well as any number of nearby buildings of varying heights, to obtain accurate projections of RF exposure levels. The program can account for spatial-averaging when antenna patterns are sufficiently narrow, and time-averaging is typically considered when operation is in single-frequency bands, which require time-sharing between the base station and the subscriber devices.

OET-65 provides this formula for calculating power density in the far-field from an individual RF source:

$$\text{power density} \quad S = \frac{2.56 \times 1.64 \times 100 \times \text{RFF}^2 \times \text{ERP}}{4 \times \pi \times D^2} \quad \text{in mW/cm}^2$$

where ERP = total Effective Radiated Power (all polarizations), in kilowatts,
RFF = three-dimensional relative field factor toward point of calculation, and
D = distance from antenna effective height to point of calculation, in meters.

The factor of 2.56 accounts for the increase in power density due to reflections, assuming a reflection coefficient of 1.6 ($1.6 \times 1.6 = 2.56$). This factor is typically used for all sources unless specific information from FCC filings by the manufacturer indicate that a different reflection coefficient would apply. The factor of 1.64 is the gain of a half-wave dipole relative to an isotropic radiator. The factor of 100 in the numerator converts to the desired units of power density.

Because antennas are not true “point sources,” their signal patterns may not be fully formed at close distances and so exposure levels may be lower than otherwise calculated by the formula above. OET-65 recommends the cylindrical model formula below to account for this “near-field effect”:

$$\text{power density} \quad S = \frac{180}{\theta_{\text{BW}}} \times \frac{0.1 \times P_{\text{net}}}{\pi \times D \times h} \quad \text{in mW/cm}^2$$

where P_{net} = net power input to antenna, in watts,
 θ_{BW} = half-power beamwidth of antenna, in degrees,
D = distance from antenna effective height to point of calculation, in meters, and
h = aperture height of antenna, in meters.

The factor of 0.1 in the numerator converts to the desired units of power density.

OET-65 confirms that the “crossover” point between the near- and far-field regions is best determined by finding where the calculations coincide from the two different formulas, and the program uses both formulas to calculate power density.



PUBLIC COMMENT

From: [Theresa Budesa](#)
To: [BoardofAppeals \(PAB\)](#)
Subject: Installation of personal wireless service
Date: Wednesday, May 4, 2022 9:14:03 AM

This message is from outside the City email system. Do not open links or attachments from untrusted sources.

Board of Appeals,

I strongly object to No. 22-019; 459 Somerset street project. I live across the street, and don't want it in front of my house, since I have a poor immune system, and my friend living with me is recovering from throat cancer. Please find another place to install it.

Thank you.

Sincerely,
Theresa Budesa
501 Wayland st
San Francisco, Ca. 94134