



MOVING OUT

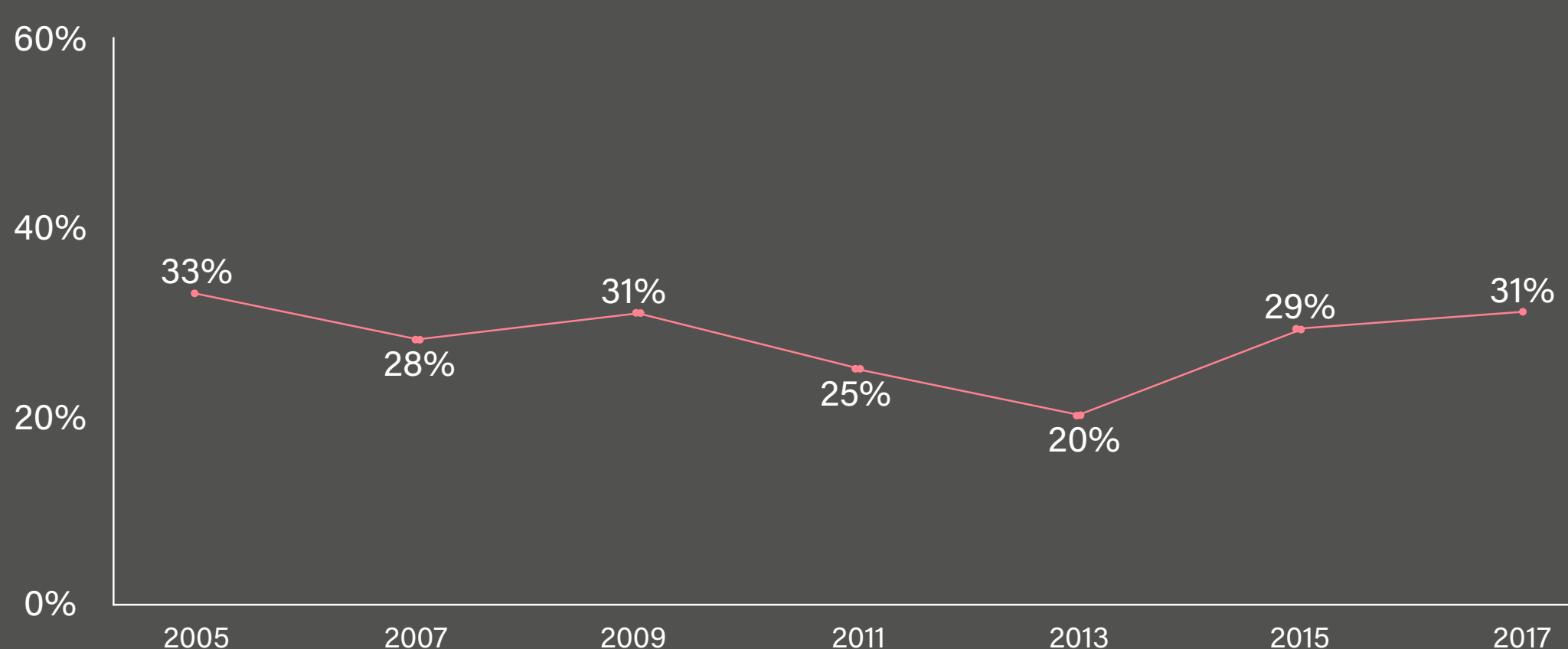
What respondents of the 2017 City Survey say about their intentions to move out of San Francisco in the next three years.

Explore the data and read the report at www.sfgov.org/citysurvey.

31%

Nearly one third of residents say they are likely* to move out of the City.

Percent Reporting Likely to Move out of San Francisco



FAMILIES

43%

of parents with children age 0 - 5 years old say they are likely to move out of San Francisco in the next three years.

Parents with kids age 0 - 5 years old say they are likely to move

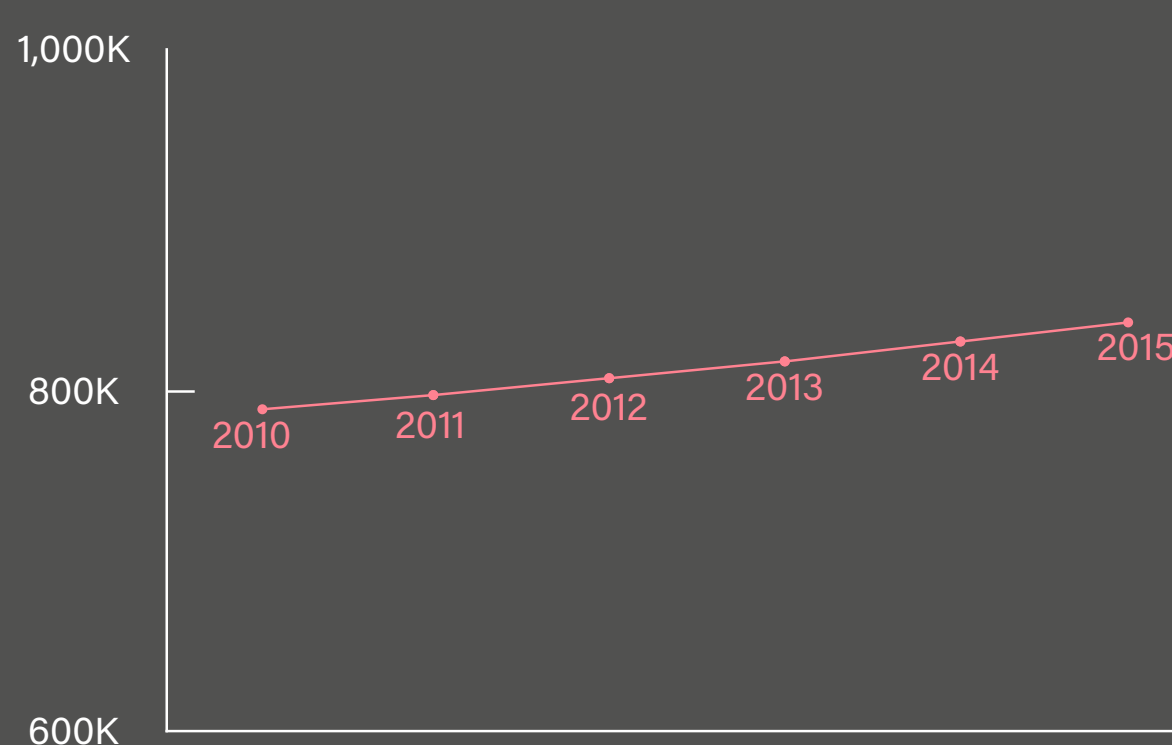
1.5x

more frequently than parents with kids age 6 - 18 years old.

RACE & ETHNICITY

	% Likely to Move	Difference in % Population 2010 to 2015 (Census)**
ASIAN	31%	↑ 0.2%
HISPANIC	37%	↑ 0.6%
BLACK	38%	↓ -0.7%
WHITE	29%	↓ -0.8%
OTHER	33%	↑ 0.8%

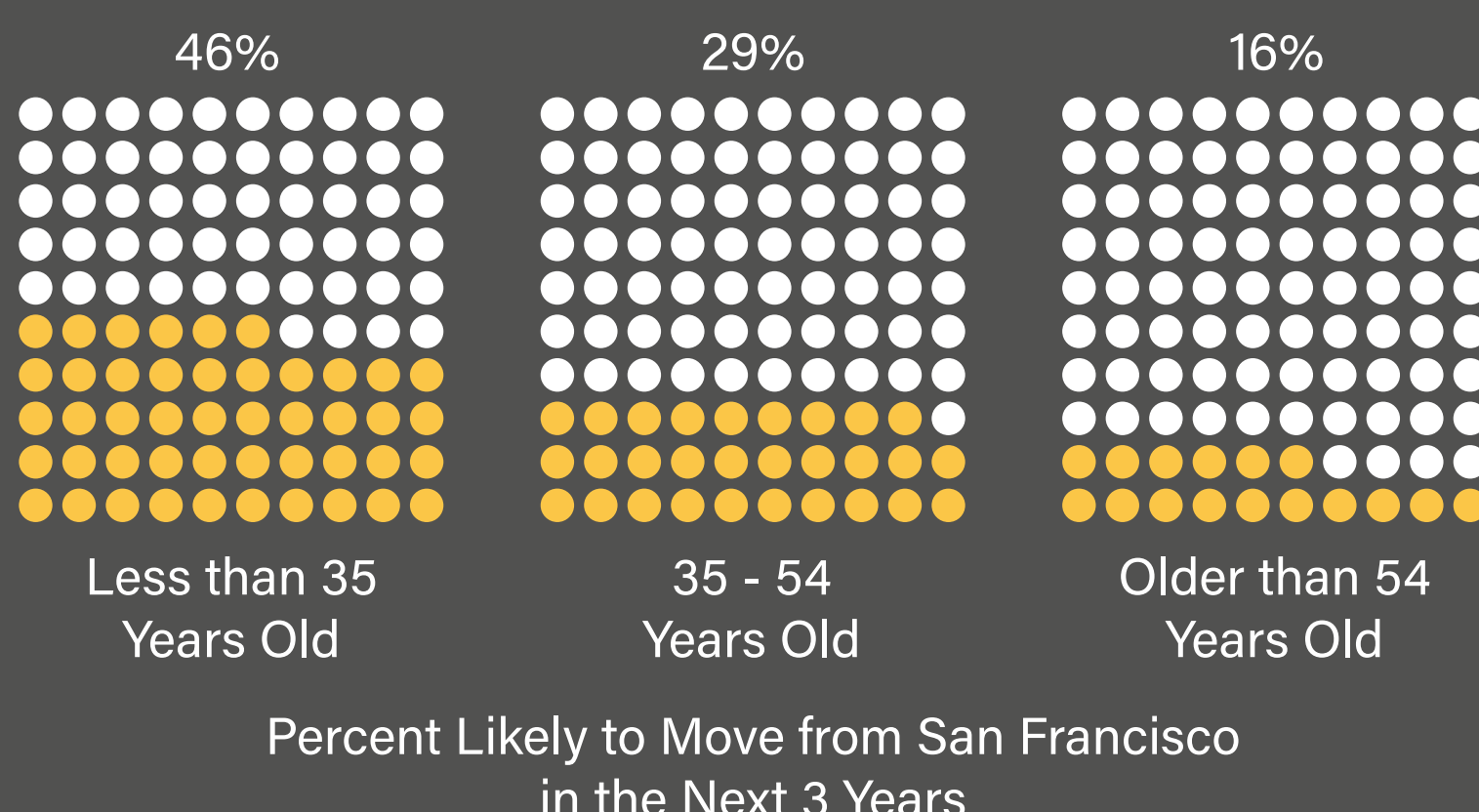
San Francisco Population (Census)**



The general population of San Francisco is increasing, with minor shifts in the racial makeup from 2010 to 2015.** While white residents are the least likely to report plans to move in the next three years, they represent a slightly decreasing proportion of the population.

AGE

Younger residents are the most likely to say they will move from the City.



* "LIKELY" REFERS TO THOSE WHO RESPONDED THEY WERE EITHER "VERY LIKELY" OR "SOMEWHAT LIKELY" TO MOVE OUT OF SAN FRANCISCO IN THE NEXT THREE YEARS.
 ** U.S. CENSUS BUREAU. (2011-2015). SAN FRANCISCO COUNTY, DP05 DEMOGRAPHIC AND HOUSING ESTIMATES. 2015 AMERICAN COMMUNITY SURVEY 5-YEAR ESTIMATES.