



Contract Monitoring Division

2013/2014 VENDOR FAIR

Upcoming Contracting
Opportunities



Contract Monitoring Division

WELCOME

City Administrator

Naomi Kelly



Contract Monitoring Division

Department of Public Works

Stacey Camillo and Jocelyn Quintos



VENDOR FAIR

Upcoming Contracting Opportunities with the Department of Public Works

October 7, 2013




Upcoming Opportunities

Capital Projects




DPW designs, manages and builds over \$3 billion in construction projects across San Francisco




Project Title	Estimated value	Estimated Ad date
Veterans Building Seismic Upgrade & Improvements trade packages. Contact Pankow at (415) 543-4010		Ongoing
Minnie & Lovie Ward Athletic Field Synthetic Turf	\$1.3M	Advertised – due 10/9
Broadway Tunnel Electrical & Mechanical Ventilation Upgrade	\$900K	Advertised – due 10/16
Office of the Chief Medical Examiner CM/GC Request for Proposals from 7 prequalified construction firms	\$38M	Advertised – due 10/28
ESER bond No 1 Fire Stations Exterior Envelope Package 6	\$646K	Advertised- due 10/30
Several parks and playground renovations		Oct – 2013

Upcoming Opportunities

Street Resurfacing, Streetscapes and Street Structures



THIS IS NOT A COMPLETE LIST
AND ALL INFORMATION IS
SUBJECT TO CHANGE. SEE BID
ADVERTISEMENT FOR FINAL
DETAILS.



Project title	Estimated Value	Estimated Ad Date
As-Needed Sidewalk Inspection & Repair Program(SIRP) No.6	\$1.8M	Advertised – due 10/9
Pavement Renovation, Sewer Replacement and Water Main Installation – Gough St	\$7.5M	Advertised – due 10/16
McAllister Street Pavement Renovation	\$1.5M	Oct - 2013
Point Lobos and Washington Streets Pavement Renovation	\$3.7M	Oct - 2013
Various Locations Multilayer Micro-Surfacing FY 2013-2014	\$2.3M	Oct - 2013
South of Market Alleyway Improvements, Phase 2	\$2.5M	Oct - 2013
Pavement Renovation – Market Street	\$4.5M	Nov - 2013
Various Locations Curb Ramps No. 5	\$450K	Nov- 2013

Upcoming Opportunities

Street Resurfacing, Streetscapes and Street Structures



Project title	Estimated Value	Estimated Ad Date
Masonic Avenue Traffic Signal Upgrade	\$260K	Oct – 2013
Contract 61 – New Traffic Signals	\$850K	Oct - 2013
Castro Streetscape Improvements	\$4.5M	Oct – 2013
Polk Street Bike and Pedestrian Improvements	\$600K	Dec - 2013
Taraval Streetscape	\$1.2M	Dec - 2013
Sloat-Everglade & 23rd Street Pedestrian Improvements	\$463K	Dec - 2013
Fell and Oak Streets Pedestrian Improvements	\$650K	Dec – 2013



Upcoming Opportunities

Micro LBEs and Job Order Contracts



Project title	Estimated Value	Estimated Ad Date
MICRO LBE CONTRACTS		
San Francisco General Hospital Emergency Generator Project – Steel Work [Micro-LBE Set Aside, Informal]	\$50K	Advertised – due 10/15
Intersection Improvements – Innes Avenue and Arelious Walker Drive [Micro-LBE Set-Aside Program]	\$97K	Advertised – due 10/16
New Retaining Wall at Market Street [Micro-LBE Set-Aside Program]	\$145K	Oct - 2013
Roadway Structures New Handrails at Various Locations [Micro-LBE Set-Aside Program]	\$120K	Oct - 2013
JOB ORDER CONTRACTS		
Job Order Contract J25 General Building Services [Micro-LBE Set-Aside Program]	\$1.5M	Nov - 2013
Job Order Contract J26 General Engineering Services [Micro-LBE Set-Aside Program]	\$1.5M	Nov - 2013




Upcoming Opportunities

Sewer Projects



Project title	Estimated Value	Estimated Ad Date
15th/17th/23rd/44th/47th/Granada/Meda and Oakdale Avenues Sewer Replacement	\$3M	Advertised – due 10/24
As - Needed Sewer Replacement No. 3	\$3.3M	Advertised – due 10/31
Rutland and Schwerin Streets Sewer Replacement	\$4.1M	Oct - 2013
As - Needed Spot Sewer Repair No. 30	\$8M	Oct - 2013
Gough Street Sewer Replacement (JV w/ paving)	\$3M	Oct - 2013
Alhambra/Bay/Beach Streets and Mallorca/Retiro/Toledo Way Sewer Replacement	\$2.5M	Oct - 2013
18th/25th/35th/47th Avenues & Delancey/Felton/Fern/Hawes/Madrid/Steiner Streets Sewer Replacement	\$2.3M	Oct - 2013



THIS IS NOT A COMPLETE LIST AND ALL INFORMATION IS SUBJECT TO CHANGE. SEE BID ADVERTISEMENT FOR FINAL DETAILS.



Upcoming Opportunities Consulting Services



Project title	Estimated Ad date
Tenderloin Area Cleanup Program	Oct - 2013
Graffiti Abatement Services	Oct - 2013
Surveying Equipment Maintenance Contract	Oct - 2013
As-needed Environmental Contracting Services	Oct - 2013
As-needed Asbestos, Lead, and Industrial Hygiene Consultation Services	Nov - 2013
As-needed Special Inspection and Testing	Nov - 2013
As-needed Specifications Writing and Hardware Consulting Services	Nov - 2013
As-needed Constructability Review Services	Nov - 2013



THIS IS NOT A COMPLETE LIST AND ALL INFORMATION IS SUBJECT TO CHANGE. SEE BID ADVERTISEMENT FOR FINAL DETAILS.



Upcoming Opportunities Consulting Services



Project title	Estimated Ad date
As-Needed Cleaning Services	Oct - 2013
As-needed Environmental Contracting Services	Oct - 2013
As-needed Waterproofing Consulting Services	Nov - 2013
As-needed Lighting Design Consulting Services	Nov - 2013
As-needed Elevator Consulting Services	Nov - 2013
As-needed Professional Rendering Services	Nov - 2013
As-needed Cost Estimating Services	Nov - 2013
Moscone Convention Center Expansion Construction Management Services	Nov 2013



Upcoming Opportunities

Future Projects



More street improvements

Taraval (46th to 48th) Street, \$1.1M, Jan-2014 & Bartlett Street, \$1.1M, Feb- 2014

More curbs ramps

Various Locations Curb Ramps No. 6 (\$450K) & Geary Blvd. Pedestrian Improvements (\$650K), Jun-2014

More sewer replacements with paving

Bartlett, Potrero, Webster, Dolores, Haight/Hayes, Guerrero/San Jose/Corbett Streets, Feb – Apr 2014

ESER 1

Neighborhood fire stations (\$70M program) – Estimated advertising dates: Station #16, 2014 and Station #5, 2015

ESER 2

SFPD Forensic Services Division Facility & Traffic Company (\$165M) – RFQ for CM/GC: Spring 2014

Hall of Justice Replacement Jail– (\$290M)- RFQ for Criteria/Bridging Architect: Spring 2014; RFQ for Design-Build Entity: Fall 2015

For more upcoming projects,
see San Francisco Capital Plan FY 2014 – 2023!

Coming soon -- Public Works Micro LBE Town Hall

Details to be announced soon!

Please remember to sign in to be included on our mailing list.

**Thank
You!!**



Contract Monitoring Division

San Francisco International Airport

Sandra Crumpler and Reuben Halili



Contract Monitoring Division Vendor Fair



Upcoming Contracting Opportunities
SAN FRANCISCO INTERNATIONAL AIRPORT

October 7, 2013

Sandra Crumpler
Manager

Small Business Affairs Office (SBAO)

Upcoming Business Opportunities



How to find out about SFO contracting opportunities?

- SFO website:
<http://www.flysfo.com/business-at-sfo>
- City's OCA website:
<http://mission.sfgov.org/OCABidPublication/ReviewBids.aspx>
- Airport Small Business Affairs Office (ASBAO) email:
SFO.ASBAO@flysfo.com
- Contact the ASBAO at (650) 821-5022



SFO 2013 - 2014 Contracts

CONSTRUCTION CONTRACTS

	ESTIMATES
Job Order Contract	\$ 1,000,000
4106 Airport Bridges Renovation, Phase II	\$ 3,200,000
8206.B Fall Projection Improvement	\$ 500,000
8225.E Airport Perimeter Fencing	\$ 600,000
8519.A Boarding Area G, A380 Improvements, Phase A	\$ 1,500,000
8522 New Sewer Outfall to SSF from MLTP	\$ 1,700,000
8545.C Chiller No. 2 Replacement	\$ 5,500,000
8553 HVAC Improvement Projects	\$ 632,000
8587 Terminal 1 Improvements	\$ 2,000,000
8589.B Underground Utilities IW System, Phase 2	\$ 3,500,000
8607 12KV Cable Replacement / System Upgrade	\$ 6,000,000
8671.C RSA Runway 1R-19L Paving & Lighting	\$ 70,000,000
8696.R Terminal 1, Security Access Office Renovation	\$ 900,000
8704 West Of Bayshore Water Mains Improvement	\$ 1,600,000
8877.B Superbay Hangar Door Retrofit	\$ 1,900,000
8903 Roadway Traffic Signage Improvements	\$ 400,000
9049 Variable Message Signs on Freeway and Ramps	\$ 1,300,000
9111.A Ground Transportation & Taxi Management System Infrastructure	\$ 2,500,000
9159 International Terminal Carpet Replacement	\$ 4,500,000
9174.B Roadway Traffic Signage Improvements, Phase B	\$ -
9188.R Airport - Wide Lighting	\$ 5,000,000
9212 Rental Car Facility, 4th Floor Carpet Replacement	\$ 100,000
9249 On-Call Environmental Remediation	\$ 1,500,000
9319 Domestic Terminals, Lower Level Crosswalk Lighting	\$ 500,000
9321 Fire Department Improvements	\$ 5,000,000
9354 Taxiway Z1 Blast Deflector (Federal)	\$ 2,800,000
9365 Boarding Area "A", Checkpoint Expansion	\$ 1,000,000
	\$ 125,132,000

PROFESSIONAL SERVICES CONTRACTS

	ESTIMATES
Bridge Design Services	\$ 500,000
Safety Management System (SMS) Consultant	\$ 200,000
General Security Services (Federal)	\$ 2,500,000
8623 Engineering & Geotechnical Services	\$ 500,000
9005 As-Needed Architectural/Engineering Support Services	\$ 2,400,000
9005.2 As-Needed Geotechnical Services	\$ 500,000
9005.4 As-Needed Airfield Design Services	\$ 500,000
9005.5 As-Needed Baggage Handling System & Passenger Boarding Bridge Design Services	\$ 500,000
9033.9 CM Services for T1 to T2 Connector	\$ 504,000
9185.1 T1 Redevelopment, Program Concept Designer	\$ 13,000,000
9185.2 T1 Redevelopment, Program Special Systems	\$ 4,000,000
9185.3 T1 Redevelopment, Baggage Handling System Designer	\$ 4,000,000
9223 CM Services for Access Control System Expansion	\$ 1,600,000
9263 Airport Security Consultant	\$ 1,200,000
9316 Airport Wildlife Biologist	\$ 250,000
9357 Lenel Access Control Integrator	\$ 1,000,000
9380 Designated Airport Channeling Services	\$ 1,000,000
	\$ 34,154,000

DESIGN / BUILD CONTRACTS

	ESTIMATES
8872.A Design/Build Administration Complex	\$ 20,000,000

Grand Total

\$ 179,286,000

CONCESSION LEASES

Terminal 3 Bookstore Lease	
Terminal 3 Specialty Leases (2)	
International Terminal Food & Beverage Leases (Multiple)	
Foreign Currency Exchange Service Lease	



SFO

SAN FRANCISCO INTERNATIONAL AIRPORT

Contract Monitoring Division (CMD)
2013/2014 Vendor Fair

October 7, 2013

Capital Improvement (CIP) Summary

- ➔ Total 10-Year CIP budget – \$4.3B
- ➔ In Progress Large Individual projects – \$3.2B
 - In Construction Phase
 - Runway Safety Areas
 - Replacement Air Traffic Control Tower
 - Terminal 3 East/Boarding Area E Redevelopment
 - In Planning/Design Phase
 - Terminal 1/Boarding Area B Redevelopment
 - On-Airport Hotel
 - Consolidated Administration Campus
 - Long-Term Parking Garage, Phase 2
- ➔ Future Large Individual Projects – \$540M
 - T3 West and Boarding Area F Redevelopment
- ➔ Other CIP Projects – \$600M
 - Includes annual recurring capital improvements and smaller discrete projects
- ➔ Consolidated Rental Car Facility – Not included
 - Will proceed only if cost neutral to airlines



Terminal 1 Redevelopment Program



➔ Terminal 1 and Boarding Area B need to be redeveloped because

- Terminal 1 and Boarding Area B opened in 1963
 - Was intended to be the first renovation in the Master Plan
 - Scheduled to be rebuilt in 1990, before the International Terminal
- Building and associated systems are beyond the end of their useful life
 - Risk of failure to the structure and systems is increasing
 - Significant earthquake would shut down Boarding Area B
- Facility does not meet
 - Building code life safety and exiting requirements
 - Seismic standards
- Further repairs not possible
 - Boarding Area B not built on piles
 - Differential settlement of up to 4 feet in areas
 - Unresolvable ADA compliance issues

Terminal 1 Redevelopment Program



✈ Gate demand has increased

- Gate constraints become more challenging if project is delayed, even with moderate traffic growth
- Terminal 1 is the only location with potential for additional gates
 - Without this project, domestic carriers have minimal growth opportunities
 - Provides gates to accommodate projected international traffic growth

Terminal 1 Redevelopment Program



➔ Terminal 1 Redevelopment Goals

- Accommodate gate demand
 - ❑ Align gates availability with anticipated gate demand
 - ❑ Support modern aircraft fleet mix
 - ❑ Provide international wide-body peak time overflow gates
- Improve passenger service and support airline operations
 - ❑ Replace old individual baggage systems with a consolidated checked baggage inspection system (CBIS)
 - ❑ Accommodate industry changes in passenger circulation, queuing, and check-in processing methods
 - ❑ Optimize square footage and location of concessions
 - ❑ Match hold rooms to fleet mix
 - ❑ Provide sterile connector for domestic airlines with international flights
 - ❑ Increase number and size of restrooms facilities

Terminal 1 Program - 10 Projects

Tenant Relocations

1

Utilities infrastructure Improvements

2

Temporary Boarding Area B and Checkpoint

3

South Field Improvements

4

Demolition and Hazmat

5

New Boarding Area and Terminal 1 - Phase 1 Expansion

6

Terminal 1 – Phase 2 Expansion

7

Terminal 1 – Phase 3 Expansion

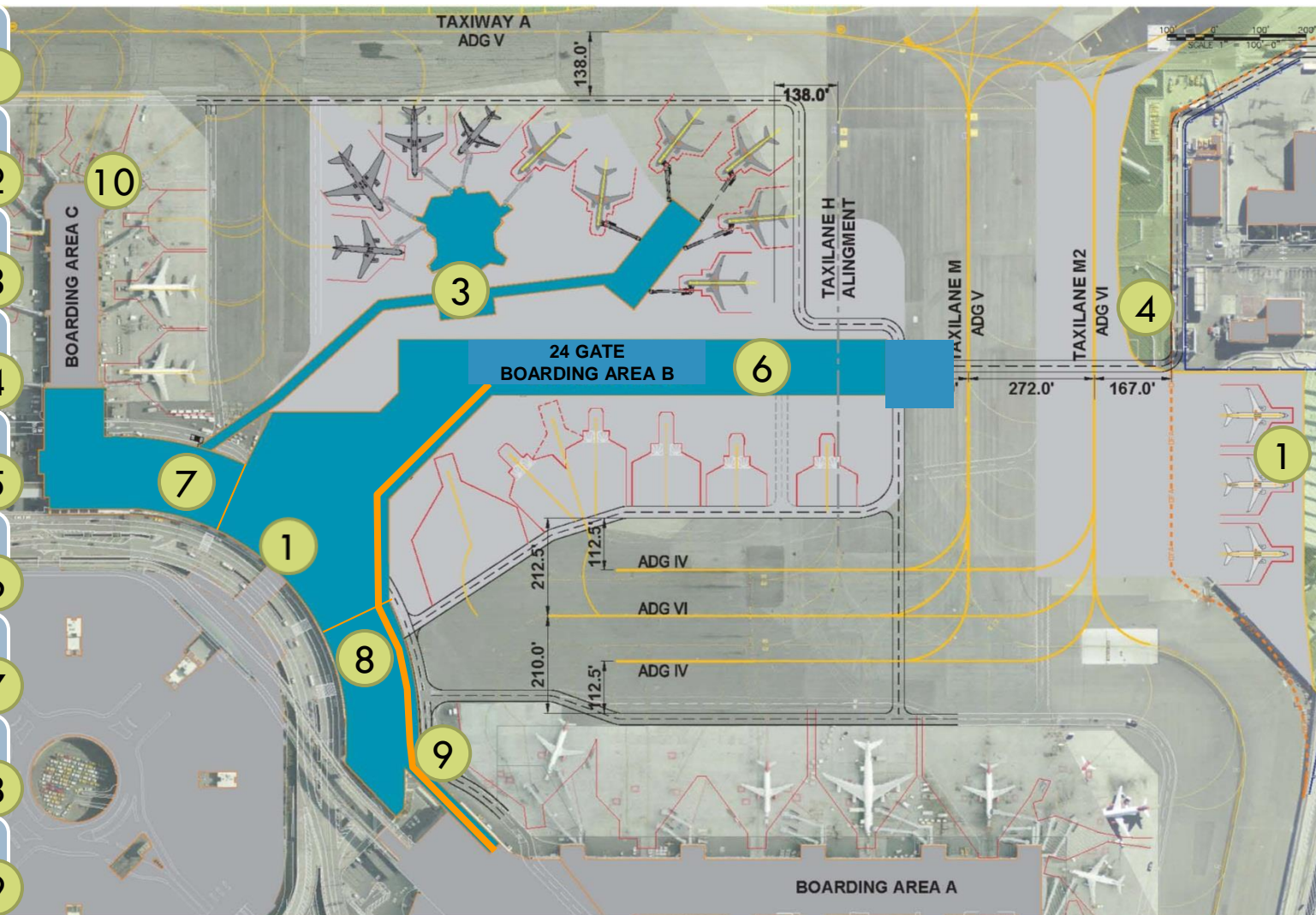
8

Terminal 1 – ITB Connector

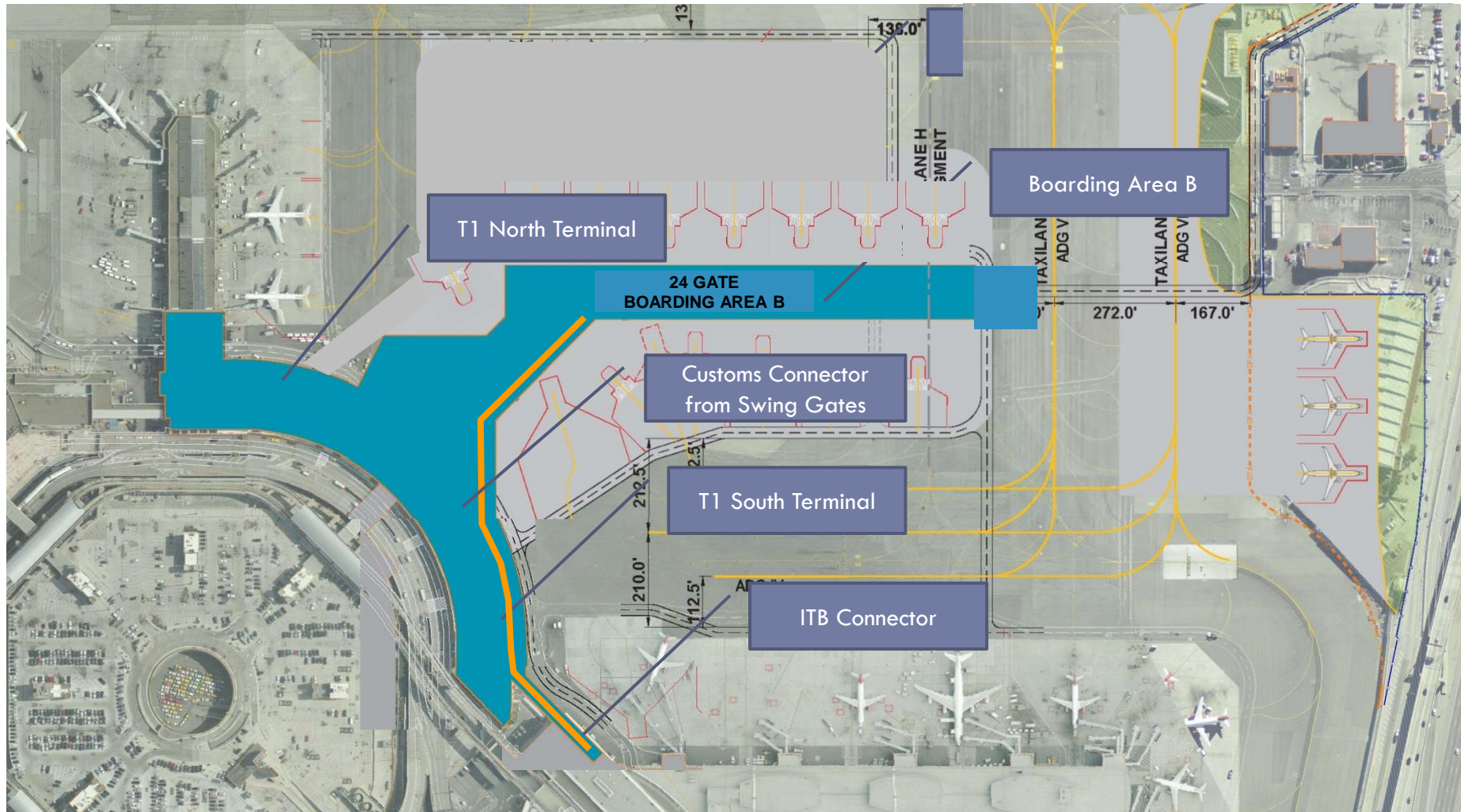
9

Boarding Area C Refresh

10



Leasing



Examples of Temporary Facilities



Conceptual Design – Airfield View



Conceptual Design – Landside View



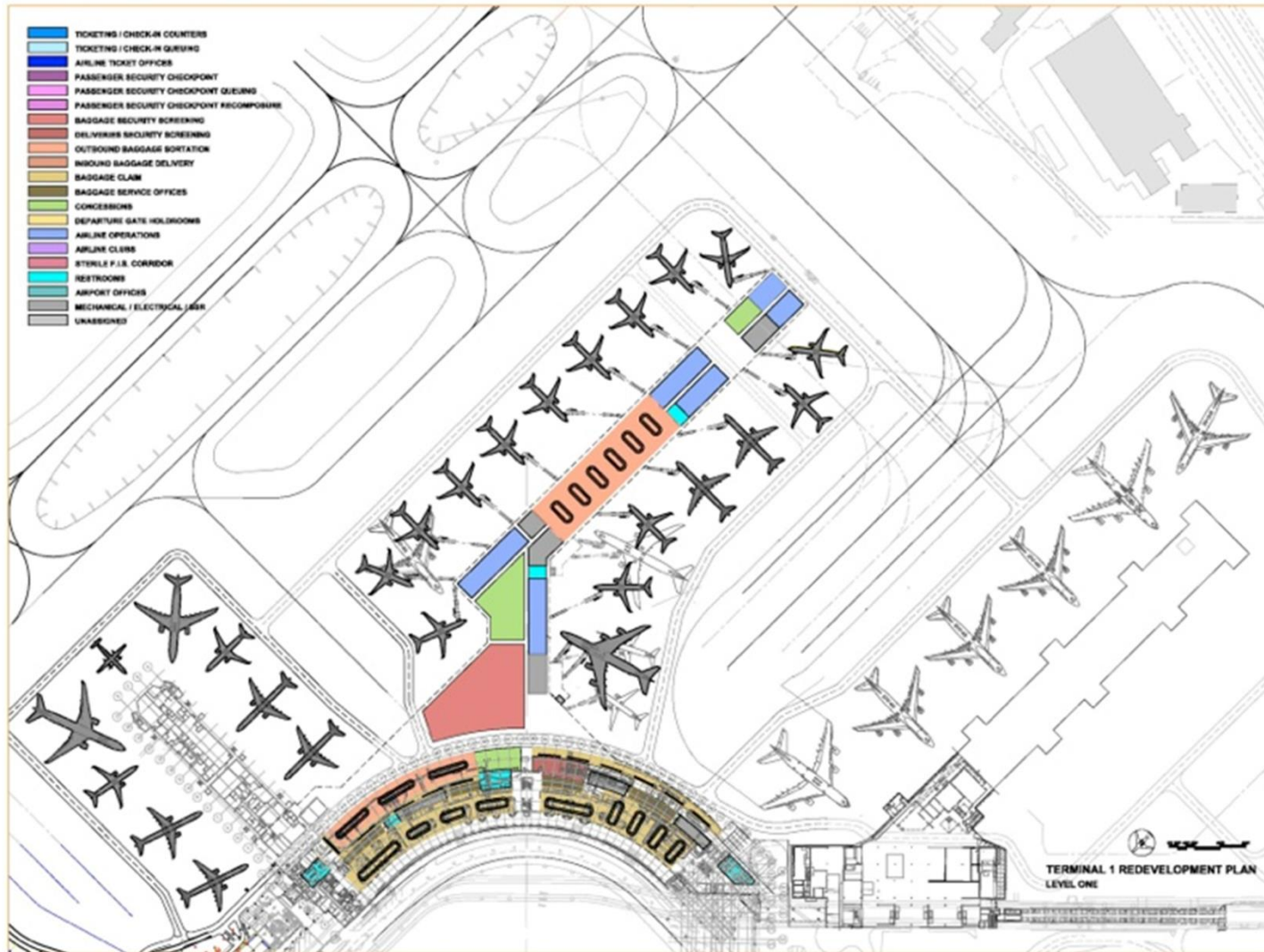
Conceptual Design – Recomposure Area



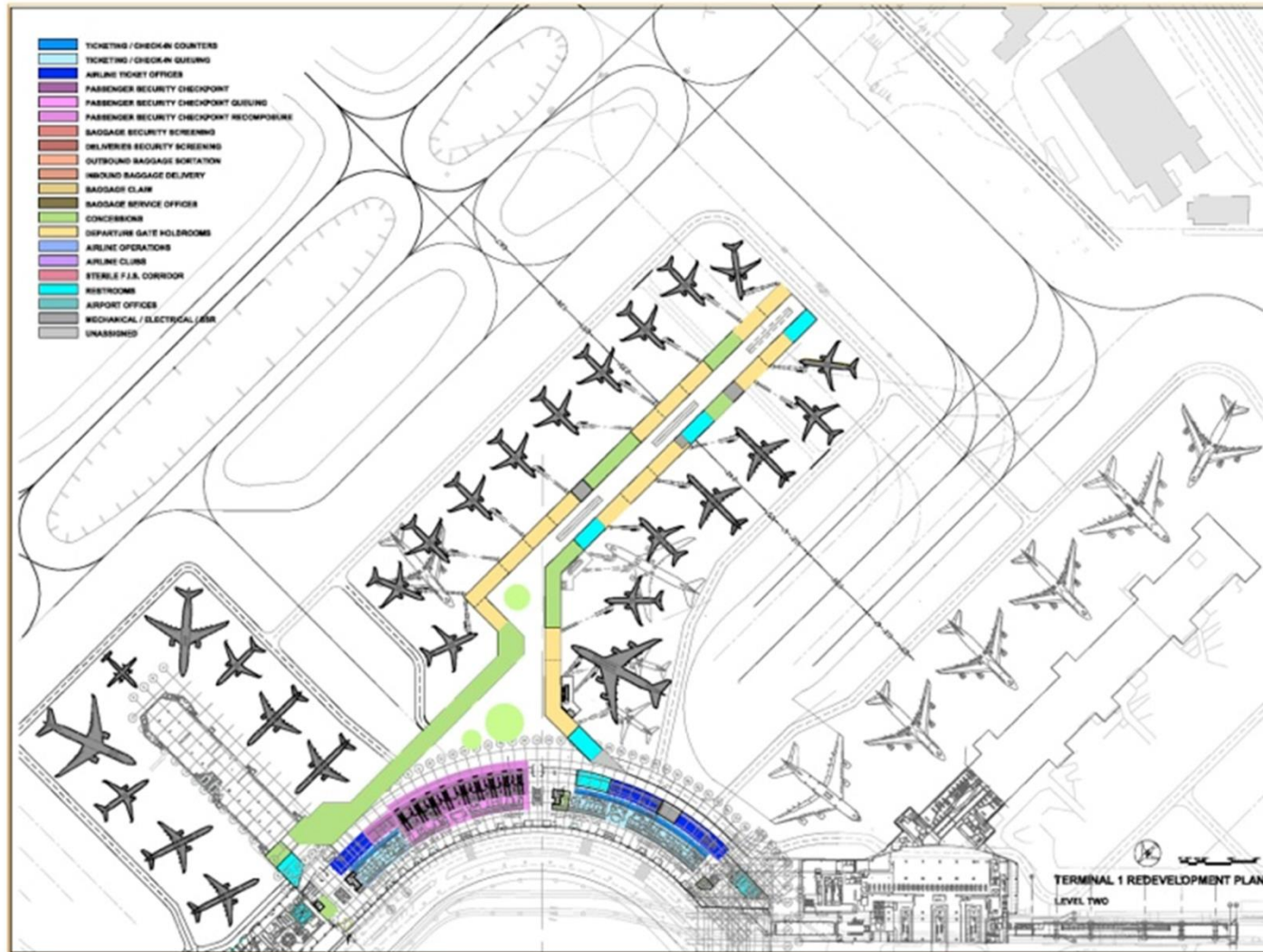
Conceptual Design – Boarding Area B Arrival



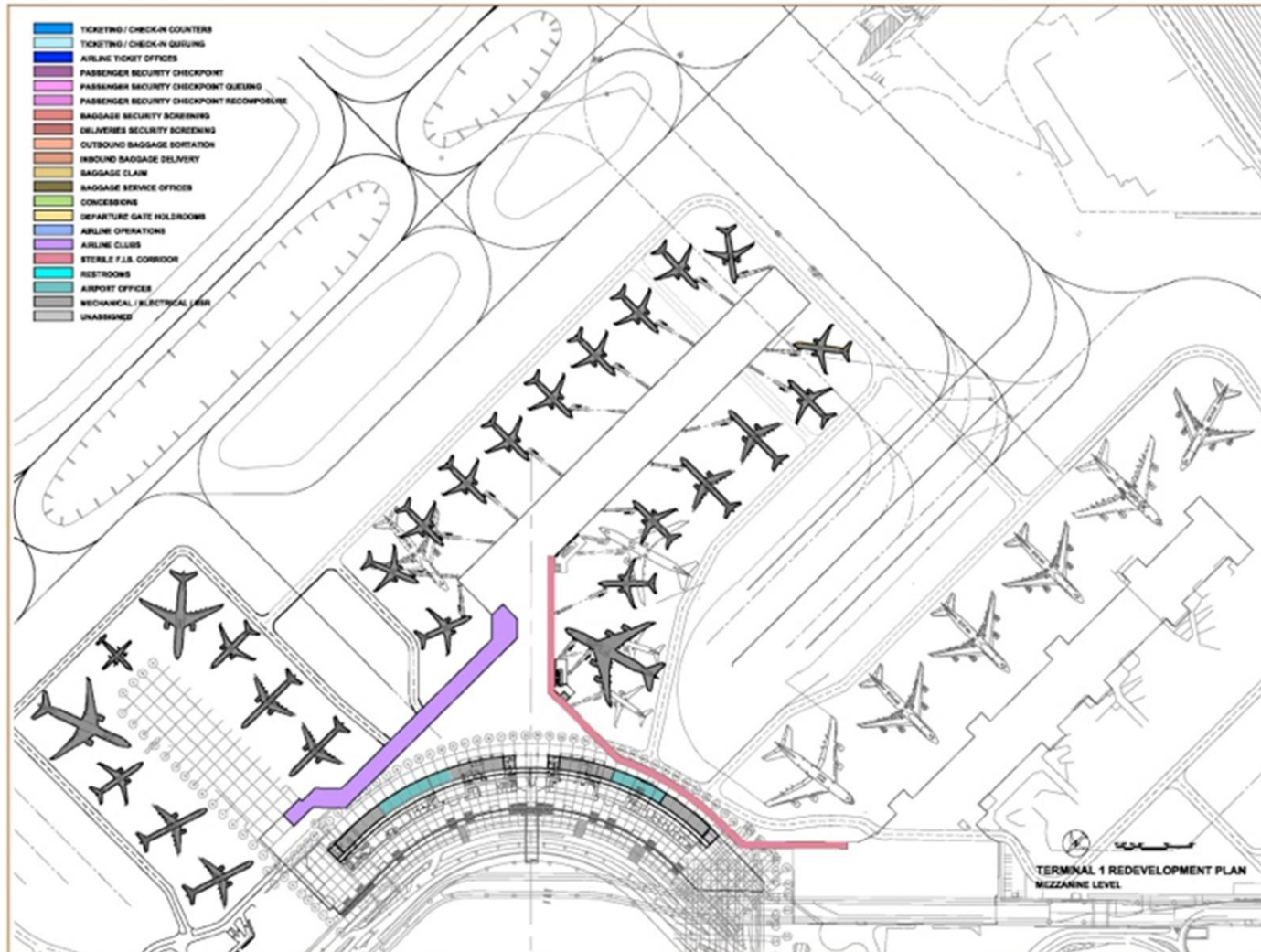
Block Diagram – Arrivals/Ramp Level




Block Diagram – Departure Level



Block Diagram – Mezzanine Level (Airline clubs and Secure Customs Connector)



T1 Program Schedule and ROM Costs



T1 Program Contracting Opportunities


Terminal 1 Redevelopment - Enabling Projects	PMSS Support		A&E Design		Design/ Bid/Build		Design/ Build		CM@R		Contract Duration
	Value (Est.)	RFP Date (Est.)	Value (Est.)	RFP Date (Est.)	Value (Est.)	Bid Date (Est.)	Value (Est.)	RFP Date (Est.)	Value (Est.)	RFP Date (Est.)	Months (Est.)
Fire House No. 3 Relocation	\$700K	Q4-2013*	\$750K	Q4-2013					\$8M	Q4-2013	28
Ground Transportation Unit, Gas Station and Car Wash Relocation	\$700K	Q4-2013*	\$750K	Q4-2013					\$8M	Q4-2013	28
Temporary Boarding Area B & Security Checkpoint	\$2.5M	Q4-2013	\$5M	Q4-2013					\$40M	Q4-2013	24
Abatement, Demo, HAZMAT	\$1M	Q2-2014*					\$10M	Q2-2014			24
South Field Taxilanes and Vehicle Checkpoint Relocation	\$1.5M	Q1-2014*	\$1.5M	Q2-2014					\$20M	Q2-2014	18
Utility Infrastructure Upgrades	\$4.5M	Q4-2013*	\$1.5M	Q2-2014	\$20M	Q3-2014					48
Security/Special Systems	\$1.5M	Q1-2014	\$1.5M	Q2-2014							66
Tenant Relocations	\$750K	Q4-2013*	\$750K	Q4-2013					\$5M	Q4-2013	18
SAO/US CBP Relocation	\$750K	Q4-2013			\$7M	Q2-2014					18

* Project Management Support Services Pool

T1 Program Contracting Opportunities (Continued)



Terminal 1 Redevelopment - Terminal and Boarding Area Projects	PMSS Support		A&E Design		Design/ Bid/Build		Design/ Build		Contract Duration
	Value (Est.)	RFP Date (Est.)	Value (Est.)	RFP Date (Est.)	Value (Est.)	Bid Date (Est.)	Value (Est.)	RFP Date (Est.)	Months (Est.)
Phase 1									
New BA B - 24 Gates	\$30M	Q1-2014					\$590M	Q2-2014	52
Terminal 1 Expansion - Center	\$23M	Q1-2014					\$458M	Q2-2014	48
Baggage Handling System	\$10M	Q1-2014					\$150M	Q2-2014	30
Phase 2									
Terminal 1 Expansion - South	\$10M	Q1-2018					\$198M	Q2-2018	30
ITB Secure Connector	\$2.5M	Q1-2018					\$53M	Q2-2018	30
Terminal 1 Expansion - North	\$19M	Q1-2021					\$374M	Q2-2021	24
Boarding Area C Refresh	\$10M	Q1-2021					\$210M	Q2-2021	24



Contract Monitoring Division

Parks and Recreation

Toks Ajike



Contract Monitoring Division Vendor Fair October 7, 2013



San Francisco Clean and Safe Neighborhood **PARKS GO BOND**

2012 Bond passes with 72% voter approval

Current Status

- First sale occurred Spring 2013, with proceeds appropriated to projects in June 2013
- Phase I projects are in Planning/Design Phase now. These include Joe DiMaggio, Glen Canyon, Balboa Park, Gilman Playground, West Sunset Playground & Mountain Lake Playground
- Site surveys are complete



San Francisco Clean and Safe Neighborhood **PARKS GO BOND**

San Francisco Clean and Safe Neighborhood Parks Bond (Rec Park)

Neighborhood Parks	99
Citywide Parks	
Lake Merced Park	2
Golden Gate Park	9
John McLaren Park	10
Citywide Programs	
Community Opportunity Fund	12
Failing Playgrounds	15.5
Forestry	4
Trails	4
Water Conservation	5
TOTAL	\$160.5

SAN FRANCISCO CLEAN & SAFE NEIGHBORHOOD PARK SITES

LEGEND

★ Proposed Neighborhood Park Project

★ Proposed Citywide Park Project



SAN FRANCISCO
RECREATION
& PARKS

San Francisco Clean and Safe Neighborhood **PARKS GO BOND**


NEIGHBORHOOD PARKS

Angelo J. Rossi Playground	\$8,200,000
Balboa Park	\$7,000,000
Garfield Square	\$11,000,000
George Christopher Playground	\$2,800,000
Gilman Playground	\$1,800,000
Glen Canyon Park	\$12,000,000
Hyde & Turk Mini Park	\$1,000,000
Joe DiMaggio Playground	\$5,500,000
Margaret S. Hayward Playground	\$14,000,000
Moscone Recreation Center	\$1,500,000
Mountain Lake Park	\$2,000,000
Potrero Hill Recreation Center	\$4,000,000
South Park	\$1,000,000
West Sunset Playground	\$13,200,000
Willie "Woo Woo" Wong Playground	\$6,000,000
Program Contingency	\$6,000,000
Issuance and Oversight	\$2,000,000
TOTAL NEIGHBORHOOD PARKS	\$99,000,000


NEIGHBORHOOD PARKS POOL SITES



Balboa Park



**Angelo Rossi
Playground**



Garfield Square

- Of the 15 neighborhood parks, 3 are sites with pool renovations
- Pool renovations will include the following:
 - New pool circulation systems
 - New mechanical/hvac systems
 - New pool locker rooms
 - New pool decks

\$19.2M



San Francisco Clean and Safe Neighborhood **PARKS GO BOND**

CITYWIDE PARKS



**Golden Gate
Park**



McLaren Park



Lake Merced

- \$21 million for Golden Gate Park, McLaren & Lake Merced for projects that are:
 - Consistent with existing planning documents and policies
 - Increase access and connectivity
 - Improve recreation assets
 - Restore natural features



San Francisco Clean and Safe Neighborhood **PARKS GO BOND**

Citywide Programs



**Playground
Safety**
\$15.5M



**Water
Conservation**
\$5M



**Tree
Safety**
\$4M



**Community
Opportunity Fund**
\$12M



Trails
\$4M



McLaren
\$10M



Golden Gate Park
\$9M



Lake Merced
\$2M

PLAYGROUND SAFETY

\$15.5 million

Goal: To repair, renovate, and update the City's worst playgrounds



Will address all pressure-treated wood structures

- Project selection guided by:
- 2012 Playground Scorecard
- 2010 Census Data
- Prop C – Controller's Office Park
- Evaluation data
- Physical condition of the sites, including accessibility of sites for disabled



San Francisco Clean and Safe Neighborhood **PARKS GO BOND**

WATER CONSERVATION

\$5 million

Goal: Focus on increasing water conservation at highest water-wasting parks.



RPD is the highest municipal water user – by improving irrigation, we can save millions of gallons of water.



San Francisco Clean and Safe Neighborhood **PARKS GO BOND**

FORESTRY

\$4 million

Goal: Focus on hazardous trees – reduce risk to property and life. Plant new trees



Will continue 2008 bond program to assess tree conditions, prune or abate hazards, and replant to ensure continuation of our urban forest.

Sites addressed in rank order of greatest risk to public safety or property.



San Francisco Clean and Safe Neighborhood **PARKS GO BOND**

TRAILS AND CONNECTIONS

\$4 million

Goal: Focus on erosion control and improved access for walking and hiking



Access – trails best connected to other park facilities, major trails and trail networks.

Conservation - trails that improve protection of fragile wildlife and plant habitat.

Safety – trails in poor physical condition that pose most risk to loss of property or life.



San Francisco Clean and Safe Neighborhood **PARKS GO BOND**

COMMUNITY OPPORTUNITY FUND

The **Community Opportunity Fund** has succeeded!

Awarded \$2 million and 17 projects to date

COF has leveraged \$13.7 million in matching resources

Rewards projects that:

- Demonstrate strong project planning & readiness
- Leverage additional resources
- Improve park experience and identity
- Foster stewardship and community building

In 2012, RPD proposes to **CONTINUE** and **EXPAND** the COF to \$12 MILLION



San Francisco Clean and Safe Neighborhood **PARKS GO BOND**

2012 San Francisco Clean and Safe Neighborhood Parks Bond Schedule



**SAN FRANCISCO
RECREATION
& PARKS**

San Francisco Clean and Safe Neighborhood **PARKS GO BOND**

Thank You!

For questions please contact Toks Ajike
415-581-2543
or
toks.ajike@sfgov.org



San Francisco Clean and Safe Neighborhood **PARKS GO BOND**



Contract Monitoring Division

San Francisco Public Utilities Commission (SFPUC)

Ivy Fine

City and County of San Francisco
Public Utilities Commission

**City and County of San Francisco
2013/2014 Vendor Fair**

by

Ivy Fine

Contract Administration Bureau

October 7, 2013

Agenda

Overview

Growing Small Businesses,
Removing Barriers and
Improving the Contracting Process

FY 2012/2013 Contracting Data

Sewer System Improvement
Program (SSIP)

Upcoming Contract Opportunities

Questions & Answers



Overview

- SFPUC is comprised of three essential service enterprises providing:
 - **Water** – Provides Retail drinking water to San Francisco & wholesale water to three Bay Area counties
 - **Power** – Provides green hydroelectric and solar power to San Francisco's municipal departments
 - **Sewer** – Provides wastewater services to San Francisco

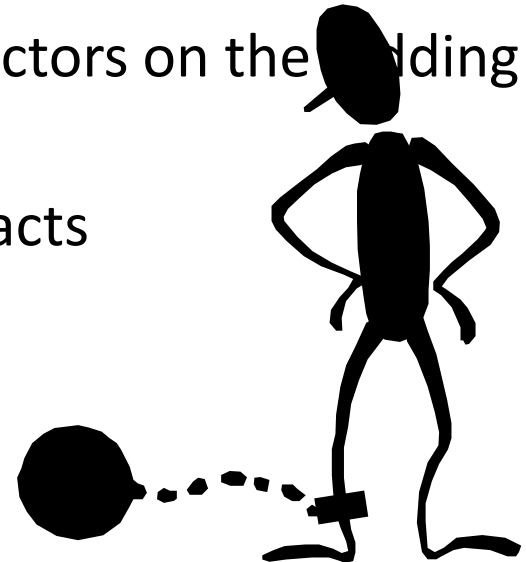


Growing Small Businesses

- SFPUC has taken a hands-on approach to growing small businesses
 - Opened a Contractors Assistance Center (www.sfwater.org/acp)
 - Partnered with the Board of Supervisors to develop legislation that expanded the SFPUC-LBE program
 - Working with local trade groups, professional associations and chambers of commerce
 - Facilitating the SFPUC Small Firm Advisory Committee
 - Hosting an annual SFPUC Contractors Breakfast
 - Revamping the SFPUC website to include an automated Contractor Notification Service and SFBid

Removing Barriers

- SFPUC is actively trying to remove the contracting barriers that have historically plagued small businesses
 - Waiving bid bond requirements on micro set-aside construction contracts
 - Providing on-line access to project plans and specifications
 - Hosting workshops that educate contractors on the bidding process
 - Targeted LBE outreach for SFPUC contracts



Improving the Process

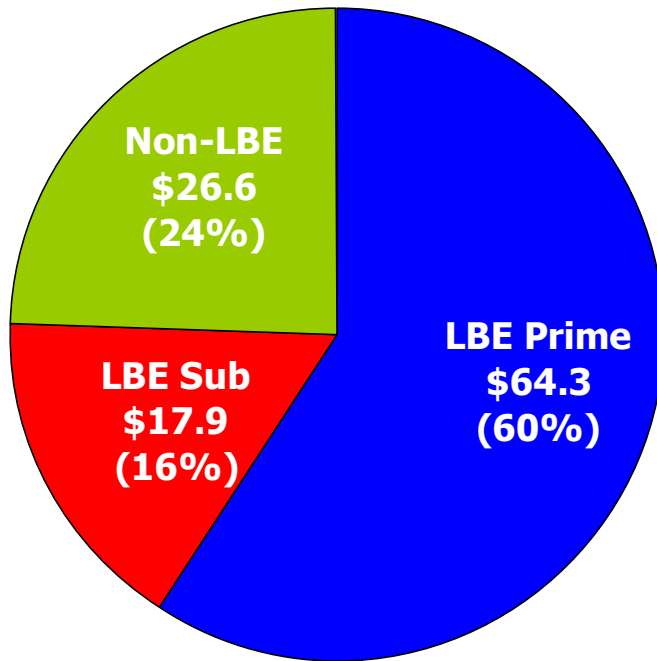
- SFPUC launched the San Francisco Online Invoicing System (SOLIS) which has streamlined SFPUC's invoicing/payment processes
 - Contractors can submit their payment requests online
 - CMD documents are automatically generated by SOLIS
 - Contractors and subcontractors can track the progress of the submitted payment requests online
 - Developed functionality that will notify contractors/subcontractors when payments have been approved



SFPUC Contracting Data – FY 2012/2013

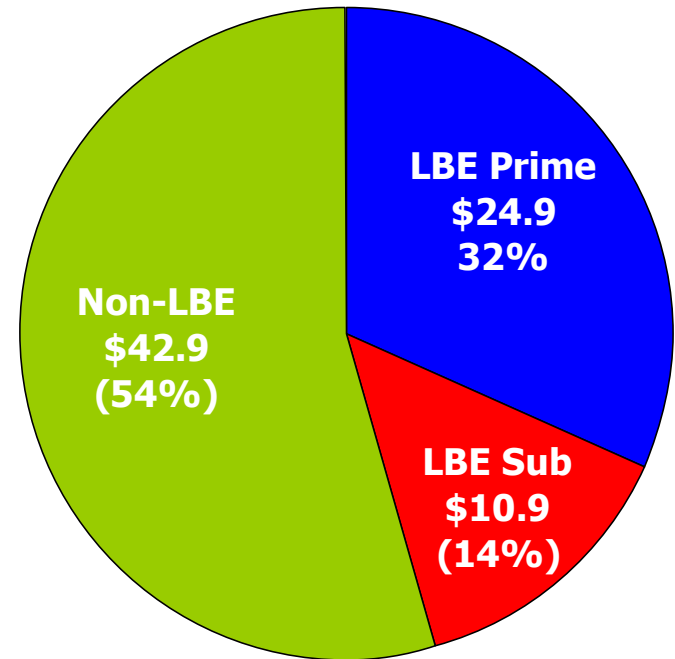
Construction

Contracts ≤ \$10 million



- 38 contracts totaling \$109M
- LBEs Primes on 32 out of 38 contracts (84%)
- Overall LBE participation was 76%
- 1 Micro Set-Aside contract was awarded

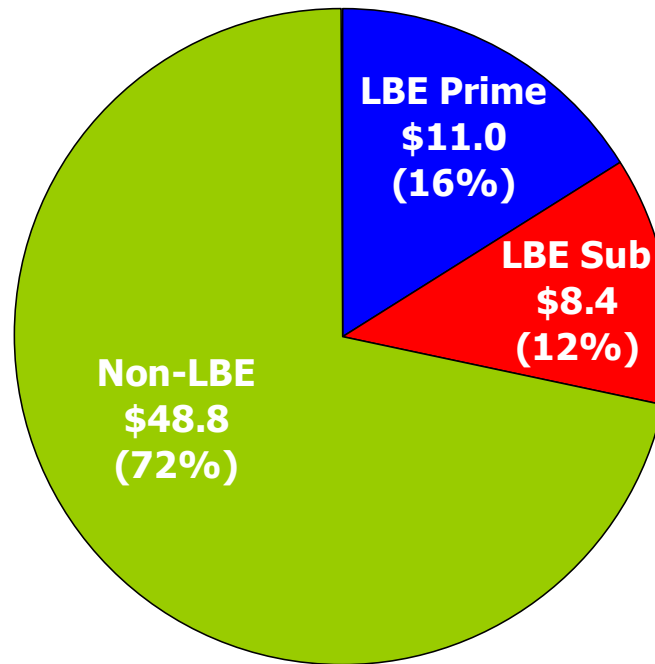
Contracts > \$10 million



- 5 contracts totaling \$78M
- LBE Primes on 3 out of 5 contracts (60%)
- Overall LBE participation was 46%
- SBA-LBE bid discount on contracts > \$20M

SFPUC Contracting Data – FY 2012/2013

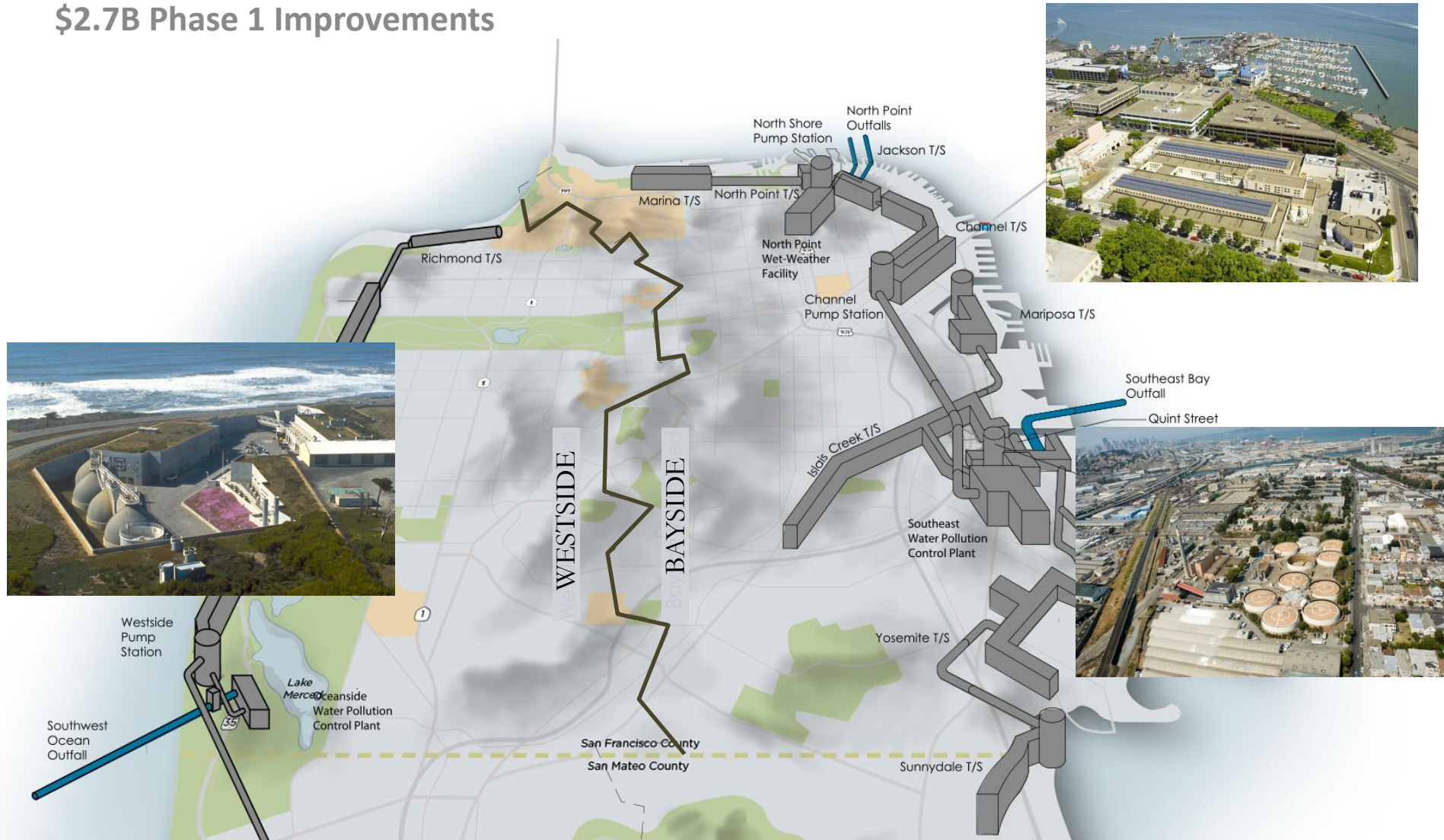
Professional Services



- 46 contracts totaling \$68M
- Average contract size \$1.5M (Min contract \$9.5k, Max contract \$4M)
- Wide range of disciplines including: engineering, environmental review, real estate appraisal and financial advisory services
- Overall LBE Participation was 28%
- LBEs Primes on 17 out of 46 contracts (37%)
- Overall LBE participation was 40%
- 1 Micro Set-Aside contracts was awarded

Sewer System Improvement Program (SSIP)

\$2.7B Phase 1 Improvements



100-year-old System: 1,000 Miles of Pipes, 3 Treatment Facilities and 27 Pump Stations

SSIP Contract Opportunities

CONTRACTS	ESTIMATED VALUE	ANTICIPATED ADVERTISEMENT
Collection System Renewal & Replacement Projects (26 contracts)	\$51.3M (Total)	2013-2014
Improvements at 1550 Evans Avenue, Phase 1	\$6M	September 2013
17 th & Folsom Wet Weather Storage Project	\$7M	August 2014
Early Implementation Projects (8 Contracts)	\$37M (Total)	2014-2015
Engineering, Geotechnical, & Corrosion As-Needed (8 Contracts)	\$14M (Total)	4 th Quarter 2013
Environmental Pool (3-4 Contracts)	\$10M-\$15M (Total)	4 th Quarter 2013
Digesters (Multiple Design and Construction Contracts)	TBD	2015-2017
Engineering Services Pool (Multiple Contracts)	TBD	TBD

Other Upcoming Contracts

Construction

Peninsula Pipelines Seismic Upgrade (WD-2727) - \$23.0M

Peninsula Vegetation Removal (WD-2654) - \$8.3M

Auxiliary Water Supply System Pumping Station No. 1
Improvements (WD-2686) - \$6.0M

Various Sewer Repair/Replacement Contracts - TBD

Professional Services

As-Needed Communications Services (CS-291) - \$8.0M

SFPUC Health & Safety Training Services (CS-294) - \$3.0M

As-Needed Non-WSIP CM Services (CS-297) - \$12.0M

Mountain Tunnel Design Services (CS-249) - \$10.0M



Contract Monitoring Division

San Francisco Port Commission

Tim Leung



Contract Monitoring Division

San Francisco Port Commission

Construction Contracts				
Project Title	Work Scope	Estimated construction budget	Estimate advertisement date	Estimate construction start date
Contract No. 2758, Bayview Gateway & Tulare Park Projects	Construct Bayview Gateway Park; Demolition of dilapidated wharf and replace with a pile supported boardwalk at the Bayview Gateway Park; improve existing Tulare Park along Islais Creek and install pedestrian bridge.	\$3,000,000	September 2013	December 2013
Pier 31 Building and Roof Repairs	Roofing, structural roof framing repairs including repairing columns and truss framing, install new restrooms, electrical power and lighting, replace windows, install safety ladders.	\$5,000,000	November 2013	February 2014
Pier 94-96 Storm Drain and Outfall repairs	Install backflow preventer at four outfall locations, repair portions of the storm water main, and backfill as required.	\$500,000	November 2013	February 2014
Pier 35 Building and Roof Repairs	Roofing, structural roof framing repairs, and elevator upgrade	\$2,400,000	November 2013	February 2014
Quint Street Lead Improvement Project	Replace existing rail with 136# continuous welded rail, replace existing wood ties with new concrete ties, replace existing ballast rock, and remove and replace asphalt concrete street approximately 18' wide.	\$2,000,000	April 2014	July 2014
Copra Crane Refurbishment	Build new deck in Islais Creek near intersection of Indiana and Tulare Street, relocate and reinstall historic copra crane on top of new deck. Existing historic copra crane is currently stored at a different location.	\$610,000	May 2014	August 2014
Crane Cove Park Project Phase 1	Open green areas, 19th Street extension, crane plaza and keel park, Building 109 stabilization, Illinois street sidewalk, crane nos 14 & 30 stabilization, and shoreline clean-up	\$8,000,000	June 2014	September 2014
Pier 35 Substructure Repairs Project	Substructure repair to include deck and pile repair work	\$3,000,000	June 2014	September 2014



Contract Monitoring Division

San Francisco Transportation Municipal Agency (SFMTA)

Lome Aseron, Shahnam Farhangi,
Ashish Patel



SFMTA
Municipal
Transportation
Agency

Overview of Contract Compliance Programs Lome Aseron

SFMTA Contract Compliance Programs

- Small Business Enterprise (SBE) Program (FTA-funded)
- Disadvantaged Business Enterprise (DBE) Program (FHWA-funded)
- Local Business Enterprise (LBE) Program (locally-funded)
- Employment Programs

SFMTA SBE Program

- Implemented in accordance with 49 CFR Part 26
- Disadvantaged Business Enterprises (DBEs), Local Business Enterprises (LBEs), Small Business Enterprises (SBEs), and SFMTA-verified firms qualify
- Professional services and construction contracts

LBE Program

- Implemented pursuant to San Francisco Administrative Code Chapter 14B
- Firms certified under the City's Local Business Enterprise Program (LBEs) qualify
- Primarily locally-funded professional services contracts

DBE Program

- Implemented pursuant to Caltrans' policies and procedures
- Firms certified as DBEs qualify
- Primarily construction contracts on City streets, administered almost exclusively by DPW

Contract Compliance Implementation

- Establish goals based on availability of certified firms to perform work
- Evaluate bids and proposals submitted to assess commitment to SBE/LBE/DBE goal
- Contract monitoring
- General oversight to ensure fairness in procurement procedures

Employment Program Implementation

- Monitor and enforce labor compliance and employment program requirements on SFMTA projects
- Conduct field inspections and assist in prevailing wage audits
- Generate reports to conduct compliance reviews
- Collect and process certified payroll reports through an electronic payroll system
- Implement Employment Training Program on professional services contracts



SFMTA
Municipal
Transportation
Agency

Capital Programs and Construction

Shahnam Farhangi

Upcoming Contracting Opportunities

Presidio ETI Bus Hoist Lifts	December 2013	\$2.1 million
Job Order Contract (JOC) – 4 Contracts	October 2013	\$5 million each
Bayview Opera House, Phase II	October 2013	\$900,000
Islais Creek, Motor Coach Maintenance and Operations Facility – Phase II	April 2014	\$25 million
C3 Blue Light Emergency Phone Replacement Project	October 2013	\$11.5 million
Sunset Tunnel Trackway Improvements Project	September 2013	\$15.8 million
Muni Metro System – Escalator Replacement – Phase II	November 2013	\$10.2 million
Twin Peaks Tunnel Trackway Improvements Project	June 2014	\$24.5 million



SFMTA
Municipal Transportation Agency

CONTRACTS & PROCUREMENT

Ashish Patel



Contracts & Procurement section of FIT consists of three groups

Contract Compliance

- **Implements SBE, DBE & LBE programs**

Storeroom Operations and Inventory Control

- **Manage materials inventory at various
SFMTA warehouses**

Contracts & Procurement

- **Professional Services Contracts**
- **Procurement of Commodities**



Professional Services process

- **Scope**
- **Civil Service**
- **Request for Proposals**
- **Selection**
- **Award**

Who do we use?





Rules for Professional Services

- **Under \$10k – may be awarded without competitive process depending on justification**
- **Under \$100k – Informal solicitation with priority given to Micro-LBE firms. Non-Micro-LBE firm must have approved justification**
- **Over \$100k – requires formal RFP process**




Procurement of Commodities

- **Material Service Request (MSR)**
- **Estimate (typically provided from a known vendor)**
- **Bid**
- **Award**



What do we buy?





Rules for Commodities


- **Under \$10k – may be awarded without competitive process**
- **Under \$100k – Informal solicitation requiring up to three quotes**
- **Over \$100k – requires formal Bid process conducted by SFMTA C&P or OCA staff**



Contract Monitoring Division

Office of Contract Administration (OCA)

Galen Leung




Office of Contract Administration

Homepage (with web-links):

<http://sfgsa.org/index.aspx?page=359>

(or go to the SFGOV.org website, scroll your cursor over the tab ***Most Requested***, then click on **Bids & RFPs**)



Office of Contract Administration

Bids & Contracts Database

<http://mission.sfgov.org/OCABidPublication/ReviewBids.aspx>

5 categories of bids:

- Equipment, Supplies and General Services (OCA)

- Equipment, Supplies and General Services (other depts.)

- Architecture and Engineering Services

- Construction

- Consultants and Professional Services



Office of Contract Administration

The City's Purchasing Process

<http://sfgsa.org/index.aspx?page=4758>

What the City Purchases

How the City Meets its Purchasing Needs

Purchasing Responsibilities



Office of Contract Administration

How to Qualify to do Business with the City

<http://sfgsa.org/index.aspx?page=4762>

Fill out the Vendor Registration Package.

It has: a Vendor Profile Application,
IRS Form **W-9**, Business Tax Declaration,
and CMD 12B-101 Declaration



Office of Contract Administration

Frequently Asked Questions

<http://sfgsa.org/index.aspx?page=4765#faq8c>

Scroll down the screen or click on any question to see the answer.

For example: Q. Can I get notified of particular types of bids? A. Yes, via RSS feeds.



Office of Contract Administration

RSS Feeds

On the every page of the OCA website, on the left side are a series of tabs, one of which states:

Subscribe to the OCA RSS Feed.

This is the easiest way to get information on current opportunities from the Bids and Contracts Database.



Contract Monitoring Division

Questions?

Questions & Answers

