



## CONTRACT MONITORING DIVISION CITY ADMINISTRATOR'S OFFICE



London N. Breed, Mayor  
Naomi M. Kelly, City Administrator

Romulus Asenloo, Director

February 20, 2020

San Francisco Board of Supervisors  
City Hall  
1 Dr. Carlton B. Goodlett Place, Room 244  
San Francisco, CA 94102-4689

Dear San Francisco Board of Supervisors

Pursuant to Chapter 14B.15 (A) of the San Francisco Administrative Code, please find the Local Business Enterprise ("LBE") Participation Quarterly Report for Q1FY 2019-20. The LBE Participation Report documents the LBE contract award statistics on work covered by Chapter 14B for the Airport, Public Works, Port, Public Utilities Commission, Recreation & Parks Department and Controller's Office.

Thank you for your continued support of CMD and the LBE Program. Should you have any questions, please do not hesitate to contact me at (415) 581-2320.

Sincerely,

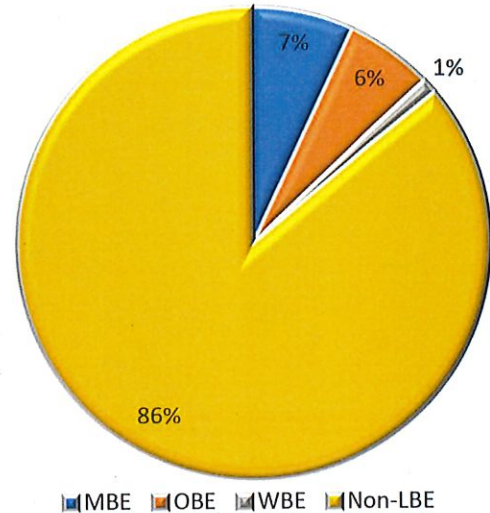
*Romulus Asenloo*

Romulus Asenloo  
Contract Monitoring Division  
Director

## Office of the Controller (Data Source - F\$P)

Total Number of Contracts for FY 19/20 Q1: 4				
Contract Type Description	Number of Contracts FY 19/20 Q1	Percent of Total Contracts FY 19/20 Q1	Number of Contracts to Date	Percent of Total Contracts to Date
Professional Services - Chapter 21	4	100.0%	18	100.0%
<b>Grand Total</b>	<b>4</b>	<b>100.0%</b>	<b>18</b>	<b>100.0%</b>
Contract Type Description	Amount Awarded FY 19/20 Q1	LBE Amount Awarded FY 19/20 Q1	Amount Awarded to Date	LBE Amount Awarded to Date
Professional Services - Chapter 21	\$3,495,400	\$478,385	\$18,985,454	\$4,189,470
<b>Grand Total</b>	<b>\$3,495,400</b>	<b>\$478,385</b>	<b>\$18,985,454</b>	<b>\$4,189,470</b>
Prime LBE Status	Number of Contracts FY 19/20 Q1	Percent of Total Contracts FY 19/20 Q1	Number of Contracts to Date	Percent of Total Contracts to Date
LBE	1	25.0%	3	16.7%
Non-LBE	3	75.0%	15	83.3%
<b>Grand Total</b>	<b>4</b>	<b>100.0%</b>	<b>18</b>	<b>100.0%</b>
Prime Owner Type	Number of Contracts FY 19/20 Q1	Percent of Total Contracts FY 19/20 Q1	Number of Contracts to Date	Percent of Total Contracts to Date
Other Business Enterprise	1	25.0%	3	16.7%
Non-LBE	3	75.0%	15	83.3%
<b>Grand Total</b>	<b>4</b>	<b>100.0%</b>	<b>18</b>	<b>100.0%</b>

**LBE Participation  
Contracts Awarded  
FY 2019/20 Q1**

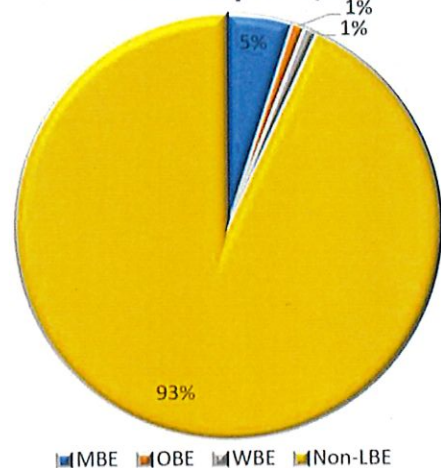


■ MBE  
 ■ OBE  
 ■ WBE  
 ■ Non-LBE

## San Francisco International Airport (Data Source – F\$P)

Total Number of Contracts for FY 19/20 Q1: 9				
Contract Type Description	Number of Contracts FY 19/20 Q1	Percent of Total Contracts FY 19/20 Q1	Number of Contracts to Date	Percent of Total Contracts to Date
Construction Contracts	4	44.4%	100	49.3%
Professional Services - Chapter 6	2	22.2%	81	39.9%
Professional Services - Chapter 21	3	33.3%	22	10.8%
<b>Grand Total</b>	<b>9</b>	<b>100.0%</b>	<b>203</b>	<b>100.0%</b>
Contract Type Description	Amount Awarded FY 19/20 Q1	LBE Amount Awarded FY 19/20 Q1	Amount Awarded to Date	LBE Amount Awarded to Date
Construction Contracts	\$17,997,137	\$6,598,626	\$7,146,900,754	\$1,559,022,429
Professional Services - Chapter 6	\$7,560,000	\$7,485,000	\$589,394,485	\$231,092,631
Professional Services - Chapter 21	\$222,197,808	\$11,094,803	\$262,398,748	\$20,096,093
<b>Grand Total</b>	<b>\$247,754,945</b>	<b>\$25,178,429</b>	<b>\$7,998,693,987</b>	<b>\$1,810,211,153</b>
Prime LBE Status	Number of Contracts FY 19/20 Q1	Percent of Total Contracts FY 19/20 Q1	Number of Contracts to Date	Percent of Total Contracts to Date
LBE	4	44.4%	80	39.4%
Non-LBE	5	55.6%	123	60.6%
<b>Grand Total</b>	<b>9</b>	<b>100.0%</b>	<b>203</b>	<b>100.0%</b>
Prime Owner Type	Number of Contracts FY 19/20 Q1	Percent of Total Contracts FY 19/20 Q1	Number of Contracts to Date	Percent of Total Contracts to Date
Minority Business Enterprise	1	11.1%	15	7.4%
Other Business Enterprise	1	11.1%	26	12.8%
Women Business Enterprise	1	11.1%	33	16.3%
Non-LBE	6	66.7%	129	63.5%
<b>Grand Total</b>	<b>9</b>	<b>100.0%</b>	<b>203</b>	<b>100.0%</b>

**LBE Participation  
Contracts Awarded  
FY 2019/20 Q1**

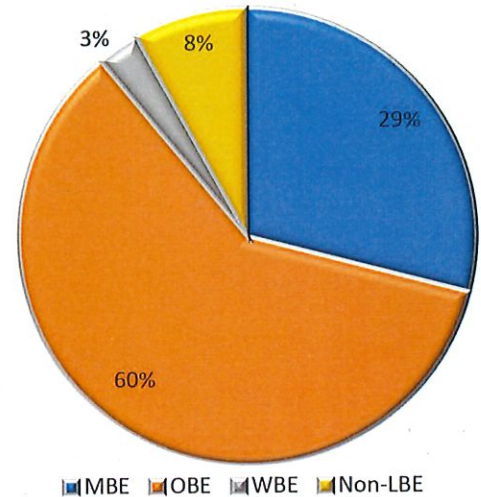


- Notes:**
- 1) all column headings are defined as per CMD (e.g. "to Date" refers to active contracts with term start date of 7/1/13 or later)
  - 2) Due to FAMIS to PeopleSoft conversion, not all original award amounts may have been captured

## Public Works (Data Source – F\$P)

Total Number of Contracts FY 19/20 Q1: 4				
Contract Type Description	Number of Contracts FY 19/20 Q1	Percent of Total Contracts FY 19/20 Q1	Number of Contracts to Date	Percent of Total Contracts to Date
Construction Contracts	2	50.0%	304	89.4%
Professional Services - Chapter 6	2	50.0%	31	9.1%
Professional Services – Chapter 21	0	0.0%	5	1.5%
<b>Grand Total</b>	<b>4</b>	<b>100.0%</b>	<b>340</b>	<b>100.0%</b>
Contract Type Description	Amount Awarded FY 19/20 Q1	LBE Amount Awarded FY 19/20 Q1	Amount Awarded to Date	LBE Amount Awarded to Date
Construction Contracts	\$13,733,168	\$13,683,078	\$1,046,427,233	\$706,000,300
Professional Services - Chapter 6	\$1,800,000	\$999,000	\$64,050,698	\$55,359,604
Professional Services – Chapter 21	\$0	\$0	\$5,000,000	\$5,000,000
<b>Grand Total</b>	<b>\$15,533,168</b>	<b>\$14,682,078</b>	<b>\$1,115,477,932</b>	<b>\$766,359,903</b>
Prime LBE Status	Number of Contracts FY 19/20 Q1	Percent of Total Contracts FY 19/20 Q1	Number of Contracts to Date	Percent of Total Contracts to Date
LBE	3	75.0%	190	55.9%
Non-LBE	1	25.0%	150	44.1%
<b>Grand Total</b>	<b>4</b>	<b>100.0%</b>	<b>340</b>	<b>100.0%</b>
Prime Owner Type	Number of Contracts FY 19/20 Q1	Percent of Total Contracts FY 19/20 Q1	Number of Contracts to Date	Percent of Total Contracts to Date
Minority Business Enterprise	1	25.0%	88	25.9%
Other Business Enterprise	1	25.0%	64	18.8%
Women Business Enterprise	0	0.0%	29	8.5%
Non-LBE	2	50.0%	159	46.8%
<b>Grand Total</b>	<b>4</b>	<b>100.0%</b>	<b>340</b>	<b>100.0%</b>

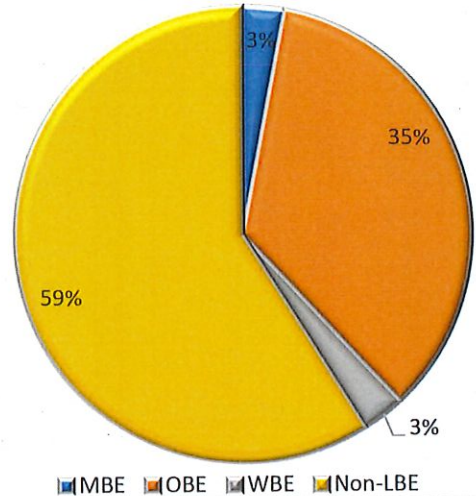
**LBE Participation  
Contracts Awarded  
FY 2019/20 Q1**



## Port of San Francisco (Data Source – F\$P)

Total Number of Contracts FY 19/20 Q1: 4				
Contract Type Description	Number of Contracts FY 19/20 Q1	Percent of Total Contracts FY 19/20 Q1	Number of Contracts to Date	Percent of Total Contracts to Date
Construction Contracts	0	0.0%	5	15.6%
Professional Services - Chapter 6	2	50.0%	14	43.8%
Professional Services - Chapter 21	2	50.0%	13	40.6%
<b>Grand Total</b>	<b>4</b>	<b>100.0%</b>	<b>32</b>	<b>100.0%</b>
Contract Type Description	Amount Awarded FY 19/20 Q1	LBE Amount Awarded FY 19/20 Q1	Amount Awarded to Date	LBE Amount Awarded to Date
Construction Contracts	\$0	\$0	\$26,246,748	\$12,056,243
Professional Services - Chapter 6	\$3,750,000	\$2,568,750	\$30,439,396	\$18,514,458
Professional Services - Chapter 21	\$1,500,000	\$776,250	\$44,942,945	\$14,277,454
<b>Grand Total</b>	<b>\$5,250,000</b>	<b>\$3,345,000</b>	<b>\$101,629,089</b>	<b>\$44,848,154</b>
Prime LBE Status	Number of Contracts FY 19/20 Q1	Percent of Total Contracts FY 19/20 Q1	Number of Contracts to Date	Percent of Total Contracts to Date
LBE	2	50.0%	19	59.4%
Non-LBE	2	50.0%	13	40.6%
<b>Grand Total</b>	<b>4</b>	<b>100.0%</b>	<b>32</b>	<b>100.0%</b>
Prime Owner Type	Number of Contracts FY 19/20 Q1	Percent of Total Contracts FY 19/20 Q1	Number of Contracts to Date	Percent of Total Contracts to Date
Minority Business Enterprise	0	0.0%	4	12.5%
Other Business Enterprise	1	25.0%	5	15.6%
Women Business Enterprise	0	0.0%	6	18.8%
Non-LBE	3	75.0%	17	53.1%
<b>Grand Total</b>	<b>4</b>	<b>100.0%</b>	<b>32</b>	<b>100.0%</b>

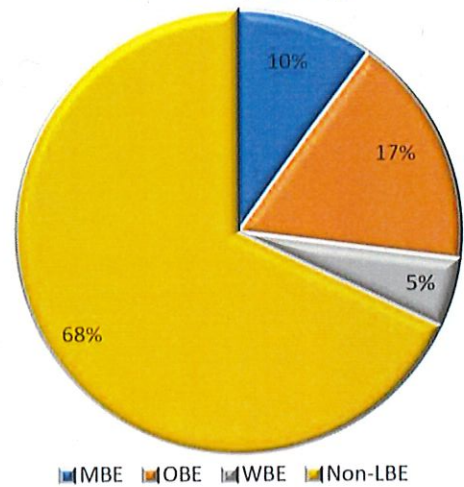
**LBE Participation  
Contracts Awarded  
FY 2019/20 Q1**



## Public Utilities Commission (Data Source – SOLIS 3)

Total Number of Contracts for FY 19/20 Q1: 15				
Contract Type Description	Number of Contracts FY 19/20 Q1	Percent of Total Contracts FY 18/19 Q1	Number of Contracts to Date	Percent of Total Contracts to Date
Construction Contracts	5	35.7	190	31.3%
Professional Services - Chapter 6	6	42.9%	238	39.2%
Professional Services - Chapter 21	3	21.4%	179	29.5%
<b>Grand Total</b>	<b>14</b>	<b>100%</b>	<b>607</b>	<b>100.00%</b>
Contract Type Description	Amount Awarded FY 19/20 Q1	LBE Amount Awarded FY 19/20 Q1	Amount Awarded to Date	LBE Amount Awarded to Date
Construction Contracts	\$12,952,255	\$5,834,351	\$2,704,174,643	\$744,581,092
Professional Services - Chapter 6	\$5,850,000	\$2,700,000	\$1,238,714,118	\$232,841,429
Professional Services - Chapter 21	\$4,330,000	\$770,660	\$369,532,815	\$90,840,419
<b>Grand Total</b>	<b>\$23,132,255</b>	<b>\$9,305,011</b>	<b>\$4,312,421,576</b>	<b>\$1,068,262,940</b>
Prime LBE Status	Number of Contracts FY 19/20 Q1	Percent of Total Contracts FY 19/20 Q1	Number of Contracts to Date	Percent of Total Contracts to Date
LBE	2	14.3%	163	26.5%
Non LBE	12	85.7%	453	73.5%
<b>Grand Total</b>	<b>14</b>	<b>100.0%</b>	<b>616</b>	<b>100.0%</b>

**LBE Participation  
Contracts Awarded  
FY 2019/20 Q1**



## Recreation and Parks Department (Data Source – F\$P)

Total Number of Contracts for FY 19/20 Q1: 4				
Contract Type Description	Number of Contracts FY 19/20 Q1	Percent of Total Contracts FY 19/20 Q1	Number of Contracts to Date	Percent of Total Contracts to Date
Construction Contracts	0	0.0%	3	30.0%
Professional Services - Chapter 6	4	100.0%	7	70.0%
<b>Grand Total</b>	<b>4</b>	<b>100.0%</b>	<b>10</b>	<b>100.0%</b>
Contract Type Description	Amount Awarded FY 19/20 Q1	LBE Amount Awarded FY 19/20 Q1	Amount Awarded to Date	LBE Amount Awarded to Date
Construction Contracts	\$0	\$0	\$11,479,508	\$8,996,915
Professional Services - Chapter 6	\$5,000,000	\$3,406,250	\$6,800,000	\$3,886,250
<b>Grand Total</b>	<b>\$5,000,000</b>	<b>\$3,406,250</b>	<b>\$18,279,508</b>	<b>\$12,883,165</b>
Prime LBE Status	Number of Contracts FY 19/20 Q1	Percent of Total Contracts FY 19/20 Q1	Number of Contracts to Date	Percent of Total Contracts to Date
LBE	3	75.0%	6	60.0%
Non-LBE	1	25.0%	4	40.0%
<b>Grand Total</b>	<b>4</b>	<b>100.0%</b>	<b>10</b>	<b>100.0%</b>
Prime Owner Type	Number of Contracts FY 19/20 Q1	Percent of Total Contracts FY 19/20 Q1	Number of Contracts to Date	Percent of Total Contracts to Date
Minority Business Enterprise	2	50.0%	4	40.0%
Other Business Enterprise	1	25.0%	2	20.0%
Women Business Enterprise	0	0.0%	0	0.0%
Non-LBE	1	25.0%	4	40.0%
<b>Grand Total</b>	<b>4</b>	<b>100.0%</b>	<b>10</b>	<b>100.0%</b>

**LBE Participation  
Contracts Awarded  
FY 2019/20 Q1**

