



CONTRACT MONITORING DIVISION CITY ADMINISTRATOR'S OFFICE



London N. Breed, Mayor
Naomi M. Kelly, City Administrator

Romulus Asenloo, Director

February 26, 2020

San Francisco Board of Supervisors
City Hall
1 Dr. Carlton B. Goodlett Place, Room 244
San Francisco, CA 94102-4689

Dear San Francisco Board of Supervisors

Pursuant to Chapter 14B.15 (A) of the San Francisco Administrative Code, please find the Local Business Enterprise ("LBE") Participation Quarterly Report for Q2FY 2019-20. The LBE Participation Report documents the LBE contract award statistics on work covered by Chapter 14B for the Airport, Public Works, Port, Public Utilities Commission, Recreation & Parks Department and Controller's Office.

Thank you for your continued support of CMD and the LBE Program. Should you have any questions, please do not hesitate to contact me at (415) 581-2320.

Sincerely,

Romulus Asenloo

Romulus Asenloo
Contract Monitoring Division
Director

Office of the Controller (Data Source - F\$P)

Total Number of Contracts for FY 19/20 Q2: 5

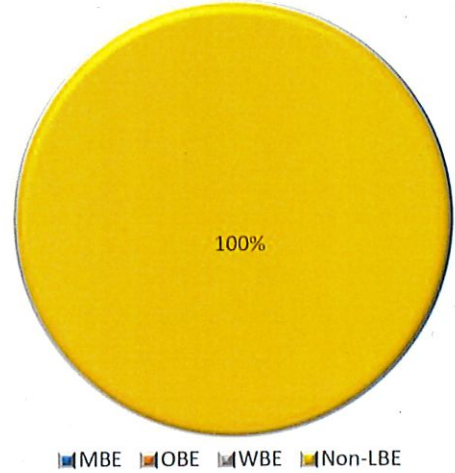
Contract Type Description	Number of Contracts FY 19/20 Q2	Percent of Total Contracts FY 19/20 Q2	Number of Contracts to Date	Percent of Total Contracts to Date
Professional Services - Chapter 21	5	100.0%	139	100.0%
Grand Total	5	100.0%	139	100.0%

Contract Type Description	Amount Awarded FY 19/20 Q2	LBE Amount Awarded FY 19/20 Q2	Amount Awarded to Date	LBE Amount Awarded to Date
Professional Services - Chapter 21	\$703,287	\$0	\$83,680,759	\$6,864,004
Grand Total	\$703,287	\$0	\$83,680,759	\$6,864,004

Prime LBE Status	Number of Contracts FY 19/20 Q2	Percent of Total Contracts FY 19/20 Q2	Number of Contracts to Date	Percent of Total Contracts to Date
LBE	0	0.0%	23	16.5%
Non-LBE	5	100.0%	116	83.5%
Grand Total	5	100.0%	139	100.0%

Prime Owner Type	Number of Contracts FY 19/20 Q2	Percent of Total Contracts FY 19/20 Q2	Number of Contracts to Date	Percent of Total Contracts to Date
Minority Business Enterprise	0	0.0%	11	7.9%
Other Business Enterprise	0	0.0%	11	7.9%
Women Business Enterprise	0	0.0%	1	0.7%
Non-LBE	5	100.0%	116	83.5%
Grand Total	5	100.0%	139	100.0%

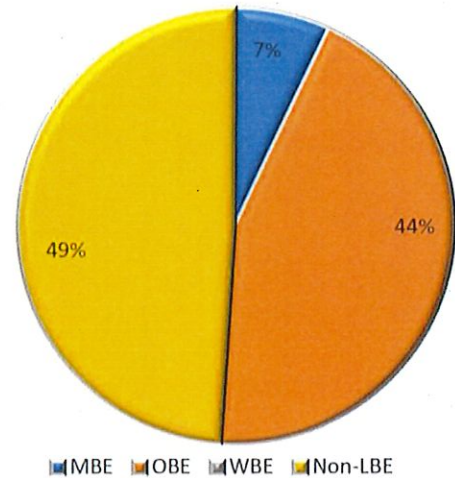
**LBE Participation
Contracts Awarded
FY 2019/20 Q2**



San Francisco International Airport (Data Source – F\$P)

Total Number of Contracts for FY 19/20 Q2: 3				
Contract Type Description	Number of Contracts FY 19/20 Q2	Percent of Total Contracts FY 19/20 Q2	Number of Contracts to Date	Percent of Total Contracts to Date
Construction Contracts	2	66.7%	100	49.0%
Professional Services - Chapter 6	0	0%	81	39.7%
Professional Services - Chapter 21	1	33.3%	23	11.3%
Grand Total	3	100.0%	204	100.0%
Contract Type Description	Amount Awarded FY 19/20 Q2	LBE Amount Awarded FY 19/20 Q2	Amount Awarded to Date	LBE Amount Awarded to Date
Construction Contracts	\$11,539,586	\$8,065,303	\$7,146,900,754	\$1,559,022,429
Professional Services - Chapter 6	\$0	\$0	\$89,394,485	\$231,092,631
Professional Services - Chapter 21	\$4,929,647	\$295,779	\$267,328,396	\$20,391,872
Grand Total	\$16,469,233	\$8,361,082	\$8,003,623,635	\$1,810,506,932
Prime LBE Status	Number of Contracts FY 19/20 Q2	Percent of Total Contracts FY 19/20 Q2	Number of Contracts to Date	Percent of Total Contracts to Date
LBE	1	33.3%	75	37.7%
Non-LBE	2	66.7%	124	62.3%
Grand Total	3	100.0%	199	100.0%
Prime Owner Type	Number of Contracts FY 19/20 Q2	Percent of Total Contracts FY 19/20 Q2	Number of Contracts to Date	Percent of Total Contracts to Date
Minority Business Enterprise	0	0%	15	8.2%
Other Business Enterprise	0	100.0%	59	32.2%
Women Business Enterprise	0	0%	33	18.0%
Non-LBE	2	0%	76	41.5%
Grand Total	2	100.0%	183	100.0%

**LBE Participation
Contracts Awarded
FY 2019/20 Q2**



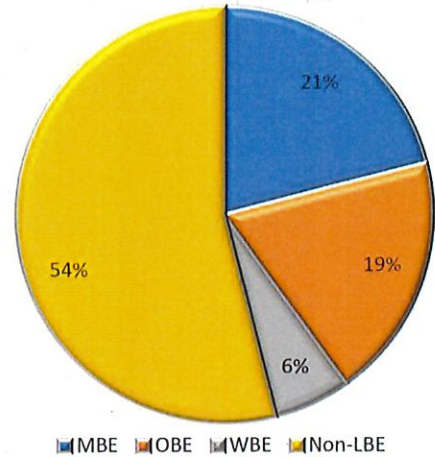
Notes: 1) all column headings are defined as per CMD (e.g. "to Date" refers to active contracts with term start date of 7/1/13 or later)

2) Due to FAMIS to PeopleSoft conversion, not all original award amounts may have been captured

Public Works (Data Source – F\$P)

Total Number of Contracts for FY 19/20 Q2: 9				
Contract Type Description	Number of Contracts FY 19/20 Q2	Percent of Total Contracts FY 19/20 Q2	Number of Contracts to Date	Percent of Total Contracts to Date
Construction Contracts	3	33.3%	602	86.7%
Professional Services - Chapter 6	4	44.4%	72	10.4%
Professional Services - Chapter 21	2	22.2%	20	2.9%
Grand Total	9	100.0%	694	100.0%
Contract Type Description	Amount Awarded FY 19/20 Q2	LBE Amount Awarded FY 19/20 Q2	Amount Awarded to Date	LBE Amount Awarded to Date
Construction Contracts	\$2,849,097	\$1,510,097	\$2,373,541,687	\$1,108,487,972
Professional Services - Chapter 6	\$3,800,000	\$770,000	\$100,120,635	\$80,005,040
Professional Services - Chapter 21	\$140,290	\$0	\$ 7,077,722	\$ 6,376,832
Grand Total	\$6,789,387	\$2,280,097	\$2,480,740,044	\$1,194,869,844
Prime LBE Status	Number of Contracts FY 19/20 Q2	Percent of Total FY 19/20 Q2	Number of Contracts to Date	Percent of Total Contracts to Date
LBE	2	22.2%	365	52.6%
Non-LBE	7	77.8%	329	47.4%
Grand Total	9	100.0%	694	100.0%
Prime Owner Type	Number of Contracts FY 19/20 Q2	Percent of Total Contracts FY 19/20 Q2	Number of Contracts to Date	Percent of Total Contracts to Date
Minority Business Enterprise	0	0.0%	153	22.0%
Other Business Enterprise	1	11.1%	134	19.3%
Women Business Enterprise	1	11.1%	65	9.4%
Non-LBE	7	77.8%	342	49.3%
Grand Total	9	100.0%	694	100.0%

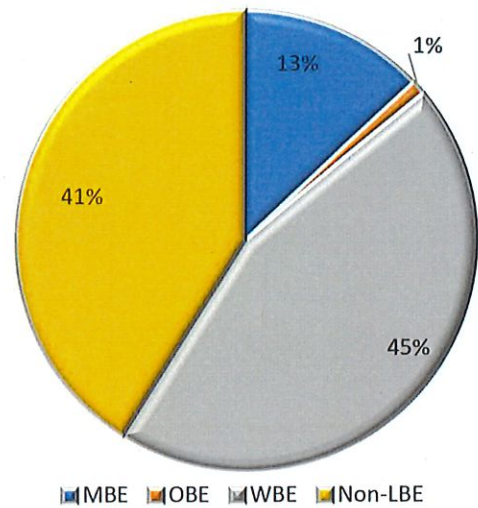
**LBE Participation
Contracts Awarded
FY 2019/20 Q2**



Port of San Francisco (Data Source – F\$P)

Total Number of Contracts for FY 19/20 Q2: 5				
Contract Type Description	Number of Contracts FY 19/20 Q2	Percent of Total Contracts FY 19/20 Q2	Number of Contracts to Date	Percent of Total Contracts to Date
Construction Contracts	0	0.0%	13	22.4%
Professional Services - Chapter 6	5	100.0%	19	32.8%
Professional Services - Chapter 21	0	0.0%	26	44.8%
Grand Total	5	100.0%	58	100.0%
Contract Type Description	Amount Awarded FY 19/20 Q2	LBE Amount Awarded FY 19/20 Q2	Amount Awarded to Date	LBE Amount Awarded to Date
Construction Contracts	\$0	\$0	\$70,330,575	\$19,621,479
Professional Services - Chapter 6	\$8,009,999	\$4,720,000	\$34,749,395	\$22,514,458
Professional Services - Chapter 21	\$0	\$0	\$64,505,620	\$16,388,704
Grand Total	\$8,009,999	\$4,720,000	\$169,585,590	\$58,524,640
Prime LBE Status	Number of Contracts FY 19/20 Q2	Percent of Total Contracts FY 19/20 Q2	Number of Contracts to Date	Percent of Total Contracts to Date
LBE	3	60.0%	34	58.6%
Non-LBE	2	40.0%	24	41.4%
Grand Total	5	100.0%	58	100.0%
Prime Owner Type	Number of Contracts FY 19/20 Q2	Percent of Total Contracts FY 19/20 Q2	Number of Contracts to Date	Percent of Total Contracts to Date
Minority Business Enterprise	1	20.0%	6	10.3%
Other Business Enterprise	0	0.0%	10	17.2%
Women Business Enterprise	2	40.0%	14	24.1%
Non-LBE	2	40.0%	28	48.3%
Grand Total	5	100.0%	58	100.0%

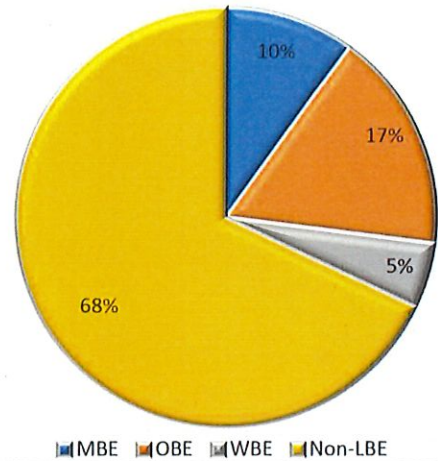
**LBE Participation
Contracts Awarded
FY 2019/20 Q2**



Public Utilities Commission (Data Source – SOLIS 3)

Total Number of Contracts for FY 19/20 Q2: 15				
Contract Type Description	Number of Contracts FY 19/20 Q2	Percent of Total Contracts FY 19/20 Q2	Number of Contracts to Date	Percent of Total Contracts to Date
Construction Contracts	1	50.0%	190	31.3%
Professional Services - Chapter 6	0	0%	238	39.2%
Professional Services - Chapter 21	1	50.0%	179	29.5%
Grand Total	2	100%	607	100.00%
Contract Type Description	Amount Awarded FY 19/20 Q2	LBE Amount Awarded FY 19/20 Q2	Amount Awarded to Date	LBE Amount Awarded to Date
Construction Contracts	\$8,994,656	\$594,000	\$2,704,174,643	\$744,581,092
Professional Services - Chapter 6	\$0	\$0	\$1,238,714,118	\$232,841,429
Professional Services - Chapter 21	\$8,500	\$770,660	\$369,532,815	\$90,840,419
Grand Total	\$9,003,156	\$1,364,660	\$4,312,421,576	\$1,068,262,940
Prime LBE Status	Number of Contracts FY 19/20 Q2	Percent of Total Contracts FY 19/20 Q2	Number of Contracts to Date	Percent of Total Contracts to Date
LBE	0	0%	163	26.5%
Non LBE	2	100%	453	73.5%
Grand Total	2	100.0%	616	100.0%

**LBE Participation
Contracts Awarded
FY 2019/20 Q2**



Recreation and Parks Department (Data Source - F\$P)

Total Number of Contracts for FY 19/20 Q2: 13				
Contract Type Description	Number of Contracts FY 19/20 Q2	Percent of Total Contracts FY 19/20 Q2	Number of Contracts to Date	Percent of Total Contracts to Date
Construction Contracts	13	100	158	87.3%
Professional Services - Chapter 6	0	0.0%	18	9.9%
Professional Services - Chapter 21	0	0.0%	5	2.8%
Grand Total	13	100.0%	181	100.0%
Contract Type Description	Amount Awarded FY 19/20 Q2	LBE Amount Awarded FY 19/20 Q2	Amount Awarded to Date	LBE Amount Awarded to Date
Construction Contracts	\$1,956,109	\$636,197	\$ 52,483,161	\$31,477,314
Professional Services - Chapter 6	\$0	\$0	\$12,683,651	\$6,254,009
Professional Services - Chapter 21	\$0	\$0	\$ 29,668,926	\$0
Grand Total	\$1,956,109	\$636,197	\$94,835,737	\$37,731,323
Prime LBE Status	Number of Contracts FY 19/20 Q2	Percent of Total Contracts FY 19/20 Q2	Number of Contracts to Date	Percent of Total Contracts to Date
LBE	4	30.8%	87	48.1%
Non-LBE	9	69.2%	94	51.9%
Grand Total	13	100.0%	181	100.0%
Prime Owner Type	Number of Contracts FY 19/20 Q2	Percent of Total FY 19/20 Q2	Number of Contracts to Date	Percent of Total Contracts to Date
Minority Business Enterprise	0	0.0%	22	12.2%
Other Business Enterprise	4	30.8%	52	28.7%
Women Business Enterprise	0	0.0%	13	7.2%
Non-LBE	9	69.2%	94	51.9%
Grand Total	13	100.0%	181	100.0%

**LBE Participation
Contracts Awarded
FY 2019/20 Q2**

