

**City & County of San Francisco**  
London N. Breed, Mayor



**Office of the City Administrator**  
Carmen Chu, City Administrator  
Romulus Asenloo, Director,  
Contract Monitoring Division

July 14, 2021

San Francisco Board of Supervisors  
City Hall  
1 Dr. Carlton B. Goodlett Place, Room 244  
San Francisco, CA 94102-4689

Dear San Francisco Board of Supervisors

Pursuant to Chapter 14B.15 (A) of the San Francisco Administrative Code, please find the Local Business Enterprise ("LBE") Participation Quarterly Report for Q3 FY 20-21. The LBE Participation Report documents the LBE contract award statistics on work covered by Chapter 14B for the Airport, Public Works, Port, Public Utilities Commission, Recreation & Parks Department, Department of Public Health and Controller's Office.

Thank you for your continued support of CMD and the LBE Program. Should you have any questions, please do not hesitate to contact me at (415) 581-2320 or [romulus.asenloo@sfgov.org](mailto:romulus.asenloo@sfgov.org).

Sincerely,

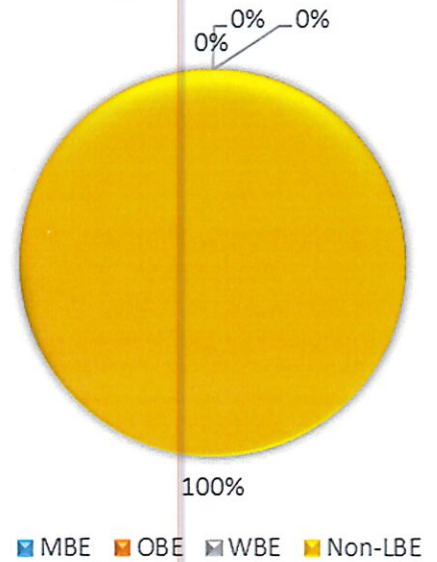
A handwritten signature in blue ink, appearing to read "Romulus Asenloo".

Romulus Asenloo  
Contract Monitoring Division  
Director

## Office of the Controller (Data Source - F\$P)

Total Number of Contracts for FY 20/21 Q3: 2				
Contract Type Description	Number of Contracts FY 20/21 Q3	Percent of Total Contracts FY 20/21 Q3	Number of Contracts to Date	Percent of Total to Date
Professional Services – Chapter 21	2	100.0%	187	100.0%
<b>Grand Total</b>	<b>2</b>	<b>100.0%</b>	<b>187</b>	<b>100.0%</b>
Contract Type Description	Amount Awarded FY 20/21 Q3	LBE Amount Awarded FY 20/21 Q3	Amount Awarded to Date	LBE Amount Awarded to Date
Professional Services – Chapter 21	\$544,000		\$181,651,939	\$9,116,540
<b>Grand Total</b>	<b>\$544,000</b>		<b>\$181,651,939</b>	<b>\$9,116,540</b>
Prime LBE Status	Number of Contracts FY 20/21 Q3	Percent of Total Contracts FY 20/21 Q3	Number of Contracts to Date	Percent of Total Contracts to Date
LBE	0	0%	23	12.3%
Non-LBE	2	100.0%	164	87.7%
<b>Grand Total</b>	<b>2</b>	<b>100.0%</b>	<b>187</b>	<b>100.0%</b>
Prime Owner Type	Number of Contracts FY 20/21 Q3	Percent of Total Contracts FY 20/21 Q3	Number of Contracts to Date	Percent of Total Contracts to Date
Minority Business Enterprise	0	0%	11	5.9%
Other Business Enterprise	0	0%	11	5.9%
Women Business Enterprise	0	0%	1	0.5%
Non-LBE	6	100.0%	164	87.7%
<b>Grand Total</b>	<b>6</b>	<b>100.0%</b>	<b>187</b>	<b>100.0%</b>

### LBE Participation Contracts Awarded FY 2020/21 Q3

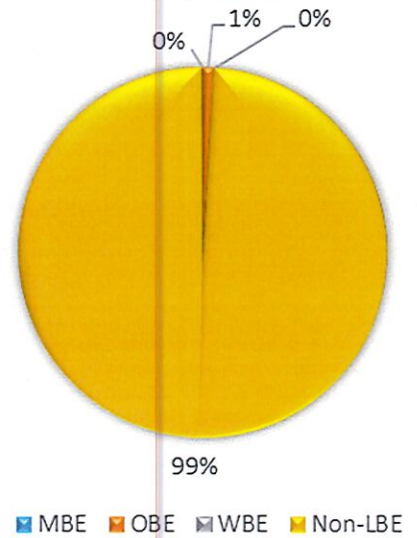


Owner Type	Ethnicity/Race	Prime or Sub	Amount Awarded	Percent of Total	Amount Awarded to Date	Percent of Total to Date
Minority Business Enterprise	African American	Prime			\$974,500	0.5%
		Sub			\$1,255,673	0.7%
	Asian American	Prime			\$763,630	0.4%
		Sub			\$4,426,212	2.4%
	Sub				\$24,950	0.0%
<b>Minority Business Enterprise Total</b>					<b>\$7,444,965</b>	<b>4.1%</b>
Other Business Enterprise		Prime			\$1,309,895	0.7%
		Sub			\$69,720	0.0%
<b>Other Business Enterprise Total</b>					<b>\$1,397,615</b>	<b>0.8%</b>
Women Business Enterprise		Prime			\$9,720	0.0%
		Sub			\$282,240	0.2%
<b>Women Business Enterprise Total</b>					<b>\$291,960</b>	<b>0.2%</b>
<b>LBE Total</b>					<b>\$9,116,140</b>	<b>5.0%</b>
Non-LBE		Prime	\$544,000	100.0%	\$172,565,279	95.0%
		Sub			\$9,225	0.0%
<b>Non-LBE Total</b>			<b>\$544,000</b>	<b>100.0%</b>	<b>\$172,565,279</b>	<b>95.0%</b>
<b>Grand Total</b>			<b>\$544,000</b>	<b>100.0%</b>	<b>\$181,681,819</b>	<b>100.0%</b>

# San Francisco International Airport (Data Source - F\$P)

Total Number of Contracts for FY 20/21 Q3: 9				
Contract Type Description	Number of Contracts FY 20/21 Q3	Percent of Total Contracts FY 20/21 Q3	Number of Contracts to Date	Percent of Total Contracts to Date
Construction Contracts	1	11.1%	117	26.1%
Professional Services - Chapter 6	2	22.2%	83	18.5%
Professional Services - Chapter 21	6	66.7%	248	55.4%
<b>Grand Total</b>	<b>9</b>	<b>100.0%</b>	<b>430</b>	<b>100.0%</b>
Contract Type Description	Amount Awarded FY 20/21 Q3	LBE Amount Awarded FY 20/21 Q3	Amount Awarded to Date	LBE Amount Awarded to Date
Construction Contracts	\$565,531	\$145,230	\$6,189,983,256	\$1,203,489,173
Professional Services - Chapter 6	\$765,742	\$0	\$528,719,942	\$188,315,971
Professional Services - Chapter 21	\$15,460,846	\$0	\$1,335,652,120	\$37,046,665
<b>Grand Total</b>	<b>\$16,792,119</b>	<b>\$145,230</b>	<b>\$8,054,355,318</b>	<b>\$1,428,851,809</b>
Prime LBE Status	Number of Contracts FY 20/21 Q3	Percent of Total Contracts FY 20/21 Q3	Number of Contracts to Date	Percent of Total Contracts to Date
LBE	0	0%	90	20.1%
Non-LBE	9	100.0%	359	80.1%
<b>Grand Total</b>	<b>9</b>	<b>100.0%</b>	<b>448</b>	<b>100.0%</b>
Prime Owner Type	Number of Contracts FY 20/21 Q3	Percent of Total Contracts FY 20/21 Q3	Number of Contracts to Date	Percent of Total Contracts to Date
Minority Business Enterprise	0	0%	19	4.2%
Other Business Enterprise	0	0%	30	6.7%
Women Business Enterprise	0	0%	34	7.6%
Non-LBE	9	100.0%	365	81.5%
<b>Grand Total</b>	<b>9</b>	<b>100.0%</b>	<b>448</b>	<b>100.0%</b>

## LBE Participation Contracts Awarded FY 2020/21 Q3



Owner Type	Ethnicity/Race	Prime or Sub	Amount Awarded	Percent of Total	Amount Awarded to Date	Percent of Total to Date
Minority Business Enterprise	African American	Prime			\$5,337,000	0.1%
		Sub			\$35,551,110	0.4%
	Arab American	Prime			\$3,173,880	0.0%
		Sub			\$12,866,608	0.2%
	Asian American	Prime			\$6,786,903	0.1%
		Sub			\$128,542,233	1.6%
	Iranian	Prime			\$9,205,800	0.1%
		Sub			\$59,682,549	0.7%
	Latino	Prime			\$5,616,755	0.1%
		Sub			\$86,630,044	1.1%
Native American	Sub			\$483,272	0.0%	
Other	Sub			\$15,000	0.0%	
	Sub			\$39,248,767	0.5%	
<b>Minority Business Enterprise Total</b>					<b>\$393,139,921</b>	<b>4.9%</b>
Other Business Enterprise	Prime				\$63,919,583	0.8%
	Sub		\$145,230	0.9%	\$482,283,581	6.0%
<b>Other Business Enterprise Total</b>			<b>\$145,230</b>	<b>0.9%</b>	<b>\$546,203,164</b>	<b>6.8%</b>
Women Business Enterprise	Prime				\$50,516,588	0.6%
	Sub			0.0%	\$382,471,613	4.7%
<b>Women Business Enterprise Total</b>				<b>0.0%</b>	<b>\$432,988,202</b>	<b>5.4%</b>
<b>LBE Total</b>			<b>\$145,230</b>	<b>0.9%</b>	<b>\$1,372,331,286</b>	<b>17.0%</b>
Non-LBE	Prime		\$14,391,939	85.7%	\$3,017,242,910	37.5%
	Sub		\$2,254,950	13.4%	\$3,664,781,121	45.5%
<b>Non-LBE Total</b>			<b>\$16,646,889</b>	<b>99.1%</b>	<b>\$6,682,024,032</b>	<b>83.0%</b>
<b>Grand Total</b>			<b>\$16,792,119</b>	<b>100.0%</b>	<b>\$8,054,355,318</b>	<b>100.0%</b>

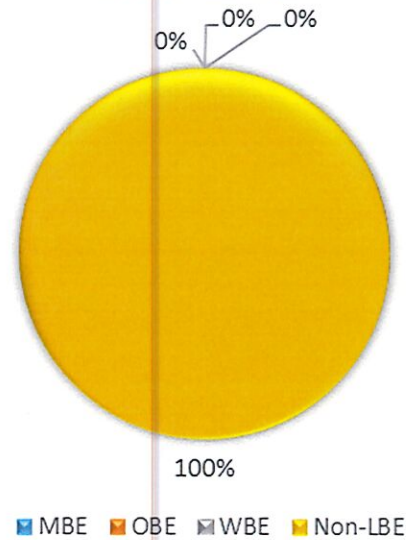
**Notes:**

- 1) All column headings are defined as per CMD (e.g. "to Date" refers to active contracts with term start date of 7/1/13 or later)
- 2) Due to FAMIS to PeopleSoft conversion, not all original award amounts may have been captured

## Department of Public Health (Data Source - F\$P)

Total Number of Contracts for FY 20/21 Q3: 20				
Contract Type Description	Number of Contracts FY 20/21 Q3	Percent of Total Contracts FY 20/21 Q3	Number of Contracts to Date	Percent of Total Contracts to Date
Construction Contracts	0	0%	0	0%
Professional Services - Chapter 6	1	5.0%	54	6.4%
Professional Services - Chapter 21	19	95.0%	790	93.6%
<b>Grand Total</b>	<b>20</b>	<b>100.0%</b>	<b>844</b>	<b>100.0%</b>
Contract Type Description	Amount Awarded FY 20/21 Q3	LBE Amount Awarded FY 20/21 Q3	Amount Awarded to Date	LBE Amount Awarded to Date
Construction Contracts	\$0	\$0	\$0	\$0
Professional Services - Chapter 6	\$4,500,000	\$0	\$61,265,000	\$32,725,000
Professional Services - Chapter 21	\$65,310,464	\$0	\$4,439,380,767	\$42,773,811
<b>Grand Total</b>	<b>\$69,810,464</b>	<b>\$0</b>	<b>\$4,500,645,767</b>	<b>\$75,498,811</b>
Prime LBE Status	Number of Contracts FY 20/21 Q3	Percent of Total FY 20/21 Q3	Number of Contracts to Date	Percent of Total Contracts to Date
LBE	0	0%	46	5.5%
Non-LBE	20	100.0%	798	94.5%
<b>Grand Total</b>	<b>20</b>	<b>100.0%</b>	<b>844</b>	<b>100.0%</b>
Prime Owner Type	Number of Contracts FY 20/21 Q3	Percent of Total Contracts FY 20/21 Q3	Number of Contracts to Date	Percent of Total Contracts to Date
Minority Business Enterprise	0	0%	16	1.9%
Other Business Enterprise	0	0%	11	1.3%
Women Business Enterprise	0	0%	14	1.7%
Non-LBE	20	100.0%	803	95.1%
<b>Grand Total</b>	<b>20</b>	<b>100.0%</b>	<b>844</b>	<b>100.0%</b>

### LBE Participation Contracts Awarded FY 2020/21 Q3

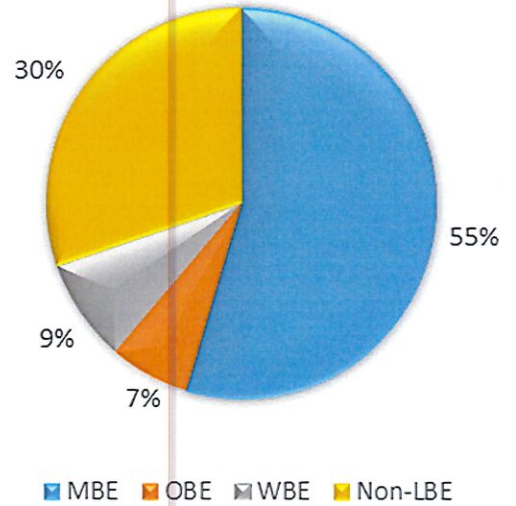


Owner Type	Ethnicity/Race	Prime or Sub	Amount Awarded	Percent of Total	Amount Awarded to Date	Percent of Total to Date
Minority Business Enterprise	Asian American	Prime			\$4,392,300	0.1%
	Latino	Prime			\$12,625,000	0.3%
		Prime			\$2,581,813	0.1%
<b>Minority Business Enterprise Total</b>					<b>\$19,599,113</b>	<b>0.4%</b>
Other Business Enterprise		Prime			\$32,620,634	0.7%
<b>Other Business Enterprise Total</b>					<b>\$32,620,634</b>	<b>0.7%</b>
Women Business Enterprise		Prime			\$12,479,064	0.3%
<b>Women Business Enterprise Total</b>					<b>\$12,479,064</b>	<b>0.3%</b>
<b>LBE Total</b>					<b>\$64,698,811</b>	<b>1.4%</b>
Non-LBE		Prime	\$69,810,464	100.0%	\$4,435,946,956	98.6%
<b>Non-LBE Total</b>			<b>\$69,810,464</b>	<b>100.0%</b>	<b>\$4,435,946,956</b>	<b>98.6%</b>
<b>Grand Total</b>			<b>\$69,810,464</b>	<b>100.0%</b>	<b>\$4,500,645,767</b>	<b>100.0%</b>

## Public Works (Data Source - F\$P)

Total Number of Contracts for FY 20/21 Q3: 8				
Contract Type Description	Number of Contracts FY 20/21 Q3	Percent of Total Contracts FY 20/21 Q3	Number of Contracts to Date	Percent of Total Contracts to Date
Construction Contracts	4	50.0%	456	56.0%
Professional Services - Chapter 6	4	50.0%	334	41.0%
Professional Services - Chapter 21	0	0%	25	3.1%
<b>Grand Total</b>	<b>8</b>	<b>100.0%</b>	<b>779</b>	<b>100.0%</b>
Contract Type Description	Amount Awarded FY 20/21 Q3	LBE Amount Awarded FY 20/21 Q3	Amount Awarded to Date	LBE Amount Awarded to Date
Construction Contracts	\$12,066,665	\$8,546,510	\$3,467,771,529	\$1,146,564,168
Professional Services - Chapter 6	\$2,000,000	\$1,272,000	\$605,887,713	\$226,161,506
Professional Services - Chapter 21	\$0	\$0	\$8,257,921	\$6,489,975
<b>Grand Total</b>	<b>\$764,600</b>	<b>\$764,600</b>	<b>\$4,081,917,163</b>	<b>\$1,379,215,649</b>
Prime LBE Status	Number of Contracts FY 20/21 Q3	Percent of Total FY 20/21 Q3	Number of Contracts to Date	Percent of Total Contracts to Date
LBE	4	50.0%	431	52.9%
Non-LBE	4	50.0%	385	47.2%
<b>Grand Total</b>	<b>8</b>	<b>100.0%</b>	<b>816</b>	<b>100.0%</b>
Prime Owner Type	Number of Contracts FY 20/21 Q3	Percent of Total Contracts FY 20/21 Q3	Number of Contracts to Date	Percent of Total Contracts to Date
Minority Business Enterprise	1	12.5%	179	22.0%
Other Business Enterprise	2	25.0%	162	19.9%
Women Business Enterprise	1	12.5%	74	9.1%
Non-LBE	4	50.0%	401	49.2%
<b>Grand Total</b>	<b>8</b>	<b>100.0%</b>	<b>816</b>	<b>100.0%</b>

### LBE Participation Contracts Awarded FY 2020/21 Q3



Owner Type	Ethnicity/Race	Prime or Sub	Amount Awarded	Percent of Total	Amount Awarded to Date	Percent of Total to Date
Minority Business Enterprise	African American	Prime			\$27,480,318	0.7%
		Sub	\$42,500	0.3%	\$22,223,844	0.5%
	Arab American	Prime			\$3,497,500	0.1%
		Sub			\$5,211,373	0.1%
	Asian American	Prime			\$111,296,492	2.7%
		Sub	\$2,440,575	17.4%	\$147,231,967	3.6%
	Iranian	Prime			\$5,608,000	0.1%
		Sub			\$6,495,489	0.2%
	Latino	Prime	\$5,007,395	35.6%	\$174,423,329	4.3%
		Sub	\$191,665	1.4%	\$59,995,171	1.5%
	Native American	Sub			\$20,000	0.0%
	Other	Sub			\$296,000	0.0%
		Prime			\$42,606,057	1.0%
	Sub	\$10,000	0.1%	\$17,036,462	0.4%	
<b>Minority Business Enterprise Total</b>			<b>\$7,692,135</b>	<b>54.7%</b>	<b>\$624,157,682</b>	<b>15.3%</b>
Other Business Enterprise	Prime		\$691,158	4.9%	\$397,171,200	9.7%
	Sub		\$242,000	1.7%	\$161,361,866	4.0%
<b>Other Business Enterprise Total</b>			<b>\$933,158</b>	<b>6.6%</b>	<b>\$558,533,066</b>	<b>13.7%</b>
Women Business Enterprise	Prime		\$600,000	4.3%	\$92,290,045	2.3%
	Sub		\$593,217	4.2%	\$61,053,932	1.5%
<b>Women Business Enterprise Total</b>			<b>\$1,193,217</b>	<b>8.5%</b>	<b>\$153,343,977</b>	<b>3.8%</b>
<b>LBE Total</b>			<b>\$9,818,510</b>	<b>69.8%</b>	<b>\$1,336,034,725</b>	<b>32.7%</b>
Non-LBE	Prime		\$3,200,912	22.8%	\$2,515,002,976	61.9%
	Sub		\$1,047,243	7.4%	\$230,879,462	5.7%
<b>Non-LBE Total</b>			<b>\$4,248,155</b>	<b>30.2%</b>	<b>\$2,745,882,438</b>	<b>67.3%</b>
<b>Grand Total</b>			<b>\$14,066,665</b>	<b>100.0%</b>	<b>\$4,081,917,163</b>	<b>100.0%</b>

# Port of San Francisco (Data Source - FSP)

Total Number of Contracts for FY 20/21 Q3: 3

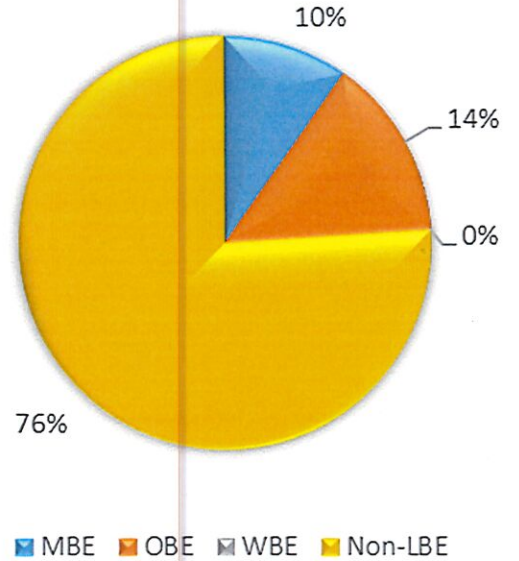
Contract Type Description	Number of Contracts FY 20/21 Q3	Percent of Total Contracts FY 20/21 Q3	Number of Contracts to Date	Percent of Total Contracts to Date
Construction Contracts	3	100.0%	25	46.3%
Professional Services - Chapter 6	0	0%	16	29.6%
Professional Services - Chapter 21	0	0%	13	24.1%
<b>Grand Total</b>	<b>3</b>	<b>100.0%</b>	<b>54</b>	<b>100.0%</b>

Contract Type Description	Amount Awarded FY 20/21 Q3	LBE Amount Awarded FY 20/21 Q3	Amount Awarded to Date	LBE Amount Awarded to Date
Construction Contracts	\$3,166,900	\$758,992	\$99,625,034	\$27,114,540
Professional Services - Chapter 6	\$0	\$0	\$84,373,525	\$26,111,437
Professional Services - Chapter 21	\$0	\$0	\$16,515,844	\$4,168,600
<b>Grand Total</b>	<b>\$3,166,900</b>	<b>\$758,992</b>	<b>\$200,514,403</b>	<b>\$57,394,576</b>

Prime LBE Status	Number of Contracts FY 20/21 Q3	Percent of Total Contracts FY 20/21 Q3	Number of Contracts to Date	Percent of Total Contracts to Date
LBE	0	0%	32	59.3%
Non-LBE	3	100.0%	28	51.9%
<b>Grand Total</b>	<b>3</b>	<b>100.0%</b>	<b>54</b>	<b>100.0%</b>

Prime Owner Type	Number of Contracts FY 20/21 Q3	Percent of Total Contracts FY 20/21 Q3	Number of Contracts to Date	Percent of Total Contracts to Date
Minority Business Enterprise	0	0%	9	16.7%
Other Business Enterprise	0	0%	7	13.0%
Women Business Enterprise	0	0%	10	18.5%
Non-LBE	3	100.0%	30	55.6%
<b>Grand Total</b>	<b>3</b>	<b>100.0%</b>	<b>54</b>	<b>100.0%</b>

## LBE Participation Contracts Awarded FY 2020/21 Q3



Owner Type	Ethnicity/Race	Prime or Sub	Amount Awarded	Percent of Total	Amount Awarded to Date	Percent of Total to Date
Minority Business Enterprise	African American	Prime			\$1,233,874	0.6%
		Sub			\$2,386,014	1.2%
	Arab American	Sub			\$64,000	0.0%
	Asian American	Prime	\$38,800	1.2%	\$2,645,406	1.3%
		Sub			\$5,855,297	2.9%
	Iranian	Sub			\$1,859,509	0.9%
	Latino	Prime			\$1,878,073	0.9%
		Sub	\$251,835	8.0%	\$2,006,971	1.0%
	Other	Sub			\$189,995	0.1%
	Sub	\$19,407	0.6%	\$837,466	0.4%	
<b>Minority Business Enterprise Total</b>			<b>\$310,042</b>	<b>9.8%</b>	<b>\$18,956,605</b>	<b>9.5%</b>
Other Business Enterprise		Prime			\$7,008,721	3.5%
		Sub	\$448,950	14.2%	\$12,100,566	6.0%
<b>Other Business Enterprise Total</b>			<b>\$448,950</b>	<b>14.2%</b>	<b>\$19,109,287</b>	<b>9.5%</b>
Women Business Enterprise		Prime			\$8,049,593	4.0%
		Sub			\$7,317,738	3.6%
<b>Women Business Enterprise Total</b>					<b>\$15,367,331</b>	<b>7.7%</b>
<b>LBE Total</b>			<b>\$758,992</b>	<b>24.0%</b>	<b>\$53,433,222</b>	<b>26.6%</b>
Non-LBE		Prime	\$1,557,860	49.2%	\$104,920,012	52.3%
		Sub	\$850,048	26.8%	\$42,161,169	21.0%
<b>Non-LBE Total</b>			<b>\$2,407,908</b>	<b>76.0%</b>	<b>\$147,081,181</b>	<b>73.4%</b>
<b>Grand Total</b>			<b>\$3,166,900</b>	<b>100.0%</b>	<b>\$200,514,403</b>	<b>100.0%</b>

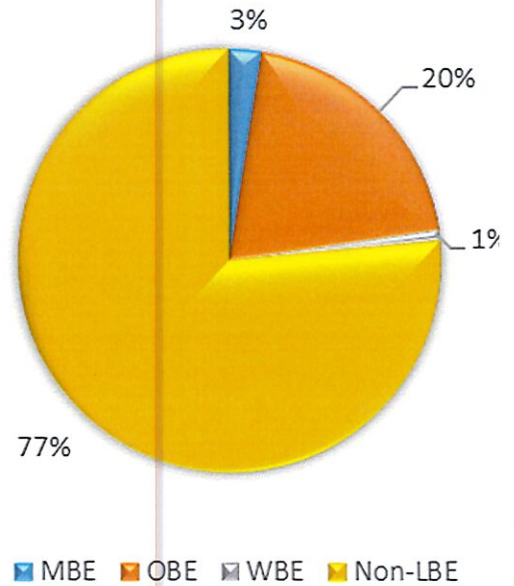
**Note:**

LBE Dollars is calculated based on FSP definition of LBE status in the Business Intelligence module. As such, internal data held by Port varies from the data of this report.

# Public Utilities Commission (Data Source – SOLIS 3)

Total Number of Contracts for FY 20/21 Q3: 11				
Contract Type Description	Number of Contracts FY 20/21 Q3	Percent of Total Contracts FY 20/21 Q3	Number of Contracts to Date	Percent of Total Contracts to Date
Construction Contracts	6	55.0%	225	39.19%
Professional Services - Chapter 6	0	0%	161	28.05%
Professional Services - Chapter 21	5	45.0%	188	32.75%
<b>Grand Total</b>	<b>11</b>	<b>100%</b>	<b>573</b>	<b>100.00%</b>
Contract Type Description	Amount Awarded FY 20/21 Q3	LBE Amount Awarded FY 20/21 Q3	Amount Awarded to Date	LBE Amount Awarded to Date
Construction Contracts	\$94,308,972	\$21,087,759	\$3,764,566,764	\$996,408,962
Professional Services - Chapter 6	\$0	\$0	\$1,321,876,935	\$278,321,814
Professional Services - Chapter 21	\$440,000	\$0	\$395,287,997	\$114,755,999
<b>Grand Total</b>	<b>\$94,748,972</b>	<b>\$21,087,759</b>	<b>\$5,549,688,805</b>	<b>\$1,437,322,433</b>
Prime LBE Status	Number of Contracts FY 20/21 Q3	Percent of Total Contracts FY 20/21 Q3	Number of Contracts to Date	Percent of Total Contracts to Date
LBE	2	18%	213	37.4%
Non LBE	9	82%	362	62.96%
<b>Grand Total</b>	<b>11</b>	<b>100.0%</b>	<b>575</b>	<b>100.0%</b>

## LBE Participation Contracts Awarded FY 2020/21 Q3

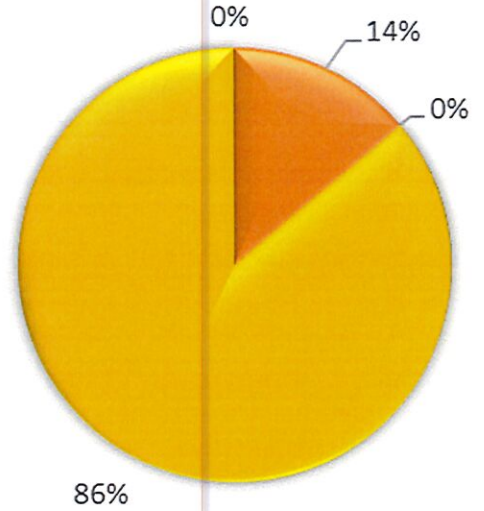


Owner Type	Ethnicity/Race	Prime or Sub	Amount Awarded	Percent of Total
Minority Business Enterprise	African American	Prime		
		Sub		
	Asian American	Prime		
		Sub		
	Latino	Prime		
		Sub		
<b>Minority Business Enterprise Total</b>			<b>\$ 2,293,790</b>	<b>2.5%</b>
Other Business Enterprise		Prime	\$ 9,307,387.5	10.3%
		Sub	\$ 8,968,150	9.9%
<b>Other Business Enterprise Total</b>			<b>\$ 18,275,537.5</b>	<b>20.2%</b>
Women Business Enterprise		Prime		
		Sub	\$ 751,176	0.8%
<b>Women Business Enterprise Total</b>			<b>\$ 751,176</b>	<b>0.8%</b>
<b>LBE Total</b>			<b>\$ 39,596,041</b>	<b>23.5%</b>
Non-LBE		Prime	\$ 41,532,085.5	45.9%
		Sub	\$ 27,688,734	30.6%
<b>Non-LBE Total</b>			<b>\$ 69,220,819.5</b>	<b>76.5%</b>
<b>Grand Total</b>			<b>\$ 90,541,323</b>	<b>100.0%</b>

## Recreation and Parks Department (Data Source - F\$P)

Total Number of Contracts for FY 20/21 Q3: 5				
Contract Type Description	Number of Contracts FY 20/21 Q3	Percent of Total Contracts FY 20/21 Q3	Number of Contracts to Date	Percent of Total Contracts to Date
Construction Contracts	5	100.0%	51	100.0%
Professional Services - Chapter 6	0	0%	0	0%
Professional Services - Chapter 21	0	0%	0	0%
<b>Grand Total</b>	<b>5</b>	<b>100.0%</b>	<b>51</b>	<b>100.0%</b>
Contract Type Description	Amount Awarded FY 20/21 Q3	LBE Amount Awarded FY 19/20 Q3	Amount Awarded to Date	LBE Amount Awarded to Date
Construction Contracts	\$774,656	\$107,800	\$13,740,985	\$6,271,073
Professional Services - Chapter 6	\$0	\$0	\$0	\$0
Professional Services - Chapter 21	\$0	\$0	\$0	\$0
<b>Grand Total</b>	<b>\$774,656</b>	<b>\$107,800</b>	<b>\$13,740,985</b>	<b>\$6,271,073</b>
Prime LBE Status	Number of Contracts FY 20/21 Q3	Percent of Total Contracts FY 20/21 Q3	Number of Contracts to Date	Percent of Total Contracts to Date
LBE	1	20.0%	20	39.2%
Non-LBE	4	80.0%	31	60.8%
<b>Grand Total</b>	<b>5</b>	<b>100.0%</b>	<b>51</b>	<b>100.0%</b>
Prime Owner Type	Number of Contracts FY 20/21 Q3	Percent of Total FY 20/21 Q3	Number of Contracts to Date	Percent of Total Contracts to Date
Minority Business Enterprise	0	0%	4	7.8%
Other Business Enterprise	1	20.0%	13	25.5%
Women Business Enterprise	0	0%	3	5.9%
Non-LBE	4	80.0%	31	60.8%
<b>Grand Total</b>	<b>5</b>	<b>100.0%</b>	<b>51</b>	<b>100.0%</b>

### LBE Participation Contracts Awarded FY 2020/21 Q3



■ MBE   
 ■ OBE   
 ■ WBE   
 ■ Non-LBE

Owner Type	Ethnicity/Race	Prime or Sub	Amount Awarded	Percent of Total	Amount Awarded to Date	Percent of Total to Date	
Minority Business Enterprise	African American	Prime			\$265,660	1.9%	
		Sub					
	Arab American	Sub					
	Asian American	Prime					
		Sub			\$9,900	0.1%	
	Iranian	Prime					
		Sub					
	Latino	Prime				\$1,319,077	9.6%
		Sub				\$29,050	0.2%
<b>Minority Business Enterprise Total</b>					<b>\$1,623,687</b>	<b>11.8%</b>	
Other Business Enterprise		Prime	\$57,800	7.5%	\$3,477,430	25.3%	
		Sub	\$50,000	6.5%	\$133,586	1.0%	
<b>Other Business Enterprise Total</b>			<b>\$107,800</b>	<b>13.9%</b>	<b>\$3,611,016</b>	<b>26.3%</b>	
Women Business Enterprise		Prime			\$654,035	4.8%	
		Sub			\$382,335	2.8%	
<b>Women Business Enterprise Total</b>					<b>\$1,036,370</b>	<b>7.5%</b>	
<b>LBE Total</b>			<b>\$107,800</b>	<b>13.9%</b>	<b>\$6,271,073</b>	<b>45.6%</b>	
Non-LBE		Prime	\$666,856	86.1%	\$6,275,680	45.7%	
		Sub			\$1,194,231	8.7%	
<b>Non-LBE Total</b>			<b>\$666,856</b>	<b>86.1%</b>	<b>\$7,469,911</b>	<b>54.4%</b>	
<b>Grand Total</b>			<b>\$774,656</b>	<b>100.0%</b>	<b>\$13,740,985</b>	<b>100.0%</b>	