

San Francisco Family Violence Council

6th Comprehensive Report on Family Violence in San Francisco Fiscal Year 2015

July 1, 2014 - June 30, 2015



Credit: Toby Harriman

City and County of San Francisco
Department on the Status of Women
September 2016



WRITTEN BY:

Nicolette Severson, MSW Candidate, UC Berkeley &
Minouche Kandel, Esq., Women's Policy Director, Department on the Status of
Women

EDITING ASSISTANCE BY:

Nethra Raman, Intern, Department on the Status of Women

THE FAMILY VIOLENCE COUNCIL TRI-CHAIRS ARE:

Katie Albright, Executive Director, San Francisco Child Abuse Prevention Center
Beverly Upton, Executive Director, San Francisco Domestic Violence Consortium
Shawna Reeves, Director of Elder Abuse Prevention, Institute on Aging

The San Francisco Family Violence Council is administered by the Department on the Status of Women, under the supervision of Dr. Emily M. Murase, Executive Director.

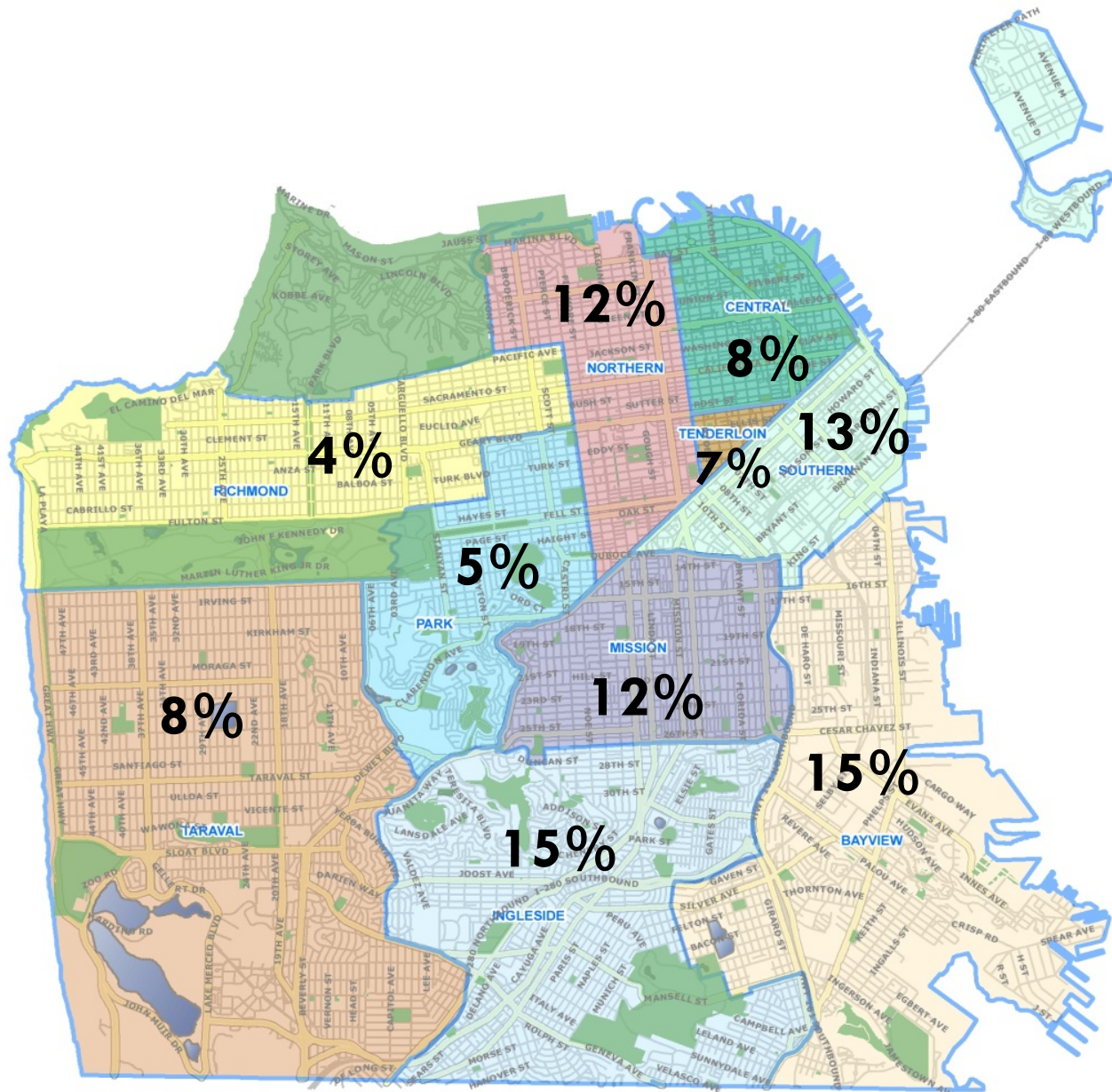
© September 2016, San Francisco Department on the Status of Women

Visit <http://sfgov.org/dosw/family-violence-reports>
to download a copy of this report

CONTENTS

EXECUTIVE SUMMARY & KEY FINDINGS.....	1
MAJOR ACHIEVEMENTS OF FAMILY VIOLENCE COUNCIL IN 2015	13
RECOMMENDATIONS FOR 2016	15
PROGRESS ON 2015 RECOMMENDATIONS	16
FAMILY VIOLENCE RELATED DEATHS.....	17
ADULT PROBATION	21
ADULT PROTECTIVE SERVICES	24
CHILD ABUSE PREVENTION & SUPPORT SERVICES	29
CHILD SUPPORT SERVICES	34
DISTRICT ATTORNEY.....	36
DOMESTIC VIOLENCE CONSORTIUM.....	45
DOMESTIC VIOLENCE PREVENTION & SUPPORT SERVICES	46
ELDER ABUSE PREVENTION & SUPPORT SERVICES.....	49
EMERGENCY MANAGEMENT	53
HUMAN SERVICES AGENCY: CALWORKS	59
DOMESTIC VIOLENCE ADVOCATES	59
HUMAN SERVICES AGENCY:.....	61
FAMILY & CHILDREN’S SERVICES	61
JUVENILE PROBATION.....	70
POLICE	71
PUBLIC DEFENDER.....	78
PUBLIC HEALTH	80
SHERIFF	88
STATUS OF WOMEN.....	92
SUPERIOR COURT.....	93
UNIFIED SCHOOL DISTRICT	97
APPENDIX A: SAN FRANCISCO FAMILY VIOLENCE COUNCIL MEMBERS FY 2015	100
APPENDIX B: FIVE YEAR PLAN TO ADDRESS FAMILY VIOLENCE	101

EXECUTIVE SUMMARY & KEY FINDINGS



San Francisco District Unit Responses to 911 Family Violence Calls, FY 2015

Prevalence of Family Violence

Individuals may be vulnerable to different forms of violence through different stages of life. Child abuse, domestic violence (also known as intimate partner violence or IPV), and elder or dependent adult abuse are all forms of family violence that have traumatizing and far-reaching effects on individuals, families, and entire communities. Family violence can include abuse that is physical, sexual, psychological, or economic, and is characterized by behaviors that are used to isolate, neglect, or exercise power and control over an intimate partner, child, elder, or dependent adult.

In 2014, Child Protective Service agencies in the United States received an estimated 3.6 million reports involving approximately 6.6 million children.¹ In California, there were 496,972 reports of child abuse and neglect in 2014, and about 66 percent of substantiated cases were due to general neglect.² Neglect has been the most common type of child abuse case in nearly all data available county and statewide.³

Nationally, one in five women have been victims of severe physical violence by an intimate partner over their lifetime.⁴ In California, approximately 40 percent of women experience physical intimate partner violence in their lifetimes.⁵ Nationally, the rate of domestic violence (4.2 per 1,000) has not decreased since 2011.⁶

Recent major studies report that 7.6 percent to 10 percent of elders experienced abuse in the previous year.⁷ Financial abuse is an area of increasing concern in San Francisco, across the state, and throughout the county. In one recent study, financial abuse was self-reported at higher rates than those of physical, emotional, sexual abuse and neglect.⁸

Importantly, shared factors also make it less likely that individuals will experience violence, or increase their resilience when faced with violence. According to numerous studies, one of these factors is the “coordination of resources and services among community agencies.”⁹

¹ *Child maltreatment 2014*. U.S. Department of Health & Human Services, Administration for Children and Families, Administration on Children, Youth and Families, Children's Bureau. (2016).

² *California Child Welfare Indicators Project Reports*, UC Berkeley Center for Social Services Research. Webster, D., et al. May 2015.

³ Ibid.

⁴ *The National Intimate Partner and Sexual Violence Survey: 2010 Summary Report*. (2010). Black, M.C., Basile, K.C., Breiding, M.J., Smith, S.G., Walters, M.L., Merrick, M.T., Chen, J., & Stevens, M.R. National Center for Injury Prevention and Control, Centers for Disease Control and Prevention.

⁵ *Women experiencing intimate partner violence, California, 1998-2002*. (2006). Weinbaum, Z., Stratton, T., Roberson, S., Takahashi, E., & Fatheree, M. California Department of Health Services, Office of Women's Health. May 2006. Chapter 12.

⁶ *Bureau of Justice Statistics, National Crime Victimization Survey, 2013–2014*. (2014). Truman J., Langton L. Retrieved from <http://www.bjs.gov/content/pub/pdf/cv14.pdf>.

⁷ *Prevalence and correlates of emotional, physical, sexual, and financial abuse and potential neglect in the United States: The national elder mistreatment study*. Lifespan of Greater Rochester, Inc., Weill Cornell Medical Center of Cornell University. & New York City Department for the Aging. (2011) *Under the Radar: New York State Elder Abuse Prevalence Study*. New York; Acierio R, Hernandez MA, Amstadter AB, Resnick HS, Steve K, Muzzy W, et al. (2010). *American Journal of Public Health*, 100(2), 292-297.

⁸ *Under the Radar: New York State Elder Abuse Prevalence Study*. Lifespan of Greater Rochester, Inc., Weill Cornell Medical Center of Cornell University. & New York City Department for the Aging. (2011). New York.

⁹ *Preventing Multiple Forms of Violence: A Strategic Vision for Connecting the Dots*. National Center for Injury Prevention and Control of the Centers for Disease Control and Prevention, 2016.

The San Francisco Family Violence Council

The San Francisco Family Violence Council (Council) was established by local ordinance to increase awareness and understanding of family violence and its consequences, and to recommend programs, policies, and coordination of City services in order to reduce the incidence of family violence in San Francisco. In 2007, San Francisco became the first county in California to broaden the scope of its Attorney General-mandated Domestic Violence Council to include child abuse and elder abuse along with domestic violence. The Family Violence Council is tri-chaired by three community-based experts in these different forms of family violence and has become a key body in coordinating enhanced communication and collaborative efforts among its many partners. The Council recommends and helps implement family violence-related policy changes to the City and issues this report annually. The report remains the only document that provides a broad view of the statistics and trends related to the full spectrum of family violence in San Francisco.

The entire Family Violence Council meets four times a year. Committees of the Family Violence Council which meet more frequently include:

- Justice and Courage Committee, which focuses on improving the criminal justice system's response to domestic violence;
- The Housing and Domestic Violence Committee;
- The Elder Justice Committee.

The *6th Comprehensive Report on Family Violence in San Francisco* covers data from government agencies and community service providers for Fiscal Year (FY) 2015, from July 1, 2014-June 30, 2015. This report fulfills one of the Council's priorities – the tracking and analyzing of family violence data. The report provides a snapshot of where and how survivors of violence seek help and how perpetrators of violence are held accountable and monitored. By understanding how and where residents access family violence-related services, and how service providers meet the needs of survivors and hold perpetrators of abuse accountable, the City is better able to create impactful policies, fund appropriate programs, and keep San Francisco residents safe in their homes. This report includes information from 15 City public agencies and 27 community-based organizations. As of 2015, 24 agencies are official members of the Family Violence Council. San Francisco's prioritization of family violence manifests in the active involvement of so many City departments and non-profits in the work of the Family Violence Council.

San Francisco recognizes the importance of providing a broad range of access points for survivors of abuse. Our network of public agencies and non-profit providers are all key parts of a system intended to protect and support those who seek help, and to hold accountable those who perpetrate family violence.

For child abuse and domestic violence, the dramatically higher rates of calls made to community support lines in comparison to calls made to the police and government hotlines illustrates the critical role these agencies play.

It is important to note that this report does not provide an unduplicated count of victims of family violence as there is currently no method for tracking an individual from program to program or service to service. For example, it is possible that a survivor of elder abuse could be counted in the Adult Protective Services data, as well as in the 911 call data, and the Probate Court Restraining Order data. Therefore, the possibility of the duplicated count of some, or even many, individuals is likely. There can be some measure of linear analysis when examining the criminal justice statistics, as most cases follow a standard path from a 911 emergency call, to a Police Department report, to a case referred to the District Attorney's Office. However, the complexities of family violence, the different fiscal years in which the same case may enter different systems, and the many variables involved in these cases make even this well-defined route prone to twists and turns.

In order to present a broad range of data in a readable form, this report includes the past three to five years of data: 2011- 2015. Data from earlier years in prior reports can be accessed online at <http://sfgov.org/dosw/family-violence-council>.

The following summarizes some of the principal findings and trends in this year's report. This report includes recommendations from prior reports to establish more consistent reporting categories so as to generate more meaningful data.

Child Abuse Major Findings

More Referrals but Fewer Substantiations of Child Abuse by Family & Children's Services

- ❖ The number of child abuse cases referred to Family & Children's Services increased by 23 percent while the number of child abuse cases substantiated by Family and Children's Services has declined by 18 percent.

Lower Rates of Criminal Investigations and Prosecutions of Child Abuse

- ❖ The overall number of child abuse cases investigated by the Police Department's Special Victims Unit has declined 39 percent. Conversely, investigations of elder financial abuse have increased almost four fold, from 26 to 80 cases. Taken together, these changes may reflect a lack of sufficient staffing in the Special Victims Unit, so that increases in one sector create deficiencies in another.
- ❖ Child abuse cases received by the District Attorney's Office are down 21 percent and child abuse filings are down 33 percent.
- ❖ Children served by the Children's Advocacy Center (CAC) are down 14 percent, which does not align with the realities of referrals to Family and Children's Services. This reflects the need for improved referral policies, protocols, and training about when and how to refer to the CAC. Policy development and training are in process.

San Francisco is engaging with more families where children are exposed to domestic and community violence.

- ❖ The number of families served by SafeStart increased by 103 percent between 2011 and 2015.
- ❖ The number of children exposed to domestic violence seen by the District Attorney Victim Services increased by 41 percent from Fiscal Year 2014.

Improved Response to Child Sex Trafficking

The City has made significant strides in reframing the issue of child sex trafficking as one of child abuse, rather than juvenile delinquency.

- ❖ Family and Children's Services spearheaded the development of an interagency protocol signed by 13 agencies that prioritizes the use of the child welfare system to respond to commercially sexually exploited youth.
- ❖ San Francisco Unified School District is requiring all staff to get training on human trafficking and all high school and middle school students to learn about trafficking.

<i>Child Abuse at a Glance</i>	FY 2015	%Δ from FY 2014
Department of Emergency Management 911 Calls	36	+13%
San Francisco Police Department Cases	308	-23%
San Francisco Police Department Special Victims Unit: Number of Cases Investigated	146	-39%
San Francisco Police Department Special Victims Unit: Percent of Cases Investigated	47%	
District Attorney: Incidents Received	112	-21%
District Attorney: Incidents Filed	46	-33%
District Attorney Victim Services: Clients Assisted ¹⁰	316	+9%
Adult Probation Department: Child Abuse Unit	55	+49%
Family & Children's Services: Children Referred	5,553	+23%
Family & Children's Services: Referrals Substantiated as Abuse	754	-18%
Department of Public Health: Child Abuse Intervention Program - Clients Enrolled	12	-37%
San Francisco Child Abuse Prevention Center: TALK Line Calls Received	14,785	-8%
San Francisco Child Abuse Prevention Center: SafeStart	354	+4%
San Francisco Child Abuse Prevention Center: Cases seen by MDT at Children's Advocacy Center of San Francisco ¹¹	258	-28

¹⁰ Includes minor victims of human trafficking for the first time.

¹¹ Due to the collaborative and multidisciplinary nature of the CAC, those served by the CAC are also counted by CAC partner agencies (Family and Children's Services, Police Department, District Attorney, Victim Advocate, and Department of Public Health Mental Health).

Domestic Violence Major Findings

Domestic Violence Prosecutions Are Up

- ❖ There was a 10 percent increase in the volume of domestic violence incidents presented to the District Attorney's Domestic Violence Unit, and a greater proportion of those were filed (from 21 percent in 2014 to 32 percent in 2015).

San Francisco is doing better at targeting domestic violence intervention programming for offenders in jail

- ❖ Domestic violence offenders in the Sheriff's Department In-Custody Batterer Programming increased by 255 percent.

Rates of dating violence among lesbian, gay and bisexual high school students remain alarmingly high

- ❖ 12 percent of lesbian, gay, and bisexual students who date are victims of physical abuse by their intimate partner;
- ❖ 21 percent of lesbian, gay, and bisexual students who date are victims of sexual abuse by their intimate partner.

Family Court is granting a much smaller percentage of domestic violence restraining orders

- ❖ The percentage of civil domestic violence restraining orders that are granted (of those in which the person asking for the order wishes to proceed) has dropped by 44 percent, from 66 percent of cases to 37 percent of cases. This may mean that more persons who do not have cases that meet the legal standard are requesting orders, or that abuse survivors need more help in effectively making their case, or that judges are not properly applying the standards.

Community based organizations served significantly more clients

- ❖ Community based organizations served 75 percent more clients than in FY 2014. Individuals served in emergency shelter decreased by 20 percent and in transitional housing by 79 percent, which indicate that the largest growth was with clients served outside of shelter. Community hotlines received two-and-a-half times as many hotline calls as 911.

<i>Domestic Violence at a Glance</i>	FY 2015	%Δ from FY 2014
Department of Emergency Management: 911 Calls ¹²	8,719	0
San Francisco Police Department: Cases Responded To	3,049	-10%
SFPD Special Victims Unit: Number of Cases Investigated	1,746	-15%
SFPD Special Victims Unit: Percent of Cases Investigated	56%	
District Attorney: Incidents Filed	542	+68%
District Attorney: Conviction Rate ¹³	78%	
District Attorney Victim Services: Clients Assisted ¹⁴	1,419	+9%
Adult Probation Department: Probation Completions	83	-34%
Adult Probation Department: Probation Revocations	24	-66%
Juvenile Probation Department: Domestic Violence Petitions Filed	12	-40%
Sheriff's Department: Resolve to Stop the Violence Project - Participants with Domestic Violence Charges	142	+255%
Family Court: Requests for Domestic Violence Restraining Orders	1140	-3%
CalWORKS: Average Monthly Caseload of Domestic Violence Advocates	165	+15%
Department of Public Health: Trauma Recovery Center Clients	776	+9%
Child Support Services: Cases with Family Violence	1,411	-8%
Community Based Agencies: Domestic Violence Crisis Line Calls	21,386	-10%
Community Based Agencies: Domestic Violence Emergency Shelter Individuals Served	449	-17%
Community Based Agencies: Domestic Violence Transitional Housing Individuals Served	96	-74%
Community Based Agencies: Total Domestic Violence Individuals Served	24,418	+75%

¹² Includes 911 calls for domestic violence and stalking.

¹³ Conviction rate is for cases brought to trial for entire Domestic Violence Unit, which prosecutes domestic violence, stalking, and elder/dependent adult abuse cases.

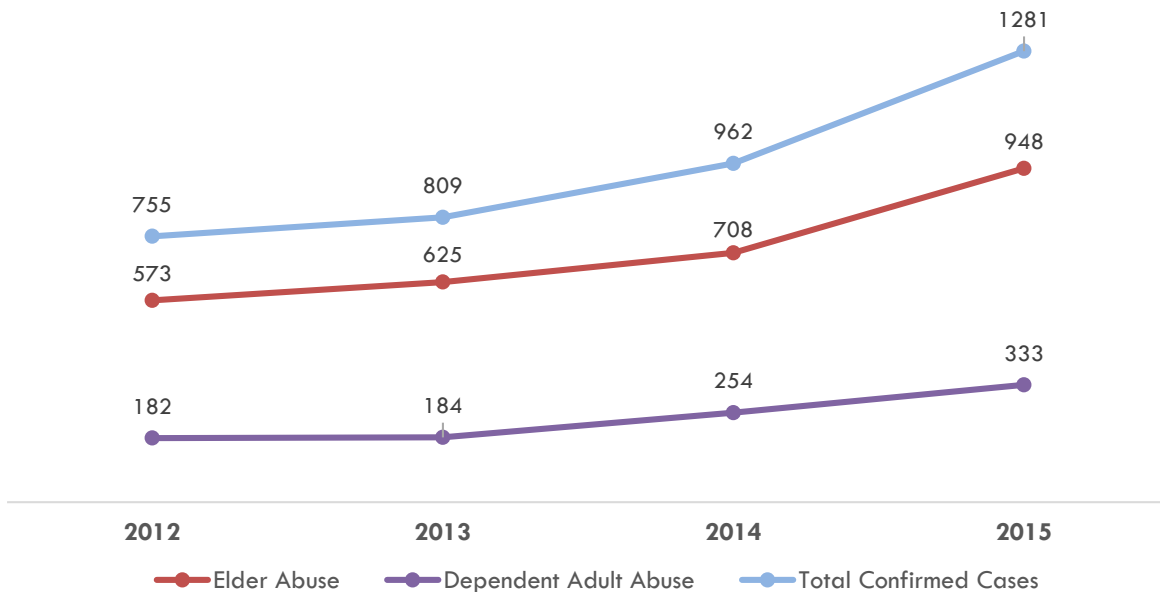
¹⁴ Includes children witnessing domestic violence.

Elder Abuse Major Findings

San Francisco is seeing a significant increase in the number of elder abuse cases

- ❖ Substantiated cases of elder and dependent abuse by Adult Protective Services have increased 70 percent in the past four years, and 33 percent in just the past year.
- ❖ Elder financial abuse is growing and the City has devoted more resources to address this issue
 - ❖ In FY 2015, Adult Protective Services substantiated 29 percent more cases of financial abuse than in the prior year
 - ❖ In response to deficiencies identified in the FY 2014 Family Violence Report, the Police Department assigned three additional elder abuse investigators to the Special Victims Unit, which led to a 200 percent increase in the number of financial elder abuse cases investigated.
- ❖ The number of persons seeking protection orders for elders or dependent adults skyrocketed 187 percent over the prior year.

**Adult Protective Services
Substantiated Cases of Elder and Dependent Adult Abuse by
Others: Unique Cases
FY 2012-2015**



<i>Elder & Dependent Adult Abuse at a Glance</i>	FY 2015	%Δ from FY 2014
Department of Emergency Management: 911 Calls	170	+28%
San Francisco Police Department Physical Abuse Cases	71	-25%
SFPD Special Victims Unit: Physical Abuse Cases Investigated	40	-34%
SFPD Special Victims Unit: Physical Abuse Cases Percent Investigated	56%	
SFPD Financial Abuse Cases	501	+433%
SFPD Special Victims Unit: Financial Abuse Cases Investigated	80	+208%
SFPD Special Victims Unit: Financial Abuse Cases Percent Investigated	16%	
District Attorney Victim Services: Clients Assisted	205	-21%
Probate & Civil Harassment Courts: Requests for Elder Abuse Restraining Orders	155	+187%
Adult Protective Services: Cases Received	6812	+10%
Adult Protective Services: Unique Substantiated Cases of Abuse by Others	1281	+33%
Elder Abuse Forensic Center New Cases	33	-36%

Overall Family Violence Trends

Selected Family Violence Statistics in Summary: **FY 2015**

	Child Abuse	Domestic Violence	Elder Abuse
Crisis Calls Received by Community Providers ¹⁵	14,785 ¹⁶	21,386	N/A
Calls Received by 911, Family & Children's Services, & Adult Protective Services	5,553	8,719	6,812
Cases Substantiated by Family & Children's Services & Adult Protective Services	754	N/A	1,281
Cases Responded to by Police Department ¹⁷	308	3,094	572
Cases Investigated by Special Victims Unit	146	1,746	120
Cases Received by District Attorney's Office	112	1,694 ¹⁸	N/A
Incidents Filed by District Attorney's Office	41	542 ¹⁹	N/A
Convictions by Guilty Plea & Probation Revocation	19	290	30 ²⁰
Cases Brought to Trial	1	27	0
Convictions After Trial	1	21	0
Clients Assisted by Victim Services	316	1,419 ²¹	205
Requests for Restraining Orders from Family, Probate, & Civil Harassment Courts	N/A	1,140	155

¹⁵ Call volumes were provided by domestic violence hotlines and TALK Line (child abuse). There is presently no dedicated community-based hotline for elder abuse.

¹⁶ Incoming and outgoing calls.


¹⁷ San Francisco police officers respond to cases child abuse, domestic violence, and elder abuse. The San Francisco Police Department Special Victims Unit (SVU) reviews and investigates felony family violence cases.

¹⁸ Includes elder abuse cases.

¹⁹ Includes domestic violence, stalking, and elder abuse cases.

²⁰ Elder abuse statistics for District Attorney include all abuse cases committed against persons over 65, and not just family violence.

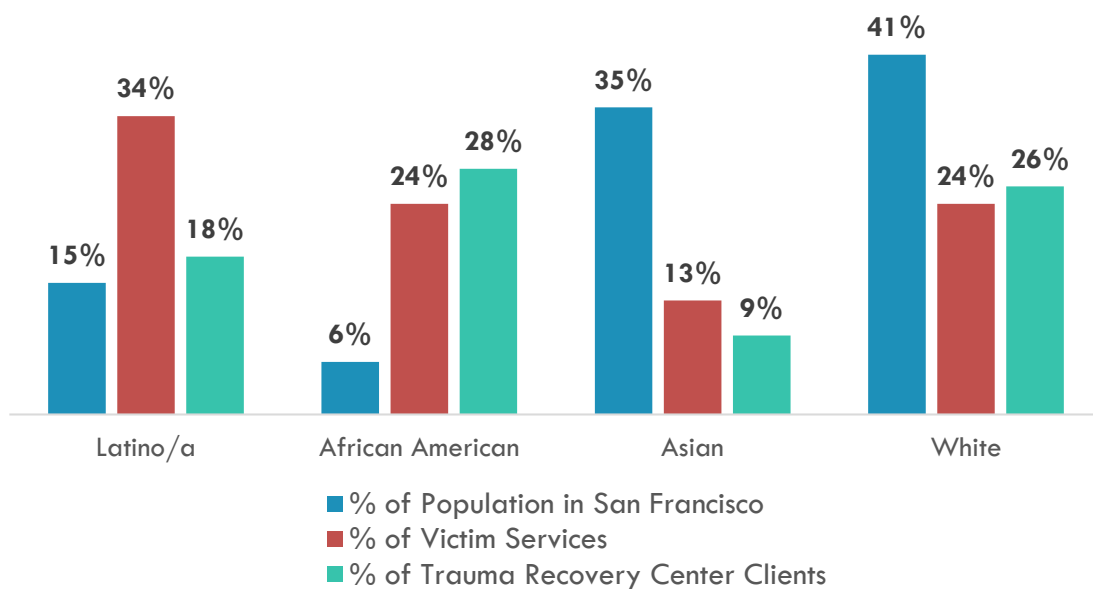
²¹ Includes children witnessing domestic violence.



1 in 13 violent crime calls to 911 are family violence related

Black and Latino/a Victims Are Disproportionately Represented in Victim Service & Trauma Recovery Center Clients Who Are Victims of Family Violence

**Comparison of San Francisco City and County
Race/Ethnicity and Clients at Victim Services and
Trauma Recovery Center
FY 2015**



MAJOR ACHIEVEMENTS OF FAMILY VIOLENCE COUNCIL IN 2015

Protocols and Practice

- ❖ The public-private partners of the Children's Advocacy Center developed an Information Sharing Agreement for multidisciplinary teams (MDT) investigating child abuse. This agreement provides a framework for establishing information sharing practices for other multidisciplinary teams, such as the Commercial Sexual Exploitation of Children MDT.
- ❖ The Commercial Sexual Exploitation of Children (CSEC) Steering Committee, led by Family and Children's Services, and including other Council partners, reached a final Memorandum of Understanding with public and private partners.
- ❖ The Council created a Justice and Courage Committee to continue the work of the Justice and Courage Oversight Panel. In 2015, the Committee began work on:
 - ❖ Improving protocols to respond to domestic violence cases when a suspect is gone by the time the police arrive ("gone on arrival") as it was recognized that some of these cases were falling through the cracks. This will be ongoing work in 2016.
 - ❖ Updating the forms and protocols for health care providers who are mandated to report domestic violence to law enforcement. This will be ongoing work in 2016.
- ❖ The District Attorney's Office, Police Department, Department on the Status of Women, and several non-profit organizations successfully applied for a federal grant to pilot a to high risk domestic violence program in the Bayview District. The need for stronger responses to high risk cases was identified by the Justice and Courage committee. The Bayview District was chosen because it generates the most domestic violence calls to 911.
- ❖ The Council created a new Elder Justice Committee to focus on criminal justice system improvement issues in responding to elder abuse.

Training

- ❖ Community advocates met with staff from the Police Academy to discuss integrating community presentations at the Academy, which will begin in 2016.
- ❖ The Housing and Domestic Violence Committee organized two trainings on domestic violence and housing for staff at the San Francisco Housing Authority, and gave input on the housing transfer needs of public housing residents to the Rental Assistance Demonstration (RAD) working groups.
- ❖ Roughly 80 members of the Family Violence Council participated in a Trauma Informed Systems training offered by the Department of Public Health.

Staffing

- ❖ The Police Department assigned three new elder abuse investigators to the Special Victims Unit, in response to recommendations in last year's report.

Data Collection

- ❖ The Council adopted a new data collection protocol, to implement one of the recommendations from last year's report.

Public Awareness

- ❖ The Council supported the first Child Abuse Awareness Event on the steps of City Hall in April 2015.

RECOMMENDATIONS FOR 2016

Protocols and Practice

1. Continue work on unfinished recommendations from 2015:
 - a. Focus on language access issues across the board;
 - b. Finalize Police Department/Adult Protective Services cross reporting protocol for investigating elder abuse;
 - c. Review the Police Department Special Victims Unit annually, to assess best practices for investigation of child abuse, elder abuse and domestic violence.
2. Standardize criteria for which deaths should be considered by death review teams to be child abuse, domestic violence, or elder abuse deaths. Create standards for cases that should be reviewed, reporting protocol, and cross-county collaboration protocol, including outlining team objectives, roles, and responsibilities.
3. Support the work of the Children's Advocacy Center public-private partnership to implement updated practices for sharing information during a child abuse investigation and use of a shared database.
4. Finalize protocol for "gone on arrival cases" for Police Department, District Attorney's Office and Adult Probation Department (from Justice and Courage Committee).
5. Finalize a supplementary form to the legally mandated OES-920 for healthcare reports of injuries due to assault or abusive conduct. Create a victim-centered protocol on how the Police Department will respond to these reports. Distribute the supplementary form and newly developed protocol to healthcare providers and institutions throughout San Francisco.
6. Implement a firearms surrender program to remove guns from persons who have domestic violence restraining orders issued against them.
7. Review investigation and prosecution data for stalking cases.
8. Offer Batterers Intervention Programs for monolingual Cantonese speakers, and for persons with mental health problems.
9. Finalize Elder Abuse Investigation Tool for Police Department Special Victims Unit.

Training

10. Members will report information on what family violence training is being received by Family Violence Council member agencies.
11. Conduct child abuse, domestic violence and elder abuse trainings led by community organizations at Police Academy and other Police Department trainings.

Planning

12. Create a strategic plan for the Family Violence Council to develop a road map for the Council, and to integrate and implement the elements of the 5 Year Plan to Address Family Violence, attached at Appendix B.

PROGRESS ON 2015 RECOMMENDATIONS

			Completed
1.	Standardize a data collection protocol with agencies so that they are able to provide the same type of data each year	A data collection guide has been standardized and was utilized during the collection of data for the present report	✓
2.	Focus on language access issues across the board	The Council did not as a group address language issues in 2015, although individual members were active in efforts to improve language access for victims of violence.	
3.	Develop further training in best practices in responding to family violence for all agencies.	Representatives from community agencies have been invited to present at the Police Academy in 2016.	✓
4.	Develop an improved protocol with the Police Department and Adult Protective Services on investigating elder abuse.	An improved protocol for investigating elder abuse is in process	
5.	Add three inspectors to the Police Department Special Victims Unit, and assign an investigator specifically to elder financial abuse cases.	Three more investigators have been added to the Special Victims Unit to handle cases of elder abuse, including one who is assigned to cases of elder financial abuse	✓
6.	Review the Police Department Special Victims Unit annually, to assess best practices for investigation of child abuse, elder abuse and domestic violence.	There was continued discussion with SFPD on cross reporting to Child Protective Services when children are present at a domestic violence scene.	

FAMILY VIOLENCE RELATED DEATHS

Child Abuse

The Department of Public Health and Medical Examiner are conducting an in-depth analysis of child, adolescent, and young adult deaths in San Francisco occurring between 2007-2015. The full report, which is expected to include data on Ill-Defined and Unknown Cases, Homicide, and Sudden Infant Death Syndrome (SIDS), dis-aggregated by age and ethnicity/race, will be forthcoming and included within this report in future years.

Domestic Violence

In order to keep better track in “real” time of domestic violence related deaths in San Francisco, the Family Violence Council Report reports on cases where a defendant has been charged with killing an intimate partner, or where from media reports it appears a death was related to domestic violence. We recognize that until there has been a final adjudication, these cannot definitively be considered domestic violence deaths. However, tracking in “real” time will enable early identification of trends. These are only the ones we know of, and we realize there may be cases we may not have identified.

Domestic Violence Related Deaths in San Francisco

FY 2015

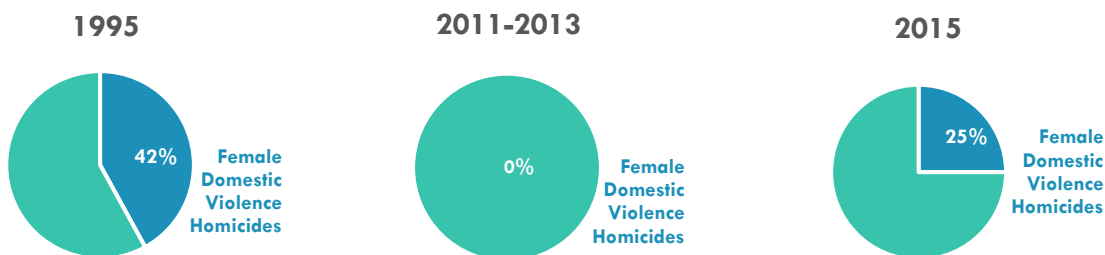
Gender	Homicide Victim	Homicide Defendant	Suicide (by perpetrator)
Female	2	1	0
Male	1	3	1
Transgender (MTF)	1	0	0
Total	4	4	1

Women Killed Due to Domestic Violence in San Francisco

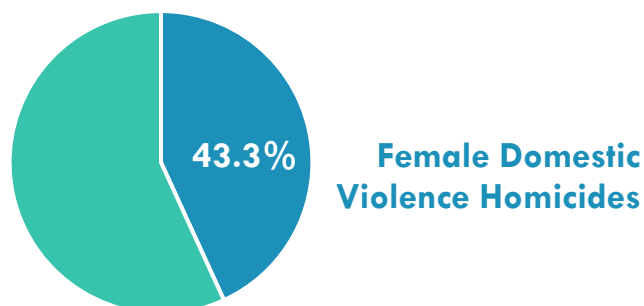
1991-2015



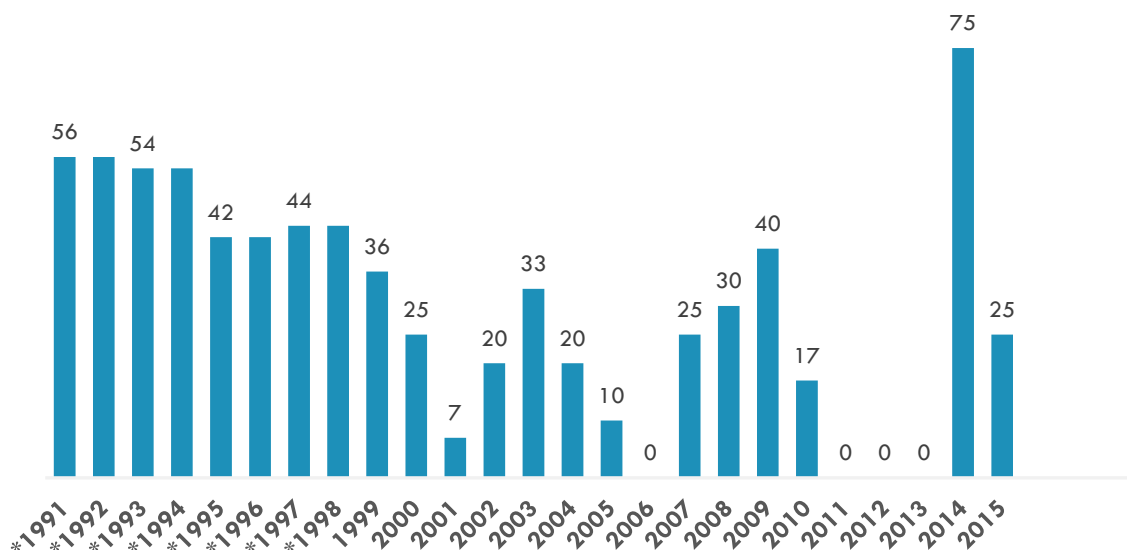
Percent Female Domestic Violence Homicides in San Francisco



Percent Female Domestic Violence Homicides in California **FY 2015**²²



Percent Female Domestic Violence Homicides in San Francisco **1991-2015**



*Average over two years

²² *Homicide in California*, Kamala D. Harris, Attorney General, California Department of Justice, <http://oag.ca.gov/crime> (2015).

Case Summaries

1. Homicide/Suicide

A 36-year-old transgender woman, was found in a stairwell in the Bayview District, fatally stabbed multiple times. The suspect, a 49-year-old man with whom she was having a relationship, was discovered dead by an apparent suicide a half mile from the crime scene.

2. Homicide

An 18-year-old male Latino high school student was shot in McLaren Park by a 42-year-old Latino woman with whom he was having a relationship.

3. Homicide

A 43-year-old African American female victim was shot in the Silver Terrace neighborhood. The suspect, a 32-year-old African American male, had been in a dating relationship with the victim for over a year. Within the past three years, the suspect has been convicted of second-degree robbery and assault with force likely to cause great bodily injury.

4. Homicide

A woman in a dependent adult home was battered by a male ex-partner at the home, went into a coma, and ultimately died.

Two out of the four domestic violence homicides in 2015 involved firearms.

Domestic Violence Related Homicides in San Francisco *FY 2013-2015*

Gender of Victim	2013	2014	2015
Female	0	3	2
Transgender (MTF)	0	0	1
Male	0	1 ²³	1
Total	0	4	4

²³ In the 2014 Family Violence Report, it was reported that a 30-year-old Asian female stabbed a 40-year-old Caucasian male to death on July 20, 2014. On November 20, 2015, the defendant was acquitted, so the homicide was deemed justifiable by the jury.

Domestic Violence Related Suicides in San Francisco
FY 2013-2015

Gender of Person Committing Suicide	2013	2014	2015
Female	0	0	0
Transgender	0	0	0
Male (perpetrator of violence)	0	1	1
Total	0	1	1

Elder Abuse

It is currently difficult to track elder abuse deaths.

ADULT PROBATION

Domestic Violence

The San Francisco Adult Probation Department supervises individuals convicted of domestic violence as they complete the requirements of probation. At the end of Fiscal Year 2015, the Adult Probation Department Domestic Violence Unit was supervising 380 individuals. The total caseload has continued to decrease since FY 2012, tracking the decline in domestic violence prosecutions and convictions.

At the end of FY 2015, the Domestic Violence Unit had staff of ten including nine Deputy Probation Officers and one Domestic Violence Court officer, overseen by a Supervising Probation Officer. During the year, four Deputy Probation Officers assigned to non-specialized caseloads handled an average of 46 cases. The following specialized caseloads have been developed for supervision needs that are client specific:

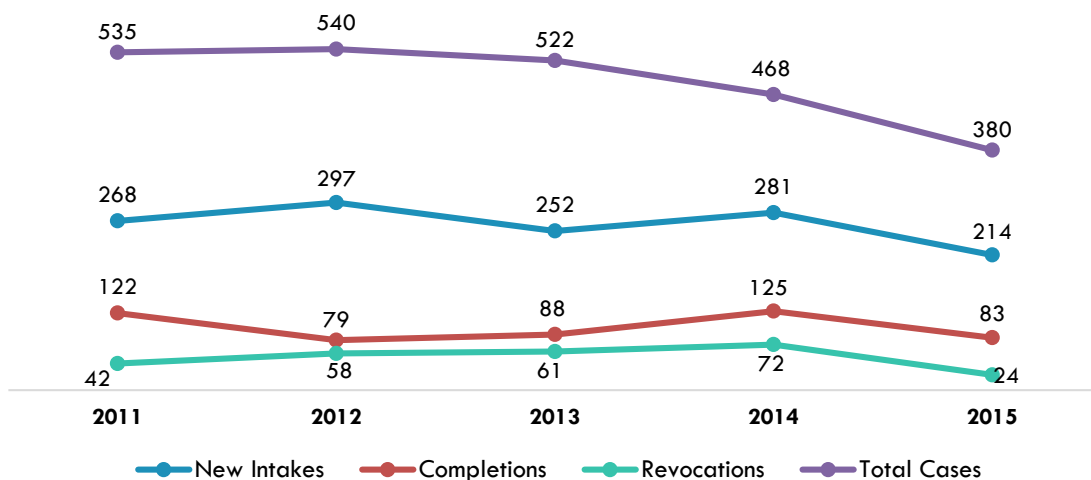
- ❖ 18 – 25 Year Olds: average of 50 cases per officer;
- ❖ Child Abuse: average of 32 cases per officer;
- ❖ Limited Supervision: average of 40 cases per officer;
- ❖ Spanish Speaking: average of 64 cases per officer.

When a person convicted of domestic violence is referred to Adult Probation Department for supervision, they are automatically referred to a 52-week Batterer's Intervention Program, run by a community agency and certified by Adult Probation Department. There were nine certified Batterer's Intervention Programs in San Francisco as of the end of FY 2015. The Department continued to utilize the Batterer's Intervention Program Audit Team to review the programs at these organizations. If a probationer fails to attend the Batterer's Intervention Program or commits a crime that violates their probation, a bench warrant is issued and Adult Probation Department begins a procedure to revoke probation.

San Francisco lacks a Batterers Intervention Program for
Chinese speaking offenders.

Total number of intakes is contingent on the number of arrests made by the Police Department, and the number of cases prosecuted by the District Attorney's office and sentenced to probation supervision. Total number of cases being prosecuted has declined over the past four fiscal years. Probation officers work directly with their clients to develop treatment and rehabilitation plans that are consistent with their criminogenic needs.

Adult Probation Domestic Violence Unit Statistics FY 2011-2015



This fiscal year, the domestic violence unit had 214 new intakes in comparison to 281 in the previous fiscal year. Revocations decreased 66% and completions decreased 33% in FY 2015, again reflecting the smaller number of persons on probation.

Adult Probation Domestic Violence Cases FY 2013-2015

	FY 2013	FY 2014	FY 2015
Total Cases at Year-End	522	468	380
New Intakes	252	281	214
Completions	88	125	83
Revocations	61	72	24
Certified Batterer's Intervention Programs Year-End	10	10	9
Domestic Violence Unit Staffing	10	10	10

The Community Assessment and Services Center

The Community Assessment and Services Center (CASC) continues to provide services to Adult Probation Department clients. The CASC, a partnership between the Adult Probation Department and Leaders in Community Alternatives, Inc., is an innovative one-stop reentry center that serves the comprehensive needs of clients under probation supervision. The CASC model aligns law enforcement and support services into an approach that is focused on accountability, responsibility, and opportunities for long-term change. It is designed to protect public safety, reduce victimization, maximize taxpayer dollars, and contribute to San Francisco's community vitality. The CASC offers a Batterer's Intervention Program.

Victim Restitution Overhaul

The Department embarked on an overhaul of the way victim restitution is established and collected, to provide better accountability to victims and from offenders.

Domestic Violence Unit Initiatives

The Department continues to use evidence-based practices to design a victim-centered supervision model. The Department has continued work with an advisory team of domestic violence intervention and prevention experts to assist in the development and implementation of an Adult Probation Department Victim Service Program. The advisory team representatives include the Survivor Restoration Director from the San Francisco Sheriff's Department, the Director of the Victim Services Division from the District Attorney's Office, the Director of the Domestic Violence Consortium, and the Division Director and Supervisor from the Adult Probation Department's Investigations Unit. The objective of the proposed Adult Probation Department Victim Service Program is to provide comprehensive gender specific, trauma informed services to victims of violent crimes perpetrated by those currently on probation within the Adult Probation Department.

Endangered Child Caseload

FY 2014-2015



Child Abuse

The Domestic Violence Unit supervises an endangered child specific caseload. As of the end of FY 2015, 55 clients were in supervision on the child abuse-specific caseload – an increase of 49% since FY 2014. Of these cases, 65% are misdemeanor cases and 35% are felony cases. Individuals in the child abuse caseload are directed to the Child Abuse Intervention Program (CAIP), a 52-week program certified by the Adult Probation Department and run by the Department of Public Health at the Community Justice Center through the Violence Intervention Program. For more information on CAIP cases, see the Department of Public Health at the Community Justice Center through the Violence Intervention Program.

ADULT PROTECTIVE SERVICES

The Department of Aging and Adult Services within the Human Services Agency operates the Adult Protective Services (APS) program for the City and County of San Francisco. Adult Protective Services is a state mandated, county administered program that is charged with responding to reports of abuse, neglect, exploitation, and self-neglect of elders over the age of 65 and adults between the ages of 18 and 64 that have physical, mental, or cognitive disabilities. APS social workers in San Francisco may collaborate with local law enforcement, emergency medical services, the District Attorney's Office, as well as experts from the Elder Abuse Forensic Center in order to effectively investigate and intervene in cases of elder and dependent adult abuse. APS social workers assist their clients to maintain the greatest level of independence possible while promoting their health, safety, and well-being.

The most recent census data reveals that San Franciscans aged 65 and over make up 14.5 percent of the city's population, which is higher than the California average of 12.9 percent.

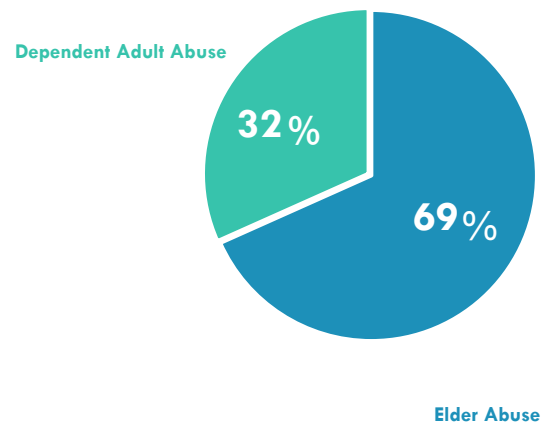
Adult Protective Services received more reports in 2015 than in any of the past five years, a 17 percent increase since 2011. This overall increase may reflect efforts to publicize the program, as well as a growth in the senior population as the Baby Boom generation ages. For example, there has been an 18 percent increase in the 60 and older population since 2000.

Keeping pace with reports received, the portion of investigations substantiated has grown steadily since 2012, with more investigations substantiated in 2015 than in the past four years. This increase may be driven by recent developments within APS that have sought to improve on the consistency of investigation findings and create more comprehensive reporting procedures.

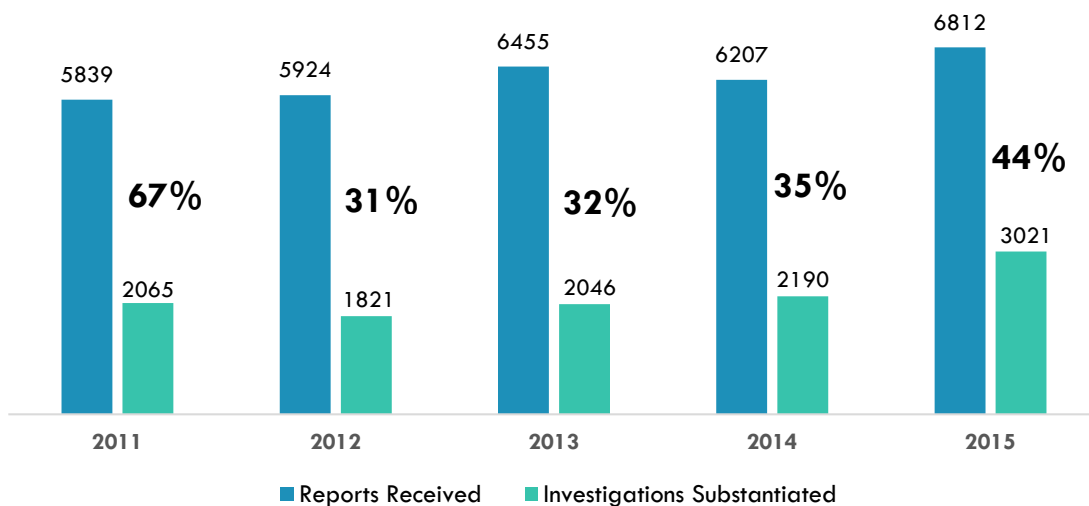
Consistent with state and national trends, APS workers are substantiating financial abuse through the investigation process at higher rates than in years past. In FY 2015, San Francisco Adult Protective Services substantiated 460 cases of financial abuse, up 29 percent from 2014 and 64 percent from 2012.

**Adult Protective Services
Reports Received**

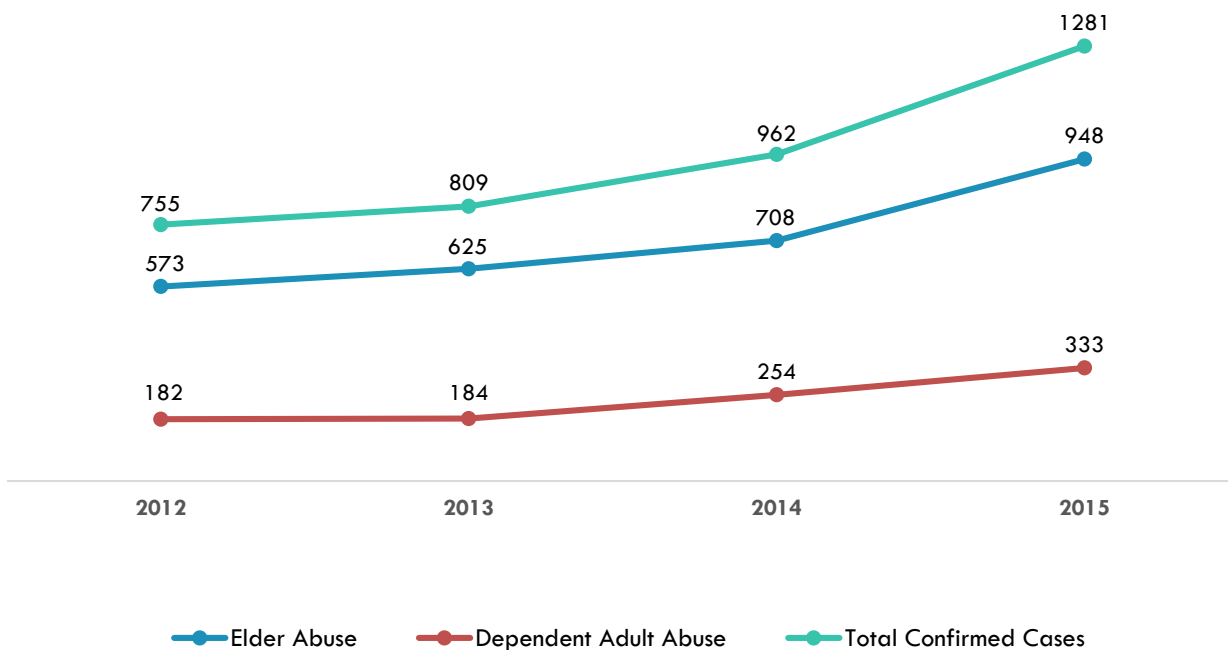
FY 2015



Adult Protective Services Referrals and Substantiations (including Self-Neglect) FY 2011-2015



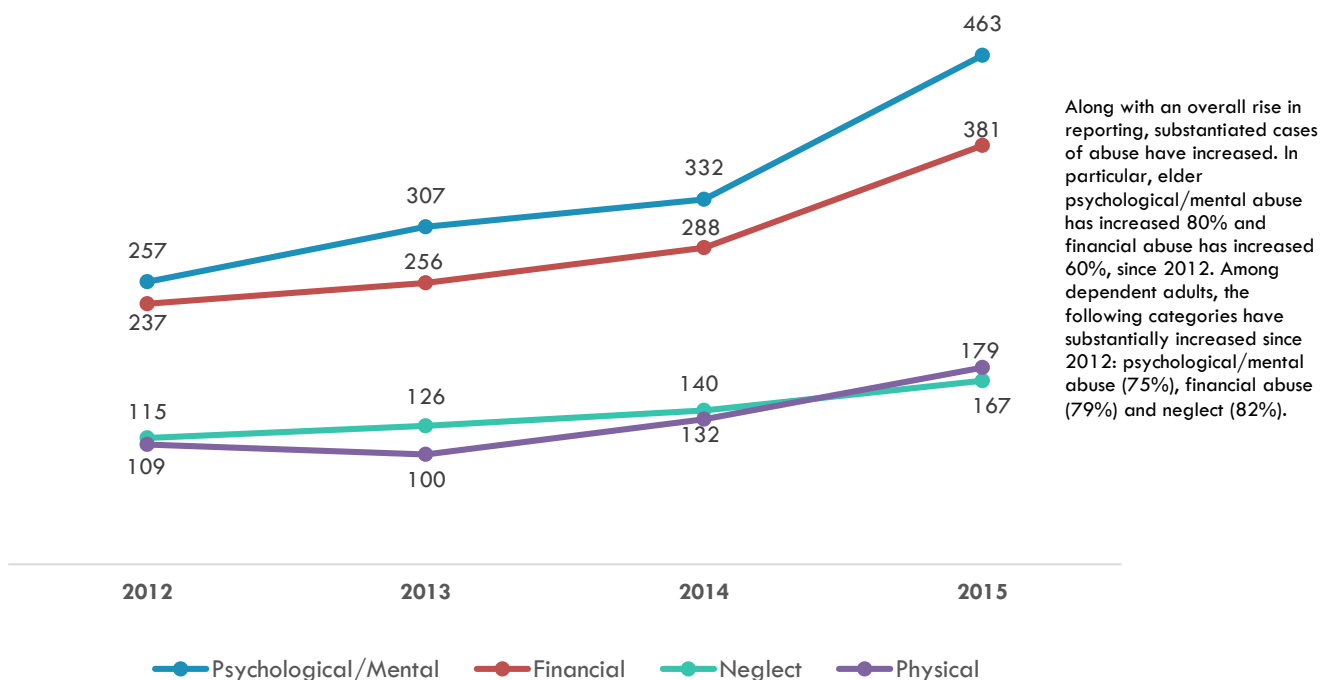
Adult Protective Services Substantiated Reports of Abuse by Others: Unique Cases FY 2012-2015



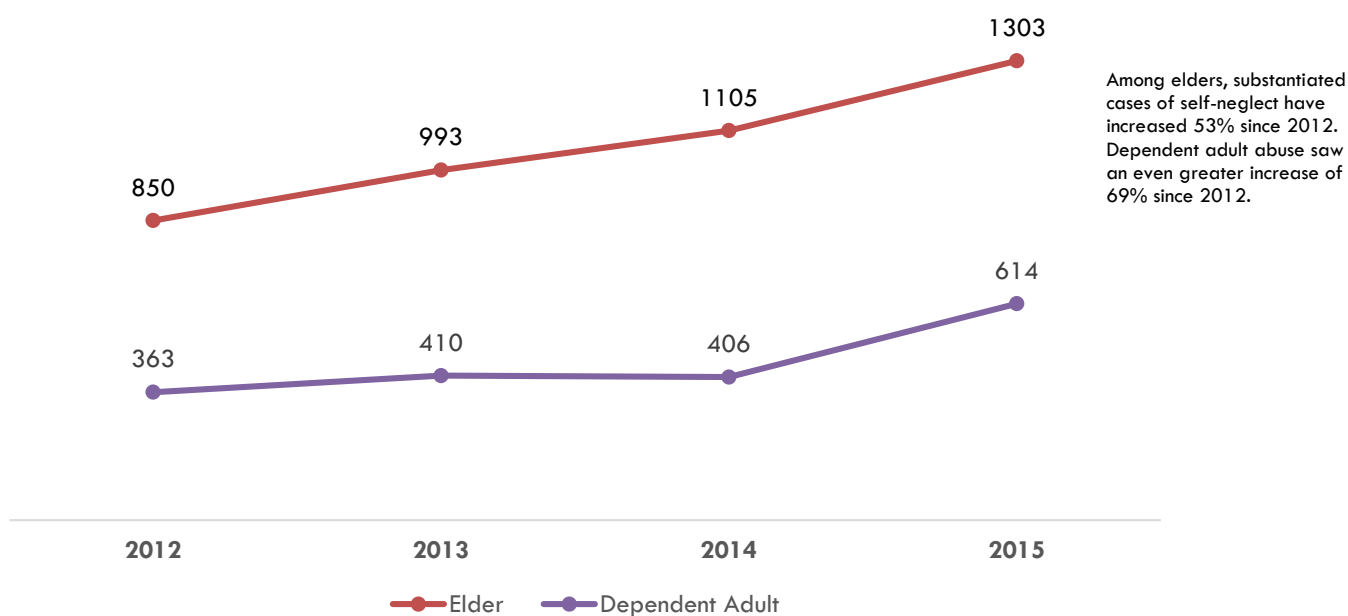
**Adult Protective Services
Substantiated Reports of Abuse by Others
Percent by Type
FY 2015**



Adult Protective Services Substantiated Cases of Elder Abuse by Type FY 2012-2015



Adult Protective Services Substantiated Cases of Self Neglect FY 2012-2015



Adult Protective Services**Substantiated Cases of Abuse by Others by Type of Abuse****FY 2014-2015**

	FY 2014			FY 2015		
Type of Abuse	Elder Abuse	Dependent Adult Abuse	Total	Elder Abuse	Dependent Adult Abuse	Total
Psychological/Mental	332	131	463	463	163	626
Financial	288	69	357	381	79	460
Neglect	140	44	184	167	62	229
Physical	132	69	201	179	97	276
Isolation	13	6	19	17	4	21
Abandonment	10	4	14	12	1	13
Sexual	2	13	15	3	17	20
Abduction	0	0	0	2	1	3
Total Counts of Abuse ²⁴	917	336	1,253	1,224	424	1,648
Total Unique Cases	708	254	962	948	333	1,281

Adult Protective Services**Elder Abuse & Dependent Adult Abuse: Case Breakdown****FY 2013-2015**

	FY 2013			FY 2014			FY 2015		
	Elder Abuse	Dependent Adult Abuse	Total	Elder Abuse	Dependent Adult Abuse	Total	Elder Abuse	Dependent Adult Abuse	Total
Reports Received	4531	1924	6,455	4,307	1,900	6,207	4,672	2,140	6,812
Investigations Substantiated	1487	559	2,046	1,586	604	2,190	2,130	891	3,021
Percent Substantiated	33%	29%	32%	37%	32%	35%	46%	42%	44%

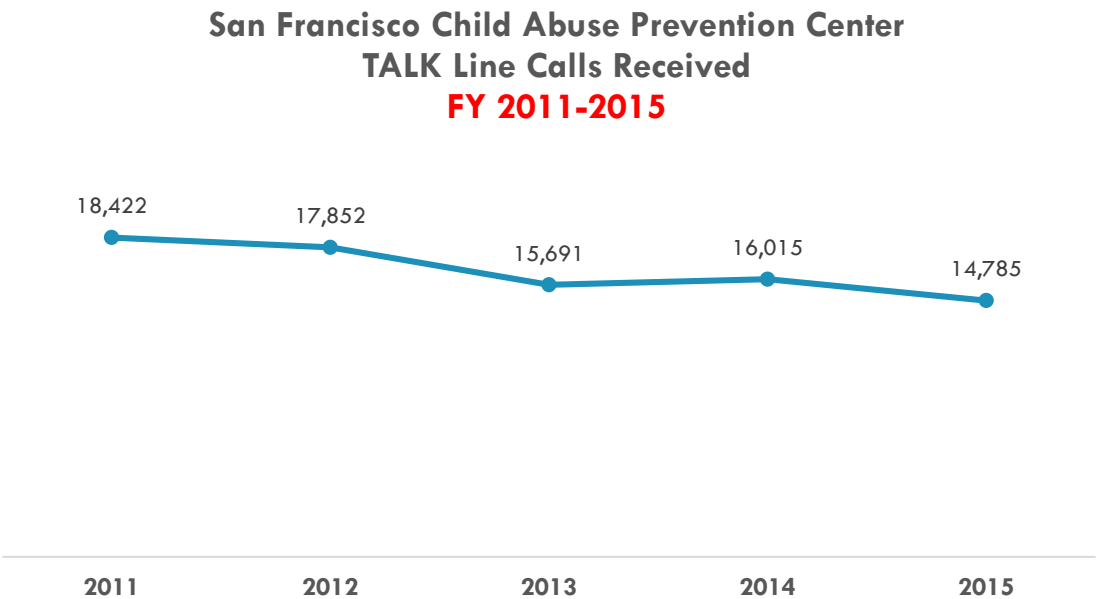
²⁴ There may be multiple types of abuse in a single case

CHILD ABUSE PREVENTION & SUPPORT SERVICES

As San Francisco’s Child Abuse Council, the San Francisco Child Abuse Prevention Center collaborates with public and private partners to provide direct services and community education, and facilitate citywide strategic partnerships, with the common goal of preventing child abuse and reducing its devastating effects. Using a public-health approach, the Prevention Center collaborates across organizations to end abuse by addressing underlying risk factors and strengthening protective factors on both an individual and a population-wide basis. The Prevention Center is grateful to its partners – without whom the Prevention Center could not do its work – for their commitment to San Francisco’s kids. Below we describe some of the Prevention Center’s efforts to prevent and respond to child abuse.

Children & Family Services

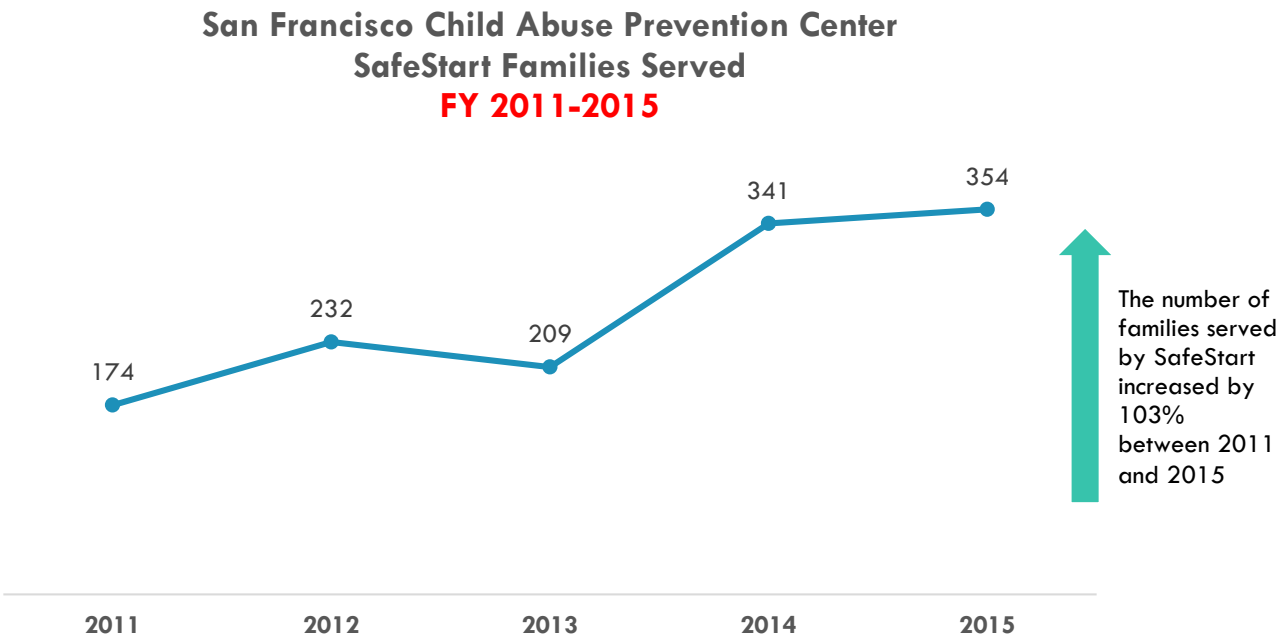
The Prevention Center’s programs include individual and group parenting education; therapeutic childcare and early interventions; counseling and mental health services; case management; emergency needs support; and the **TALK Line** – a 24-hour support hotline to help parents and caregivers cope with the stress of parenting (415-441-KIDS (5437)). The Prevention Center provides data-driven, intensive, wraparound support to increase the protective factors shown to reduce risk of abuse.



An overall decline in the volume of TALK Line calls likely reflects continued efforts to improve call tracking and remove duplicate counts. It may also be indicative of clients making fewer phone calls in general – the Prevention Center has noticed more inquiries made through their website and email contacts than ever before.

In 2015, the **Integrated Family Services** program expanded further to include 78 families. These programs take place at the Center’s 1757 Waller Street Family Resource Center (FRC), one of a citywide network of FRCs supported through joint funding from Department of Children, Youth and their Families, Human Services Agency of San Francisco, and First 5 San Francisco.

The Prevention Center coordinates a citywide **SafeStart** collaborative of FRCs (APA Family Support Services, Instituto Familiar de la Raza, and OMI Family Resource Center), Family Court, and the San Francisco Police Department’s Special Victims Unit, to reduce the incidence and impact of exposure to community and domestic violence on children age six and under. Together, the SafeStart collaborative served 354 families in FY 2015, a 4 percent increase from the prior fiscal year.



Community Education

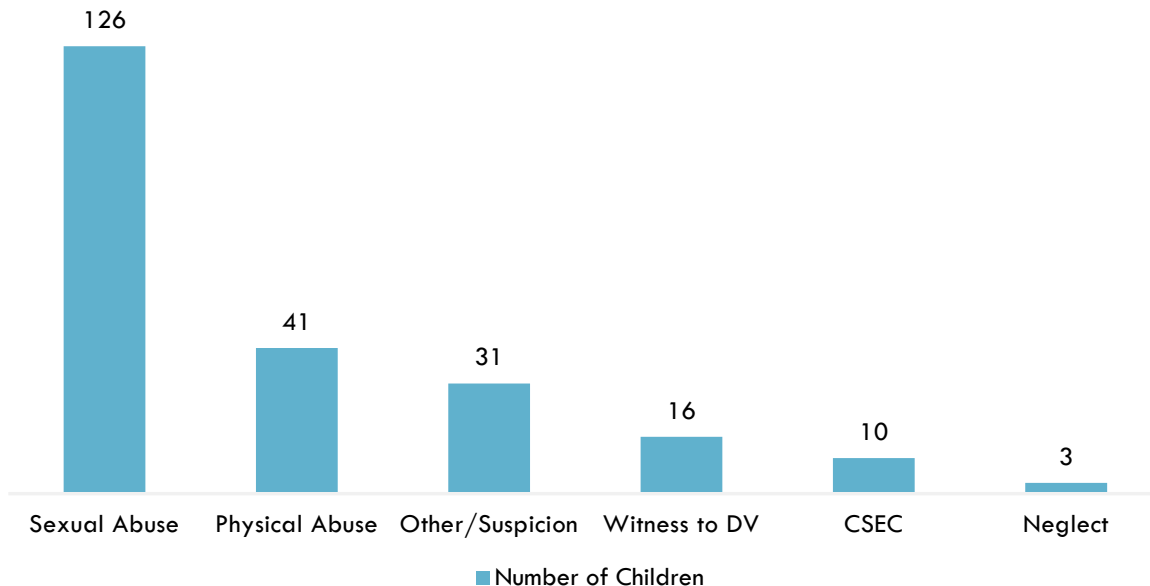
The Prevention Center’s community training programs teach thousands of elementary school children how to keep themselves and their peers safe through the Child Safety Awareness program. Through Mandated Reporter Trainings the Prevention Center trains thousands of child-serving professionals to spot and report suspected abuse.

Strategic Partnerships: The Children's Advocacy Center (CAC) & Commercial Sexual Exploitation of Children (CSEC)

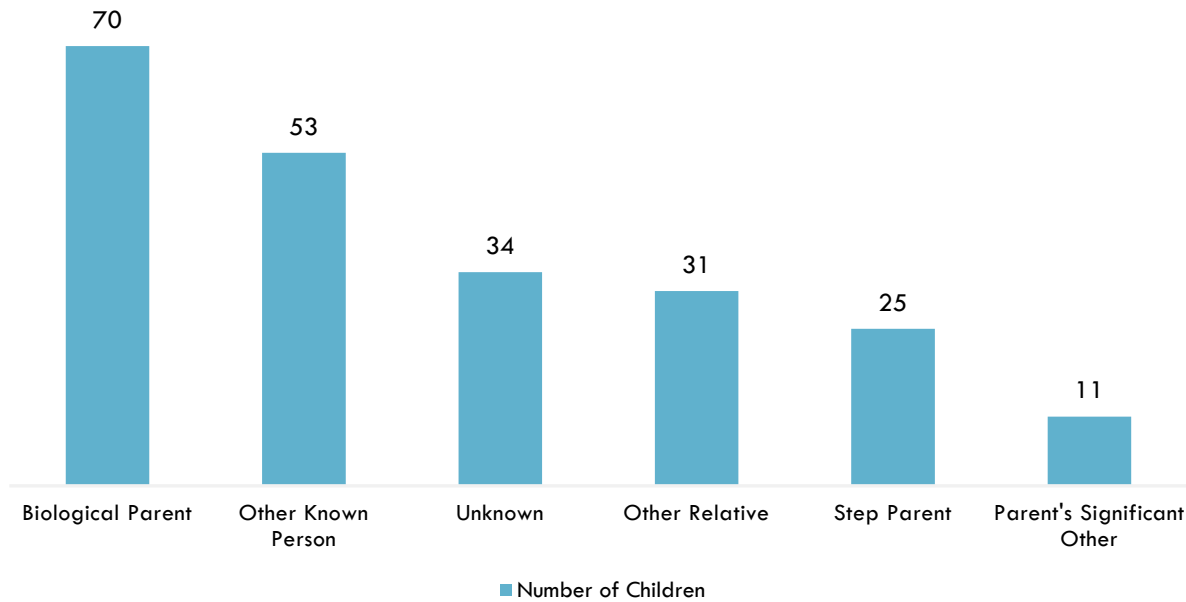
The Prevention Center's Strategic Partnerships activate public and private partners to create a movement to end child abuse in the community. A major focus of this work is the **Children's Advocacy Center of San Francisco (CAC)**, a public-private partnership between the Prevention Center and the Office of the City Attorney, Office of the District Attorney (Child Assault Unit and Victims Services Division), Human Services Agency, Family and Children's Services Division; San Francisco Police Department, Special Victims Unit; Department of Public Health through Child and Adolescent Support Advocacy and Resource Center (CASARC); Department of Public Health – Foster Care Mental Health; and University of California San Francisco.

The CAC builds upon this multidisciplinary team's decades of collaboration to respond to abuse. As lead agency of the CAC, the Prevention Center uses a collective impact approach to facilitate the development and implementation of shared priorities that further the CAC's mission: to set children on a solid path to healing by providing trauma-informed, efficient, and coordinated child-focused services. In calendar year 2015, the CAC provided coordinated forensic interviews and related support to 258 children and their families.

Children's Advocacy Center of San Francisco
Type of Abuse Based on Interview
FY 2015



Children's Advocacy Center
Relationship of Alleged Offender to Child Interviewed
FY 2015



Note: Data for Type of Abuse consists of a mix between reasons why an interview occurred and the outcome of the interview due to changes with data collection over the year. Each type of abuse was counted when multiple types of abuse occurred per interview. In 2016, the reason for an interview and the outcome of the interview will be separated.

The Prevention Center also participated in Family and Children’s Services **Commercial Sexual Exploitation of Children (CSEC)** Steering Committee and agreed to take on the role of coordinating an ongoing Multi-Disciplinary Team review of CSEC cases for service delivery and systems issues. The Prevention Center along with the partner agencies proactively worked together to draft and approve a first revision of CAC protocols for providing forensic interviews to CSEC youth. CSEC cases will be reviewed on a monthly basis, with the goal of service coordination and system improvement.

Child Abuse Prevention Center Statistics
FY 2013-2015

	FY 2013	FY 2014	FY 2015
TALK Line Calls Received	15,691	16,015	14,785
Actively Engaged in Ongoing Phone Counseling	1,000	980	911
SafeStart Families Served	209	341	354
Children's Advocacy Center²⁵	-	360 ²⁶	258

Milestones: CY 2015

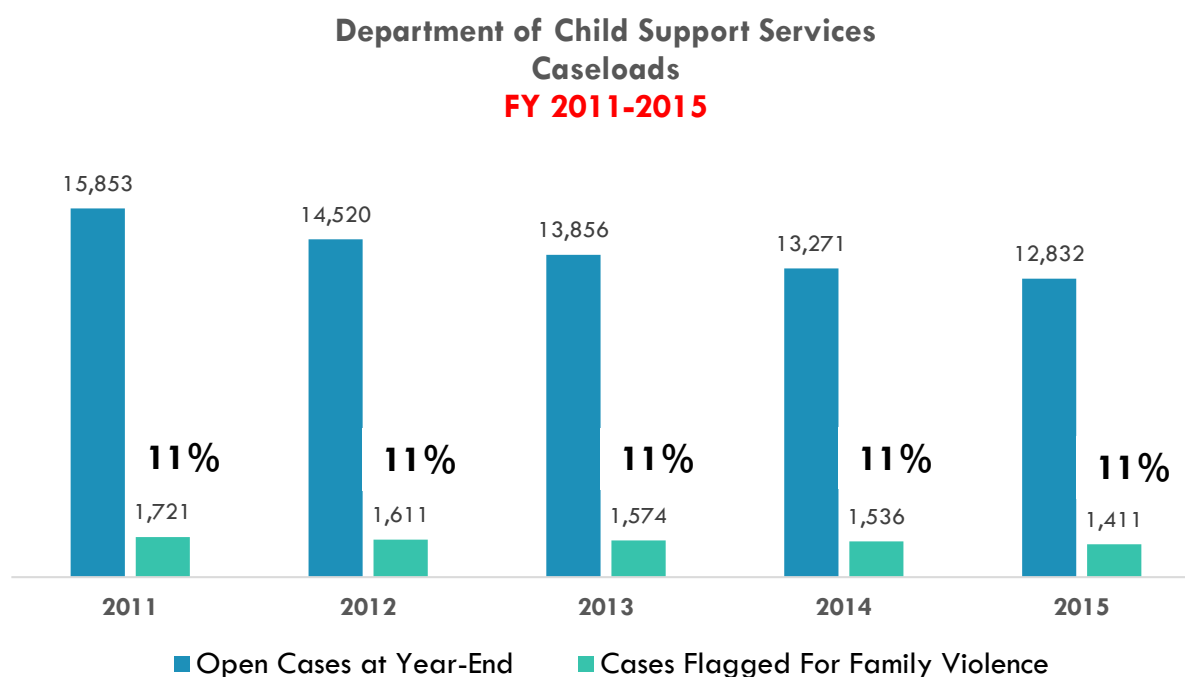
- Based on 40 years of working partnerships, the Prevention Center is charting a path towards collective impact that will end child abuse in San Francisco in two-generations (fifty years).
- Working across agencies, the Prevention Center has created an effective and legal information sharing agreement that balances the need for collaboration with privacy rights. This agreement will allow the Prevention Center and CAC Partner agencies to build a shared database that will be implemented in the coming year.
- With the expansion of Integrated Family Services, the Prevention Center has been able to gather data and results of how this program works. The positive results, though early, are proving the success of this model. The Prevention Center will continue to both hone the model and seek to learn from community partners about how to further improve it.
- The Prevention Center participated in the Children's Services Commercial Sexual Exploitation of Children (CSEC) Steering Committee, which under the leadership of the Human Services Agencies and through collaboration reached a final Memorandum of Understanding, which will guide the County's response to the Commercial Sexual Exploitation of Children moving forward.

²⁵Due to the collaborative and multidisciplinary nature of the CAC, those served by the CAC are also counted by CAC partner agencies (Child Protective Services, Police Department, District Attorney, Victim Advocate, and Department of Public Health Mental Health).

²⁶ Data for the Children's Advocacy Center is from the calendar year.

CHILD SUPPORT SERVICES

The San Francisco Department of Child Support Services (DCSS) works with parents and legal guardians to ensure that families receive the court-ordered financial and medical support they need to raise their children. DCSS helps children and their families by locating absent parents, establishing paternity, and requesting and enforcing child support orders. During FY 2015, DCSS provided case management services for 12,832 child support cases.



Family Violence Initiative

In cases where domestic violence or family violence has occurred, enforcing child support obligations can elevate risk for survivors of abuse and their children. Therefore, DCSS developed the Family Violence Indicator for case managers to flag cases in which the enforcement of support obligations may be dangerous.²⁷ The number of cases identified with the Family Violence Indicator more than tripled from FY 2010 to FY 2011, increasing from 569 to 1,721. This represented 11 percent of the overall DCSS caseload, compared to 3 percent previously. Since FY 2011, this 11 percent caseload for cases flagged with Family Violence Indicator has remained steady.

²⁷ When a case participant (noncustodial or custodial party) claims family violence, the case manager marks the case with a Family Violence Indicator in the Child Support Services database. This automatically updates the information in the records for any dependent children in that family as well as the case participant.

The dramatic increase in the number of cases flagged with the Family Violence Indicator in fiscal year 2011 prompted DCSS to create a ground-breaking special enforcement solution. DCSS wanted to ensure the safety and well-being of custodial parents who rely on child support to care for their children and have a history of domestic violence. Because these parents' cases could stop child support collection due to the likelihood of intimidation, threats, or violence by the noncustodial parent in response to a child support order, DCSS wanted to expand options for these families to receive support and remain safe. In July 2011, DCSS launched its Family Violence Initiative case management model which introduced strategies to support special handling of cases that are flagged with the Family Violence Indicator.

San Francisco's overall performance for child support payment compliance is 75 percent, and the cases managed under the Family Violence Initiative perform comparably. DCSS has not received any new reports of family violence towards the custodial parents or children on this caseload. Further efforts by DCSS to increase participation and compliance for cases with family violence history are ongoing.

Cross Department Collaboration

DCSS also works closely with the Adult Probation Department on cases in which noncustodial parents are on probation or incarcerated for domestic violence. This collaboration allows both departments to work with noncustodial parents to ensure that they meet their support obligations and remain in compliance with their probation terms.

DCSS entered into collaboration with San Francisco Victim Services Division in July 2013 to provide enhanced, as needed, child support services to victims receiving services through Victim Services. DCSS individually handles those cases, providing specialized attention and enhanced customer service through timely administration of child support services.

In 2014, DCSS engaged the Department on the Status of Women to develop and deliver Domestic Violence Training to all DCSS front-line staff. The intent was to empower staff with the tools to understand and recognize situations where domestic violence may be a factor for DCSS customers; when and where to refer customers for support services; and how to provide services safely; and the impact of domestic violence on customers and the community as a whole.

In 2015, DCSS shared its specialized caseload model and domestic violence curriculum at a conference for staff from child support departments across the state, completing a recommendation from the 2012-13 report. The curriculum was also shared with federal child support officials.

DISTRICT ATTORNEY

The District Attorney's Office (DA) oversees the prosecution of family violence crimes and has three units to oversee those cases: the Domestic Violence Unit; the Special Prosecutions Unit, which handles elder financial abuse cases; and, the Child Abuse & Sexual Assault Unit. In spring 2015, as part of an effort to improve efficiency and maximize resources throughout the District Attorney's Office, the Child Abuse and Sexual Assault Units were merged into one unit. This consolidated vertical prosecution model has increased the expertise within the unit to more effectively prosecute these similarly complex cases with vulnerable victims.

The data included in the following charts refers to the specific fiscal year. Cases pled or brought to trial during a specified fiscal year may or may not have been filed during that same time period. Similarly, trial convictions may be achieved for cases filed or trials initiated during a prior year. For example, a case may be received and filed in FY 2015, but that case may not be concluded, either through plea bargain, trial, or dismissal, until a subsequent year.

Starting in July 2013, the District Attorney has implemented a major expansion of its case management system, significantly improving the quality of family violence data maintained by the office. Previously, data for this report was collected using paper based systems. Pre-2013 data are therefore less reliable and comparisons across time periods may not be accurate. The District Attorney's office is committed to continuing to refine and enhance their collection of family violence data.

Child Abuse & Sexual Assault Unit

The District Attorney's Child Abuse & Sexual Assault (CASA) Unit prosecutes felony cases of physical or sexual assault against children, child endangerment, human trafficking of children, and cases involving child pornography.²⁸ In conjunction with San Francisco General Hospital, Family and Children's Services, and the Police Department, the CASA Unit participates in multi-disciplinary interviews, conducted by the Child and Adolescent Support and Advocacy Resource Center (CASARC). These multi-disciplinary interviews provide a coordinated forensic investigation and response to children abused or children exposed to violence in San Francisco.

In Fiscal Year 2015:

- ❖ Child abuse cases received decreased 21 percent and child abuse filings decreased 33 percent;
- ❖ Probation referrals are up 75 percent;
- ❖ Convictions are up 11 percent.

²⁸ The CASA Unit also handles sexual assault cases against adults, but those cases are not included in this report.

District Attorney Child Abuse and Sexual Assault Unit
Child Abuse Case Statistics
FY 2012-2015

	FY 2012	FY 2013	FY 2014	FY 2015
Incidents Received	171	204	142	112
Incidents Filed	61	56	69	46
Cases Prosecuted by Unit	Not previously reported	Not previously reported	Not previously reported	41
Referred for Probation/Parole Violation	N/A	N/A	8	14
Convictions by Guilty Plea	23	25	16	19
Cases Brought to Trial	3	1	2	1
Convictions After Trial	1	1	2	1
Total Convictions	24	26	18	20

District Attorney Child Abuse and Sexual Assault Unit
Child Abuse Cases by Crime Type
FY 2015

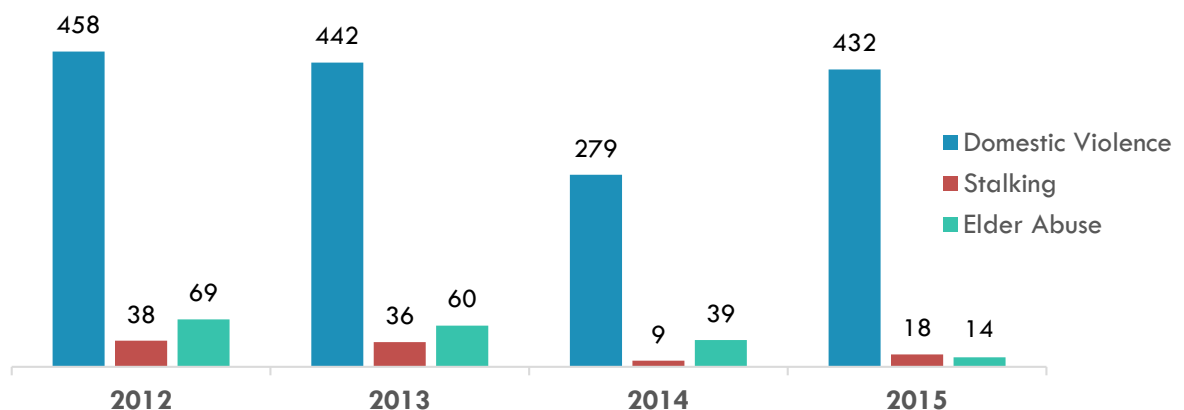
	Physical Assault	Sexual Assault	Human Trafficking	Other
Filed	5	8	2	26
Cases Brought to Trial	0	0	0	1
Convictions After Trial	0	0	0	1
Total Convictions	5	5	2	28

Domestic Violence Unit (including Elder/Dependent Adult Physical Abuse)

The District Attorney's Domestic Violence Unit prosecutes felony and misdemeanor domestic violence, stalking, and elder or dependent adult physical abuse cases. The Domestic Violence Unit started managing elder and dependent adult physical abuse cases in FY 2014. The Special Prosecutions Unit prosecutes elder or dependent adult financial abuse cases.

- ❖ In FY 2015, there was a 10 percent increase in the volume of domestic violence incidents presented to the Unit, and a greater proportion of those were filed (from 21 percent in 2014 to 32 percent in 2015).
- ❖ Stalking prosecutions doubled, but remained half of what they were in Fiscal Years 2012 and 2013.
- ❖ Elder abuse cases decreased by 64 percent.
- ❖ There was a 40 percent decline in the number of cases brought to trial, a 9 percent increase in the number of guilty pleas, and an 18 percentage point increase in the conviction rate of cases brought to trial since Fiscal Year 2014.
- ❖ As the volume of cases prosecuted by the Domestic Violence Unit has increased, overall convictions have increased 6 percent from Fiscal Year 2014, but are still down 41 percent from Fiscal Year 2012.

District Attorney Domestic Violence Unit: Cases Prosecuted by Crime Type FY 2012-2015²⁹



²⁹ As noted above, the District Attorney's Office modernized its data collection methodology in 2013. This resulted in a change in crime type tracking that may explain some of the changes represented in this table. The District Attorney's Office defines crime type as the most serious charge on a given case. In FY 2015, the Elder Abuse Unit prosecuted 32 cases, however, only 14 of these cases were defined as "Elder Abuse". The remainder were defined by other crime types, but were prosecuted by the Elder Abuse Unit due to the victim's identity.

District Attorney Domestic Violence Unit
Case Statistics (Domestic Violence, Stalking & Elder Abuse)³⁰
FY 2013-2015

	FY 2012 ³¹	FY 2013	FY 2014	FY 2015
Incidents Received	1,955	1,827	1,536	1,694
Incidents Filed	565	538	327	542
Cases Prosecuted by Domestic Violence Unit (Court Numbers)	Not previously reported	Not previously reported	Not previously reported	464
Referred for Probation/Parole Violation ³²	N/A	141 ³³	123	47
Convictions by Guilty Plea ³⁴	505	415	266	290
Cases Brought to Trial	42	49	45	27
Convictions After Trial	22	25	27	21
Conviction Rate (Cases Brought to Trial)	52%	51%	60%	78%
Total Convictions	527	440	293	311

³⁰ The total for convictions by guilty plea and cases brought to trial does not add up to the number of cases filed in the same year because convictions pled and cases brought to trial during a specified fiscal year may have been filed in a previous fiscal year.

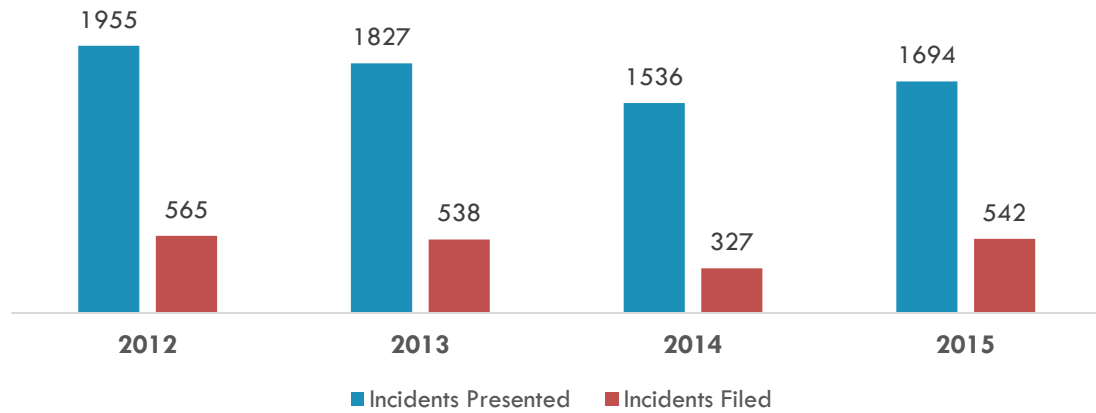
³¹ Numbers have been combined for FY11-13 for domestic violence, stalking, and elder abuses cases. Up to FY 2013-2014, elder abuse cases were handled by the Elder Abuse Unit.

³² Cases referred for probation/parole violation are not a subset of "cases filed."

³³ Domestic violence and stalking cases only.

³⁴ Conviction by guilty plea includes convictions obtained by plea or parole violation.

**Distirct Attorney Domestic Violence Unit:
Incidents Prosecuted
FY 2012-2015**



Victim Services Division

The District Attorney's Victim Services Division provides comprehensive advocacy and support to victims and witnesses of crime. Trained advocates help these individuals navigate the criminal justice system by assisting with crisis intervention, Victim Compensation Program claims, court escort, case status, transportation, resources, referrals, and more.

Child abuse clients include individuals who have experienced either physical abuse or sexual assault as a child. Domestic violence clients include individuals who have experienced domestic violence, including childhood exposure to domestic violence, or stalking. Elder abuse clients include cases of dependent adult abuse and financial crimes.

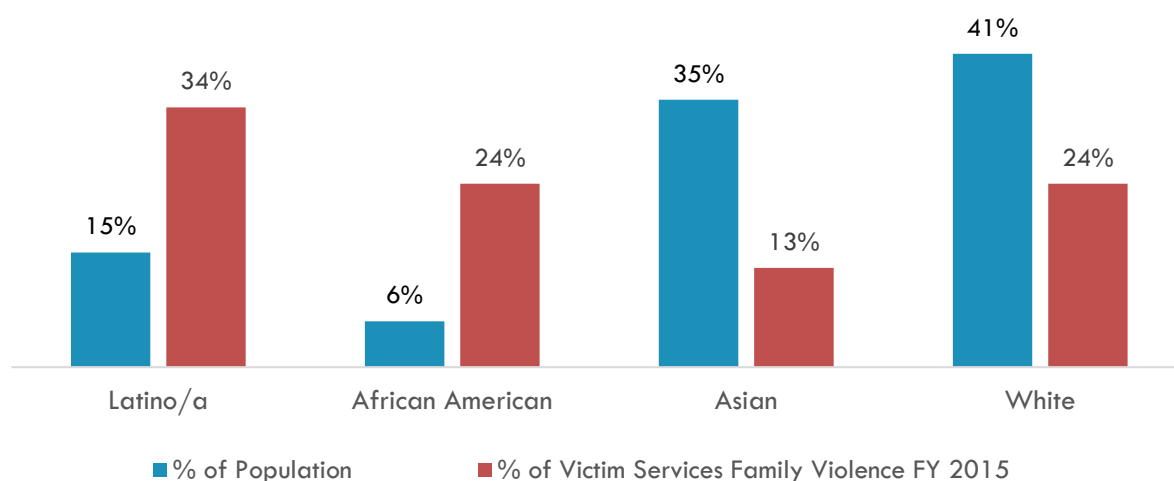
During FY 2015, the number of family violence cases at Victims Services increased by 5 percent. The greatest increase was in the number of cases for children witnessing domestic violence, which increased 41 percent.

District Attorney Victim Services Division
Family Violence Statistics
FY 2012-2015

	FY 2012	FY 2013	FY 2014	FY 2015
Domestic Violence	1,137	990	1,136	1,179
Child Witness Domestic Violence	183	139	170	240
Child Abuse	339	270	289 ³⁵	316
Elder Abuse	248	205	258	205
Total	1,907	1,604	1,853	1,940

Latino/a victims make up the largest racial/ethnic group of Victim Services clients – comprising 34 percent of the persons seen at Victim Services, even though they are only 15 percent of the population in San Francisco. African Americans also comprise a much higher percentage of Victim Services clients than they do in the general population. Twenty-four percent of Victim Services clients are African American, while just 6 percent of the population in San Francisco is African American.

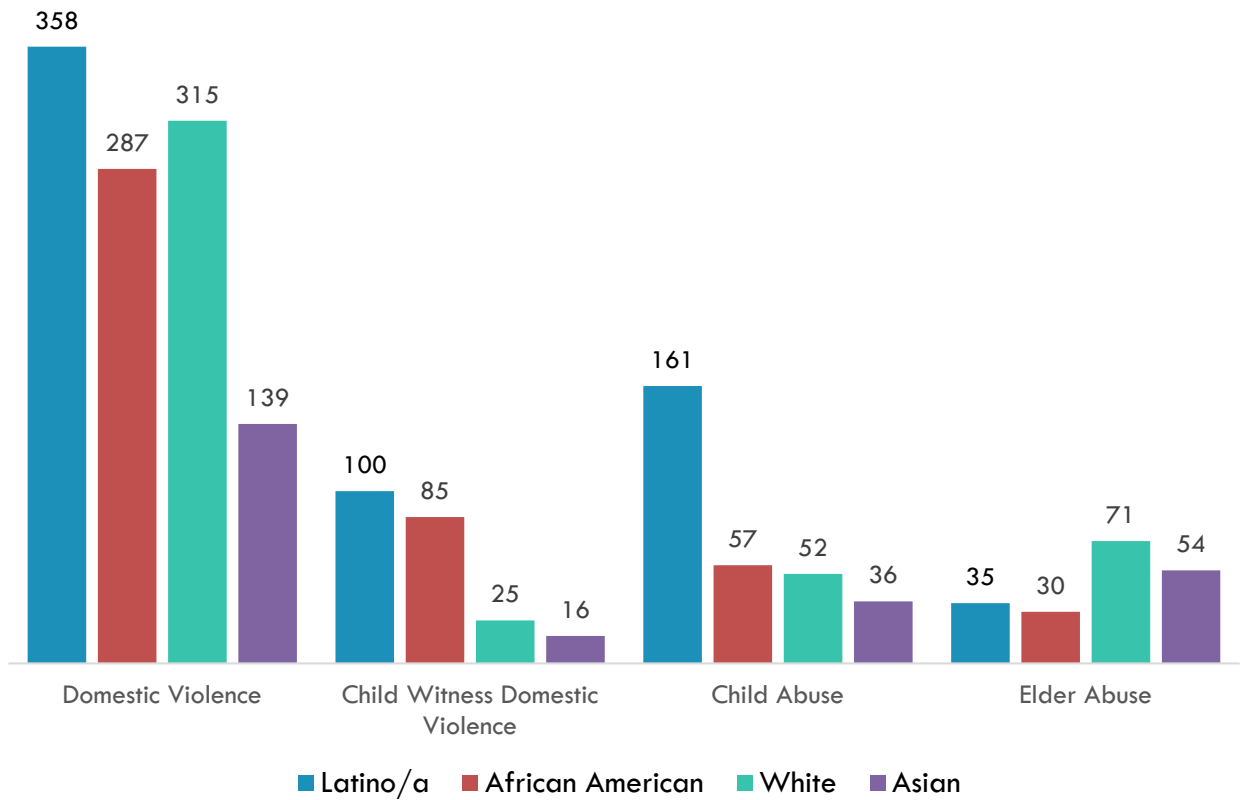
District Attorney Victim Services Division
Comparison of San Francisco City and County General
Population Race/Ethnicity and Victim Services Clients
FY 2015



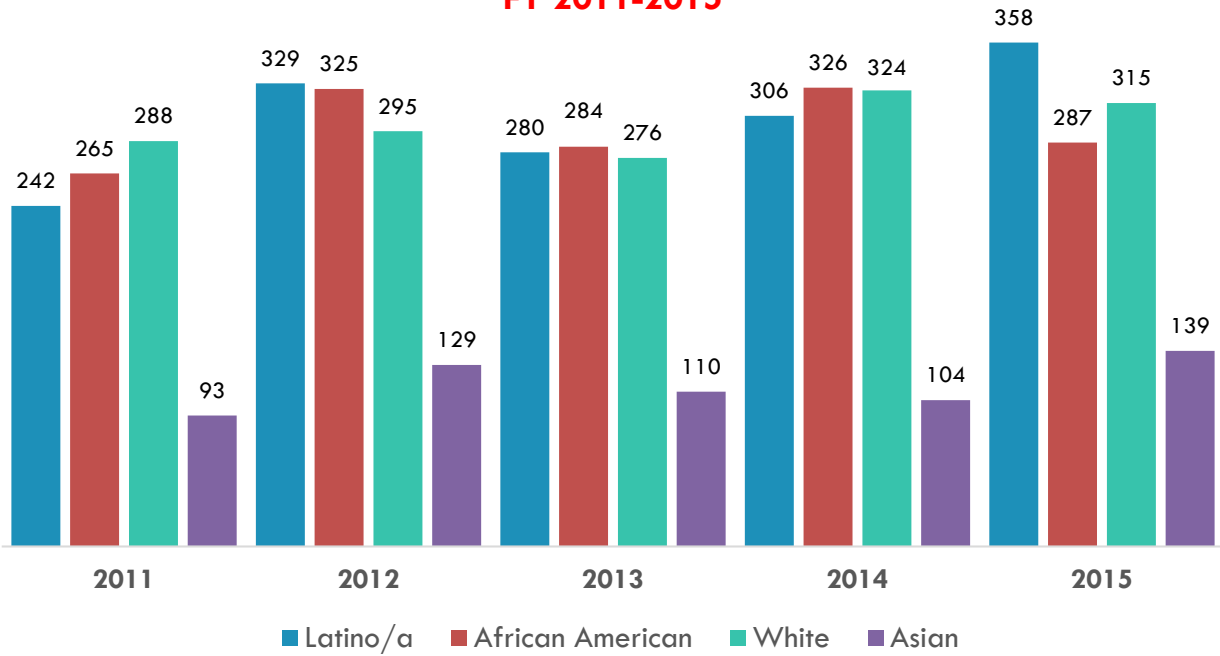
Latinas, African-Americans and Whites make up the majority of victims of domestic violence and child abuse, while whites and Asians comprise the majority of elder abuse victims.

³⁵ Victim Services Child Abuse statistics does not include minor victims of human trafficking before FY 2013-2014.

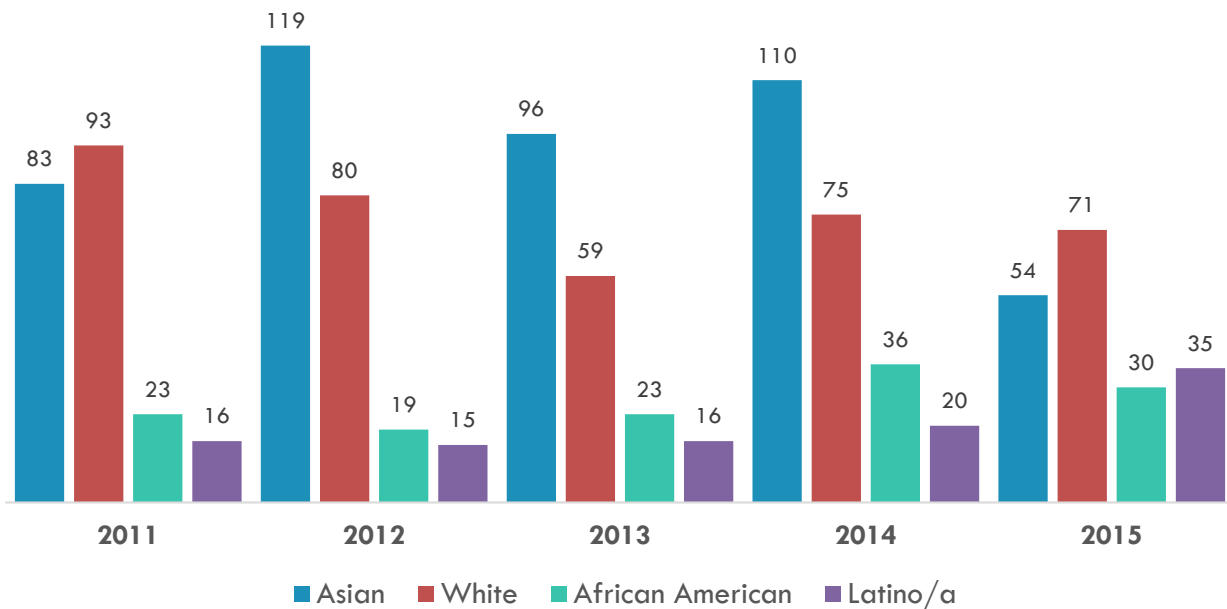
**District Attorney Victim Services Division
Number of Family Violence Cases by Race/Ethnicity
and Type of Violence
FY 2015**



**District Attorney's Victim Services Division
Domestic Violence Cases by Race/Ethnicity
FY 2011-2015**



**District Attorney Victim Services Division
Elder Abuse Cases by Race/Ethnicity
FY 2011-2015**



District Attorney Victim Services Division
Family Violence Statistics by Race and Type of Violence
FY 2015

Race	Domestic Violence	Child Witness DV	Child Abuse	Elder Abuse	Total	%Δ from FY 2014
Latina/o	358	100	161	35	654	+31%
African American	287	85	57	30	459	-7%
White	315	25	52	71	463	0
Asian	139	16	36	54	245	-3%
Indian/ South Asian	10	1	0	0	11	+9%
Filipino	8	1	0	4	13	+18%*
Cambodian	9	0	0	0	9	+50%*
Other	7	2	2	1	12	-50%*
Unknown	46	10	7	10	73	-22%
Total	1179	240	315	205	1939	+5%

*These samples are so small, that variations of just a few persons can result in large percentage changes.

DOMESTIC VIOLENCE CONSORTIUM

The San Francisco Domestic Violence Consortium (DVC) is comprised of 17 member-agencies and scores of allied organizations, City departments and individuals, all of whom are dedicated to ending domestic violence in San Francisco and beyond. Domestic Violence Consortium members' services include shelter, crisis lines, counseling, training, non-residential programs, legal services and intervention classes. The Domestic Violence Consortium works to end domestic violence by amplifying the voices of advocates, community-based attorneys and survivors, to have a positive effect on the allocation of resources, public policy and systems change. Emerging from the movement to end violence against women, the Domestic Violence Consortium is dedicated to eliminating domestic violence and ensuring the basic rights of safety, self-determination and well-being to victims and survivors of domestic violence and their children.

Domestic Violence Consortium efforts are enhanced and accomplished by some of the following activities:

- * Monthly convening of the domestic violence advocacy community;
- * Ongoing Court Watches on domestic violence-related homicides and other cases of interest to the domestic violence community;
- * Helping to organize service providers to speak with a united voice at City Hall;
- * Participating in the Language Access Working Group with the Police Department, Office of Citizen Complaints, and other community based organizations;
- * Participating in the Domestic Violence Workgroup with Human Services Agency;
- * Partnering with the Adult Probation Department to assist with auditing Batterer Intervention Programs (BIPs);
- * Working with local media to help understand the complexities of domestic violence.

Some of the Domestic Violence Consortium's highlights in 2015 include:

- * Helped to establish community based organization- led Language Access trainings at the Police Department Academy;
- * Led a continued Court Watch presence in over 10 on-going cases & trials involving domestic violence-related homicides and serious injuries;
- * Successfully worked with the community to secure a 10 percent funding increase for the VAW (Violence Against Women) service providers;
- * Worked with the Human Services Agency, the Shelter Monitoring Committee, and Supervisor Katy Tang to revamp the Imminent Danger policy for San Francisco's homeless family shelters;
- * Co-Chaired Adult Probation's new Victim Restitution Workgroup and assisted with ongoing training and support of the new Restitution Specialists;
- * Enhanced the understanding and more in-depth coverage of domestic violence by journalists covering business, technology and sports.

The San Francisco Domestic Violence Consortium is honored to serve as a tri-chair and one of the founding members of the San Francisco Family Violence Council.

DOMESTIC VIOLENCE PREVENTION & SUPPORT SERVICES

Violence Against Women Grants Program

Survivors of domestic violence often need significant support and resources to heal and rebuild a safer, healthier life. Leaving an abusive relationship can be one of the most dangerous times, and San Francisco's network of supportive services play a key role in helping protect these victims. Survivors, friends, and neighbors called the community crisis hotlines two and a half times as often as they called 911 in FY 2015. Through the Violence Against Women Prevention and Intervention (VAW) Grants Program, the Department on the Status of Women (DOSW) distributes City funding to community agencies and collects statistics regarding the services provided.³⁶ In FY 2015, San Francisco increased funding for the Violence Against Women Grants Program by 10** percent.

The Department on the Status of Women funded 24 agencies and 33 programs in FY 2015. These community programs provide advocacy, case management, counseling, crisis intervention, education, and legal services, among others. They provided a combined total of 31,297 hours of supportive services to an estimated 24,418 victims of violence against women.³⁷ The same client may receive services from more than one agency, so these are not unduplicated counts.

There was a 21 percent increase in reported hours of supportive services in FY 2015, and a 75 percent increase in the number of individuals served. However, individuals provided shelter decreased in all categories: 20 percent fewer individuals were provided emergency shelter and 79 percent fewer were provided transitional shelter. This is not for lack of need, as turn away rates are still at 19 percent for emergency shelter and 49 percent for transitional shelter.

DOSW Funded Supportive Services³⁸

FY 2012-2015

	FY 2012	FY 2013	FY 2014	FY 2015
Hours of Supportive Services	35,541	39,116	25,967	31,297
Total Clients Served³⁹	N/A ⁴⁰	N/A	13,944	24,418

³⁶ Several other City departments, including the Department of Children, Youth, and Their Families, the Mayor's Office of Housing and Community Development, and the Human Services Agency, also support certain services provided by San Francisco's domestic violence programs. The numbers reported here only reflect the agencies funded in part by the Department on the Status of Women.

³⁷ This figure includes solely VAW grant-funded services.

³⁸ The following table represents service hours and clients only for the 33 programs funded by the VAW Grants Program. They do not represent the entirety of services offered by the agencies.

³⁹ These clients may be duplicated, as there is no way to track whether more than one agency is serving the same client.

⁴⁰ The Department on the Status of Women did not track total clients served for VAW programs before FY 2013-2014. Values for FY 2011-2012 and FY 2012-2013 are incomparable to FY 2013-2014 because all individuals served were tracked together, including clients and non-clients, such as service providers seeking technical assistance or training from a Partner Agency.

Core Services

The following data represent statistics from eight VAW Grants partner agencies that provide three core services: emergency shelter, transitional or permanent supportive housing, a crisis line, or a combination of these services. The agencies represented include:

	Emergency shelter	Transitional housing	Crisis line	Permanent housing
Asian Women's Shelter	X		X	
Gum Moon Women's Residence		X		
Riley Center, Saint Vincent De Paul Society	X	X	X	
Dream House, Jewish Children and Family Services		X		
La Casa de las Madres	X		X	
Mary Elizabeth Inn				X
San Francisco Women Against Rape (SFWAR)			X	
WOMAN, Inc.			X	

The data presented represent services that reach adults and children who are survivors of violence. All agencies do not track data in exactly the same manner. For example, some shelters track individuals served or turn-aways by families, while others count women and children individually. Supportive services include direct services such as counseling, case management, legal and medical advocacy, and employment assistance, as well as prevention activities and training for providers, volunteers, and residents. Data for agencies providing these three core services represent the totality of program services provided by these eight partner agencies, rather than just services funded through VAW Grants.

Emergency Shelter

Emergency shelter statistics were gathered from Asian Women's Shelter, Riley Center, and La Casa de las Madres. These shelters provided 16,544 bed nights and supportive services to 449 women and children, including transgender survivors. Unfortunately, during the same time period, 2,118 individuals or families were turned away from shelters due to a lack of space. Individuals served decreased by 20 percent.

Transitional and Permanent Housing

The VAW Grants Program also partners with three transitional housing programs and one permanent supportive housing program. Statistics were gathered from Gum Moon Women's Residence, Dream House, Riley Center, and the Mary Elizabeth Inn. In FY 2015, these four agencies provided a total of 15,809 bed nights and delivered support services to 78 women and children. This marked a significant decrease of 79 percent in individuals served. The previous year showed a spike in 53 percent increase in persons served, so FY 2014 may have been an anomaly. There were 134 individuals turned away from these supportive housing programs due to a lack of space.

Crisis Lines

Crisis line statistics were gathered from WOMAN, Inc.; SFWAR; La Casa de las Madres; Riley Center; and Asian Women's Shelter. In FY 2015, these five agencies received a total of 21,386 crisis calls, demonstrating the crucial need for this simple and confidential way for victims of violence to reach out for help. WOMAN, Inc. had the highest call volume at 10,964 calls in fiscal year 2015. Even with the tremendous volume of calls, it is important to recognize that victims of abuse may use other access points for services not specific to domestic violence and that some victims may never access any services at all.

DOSW Selected Partner Agency Statistics – All Program Services

FY 2013-2015

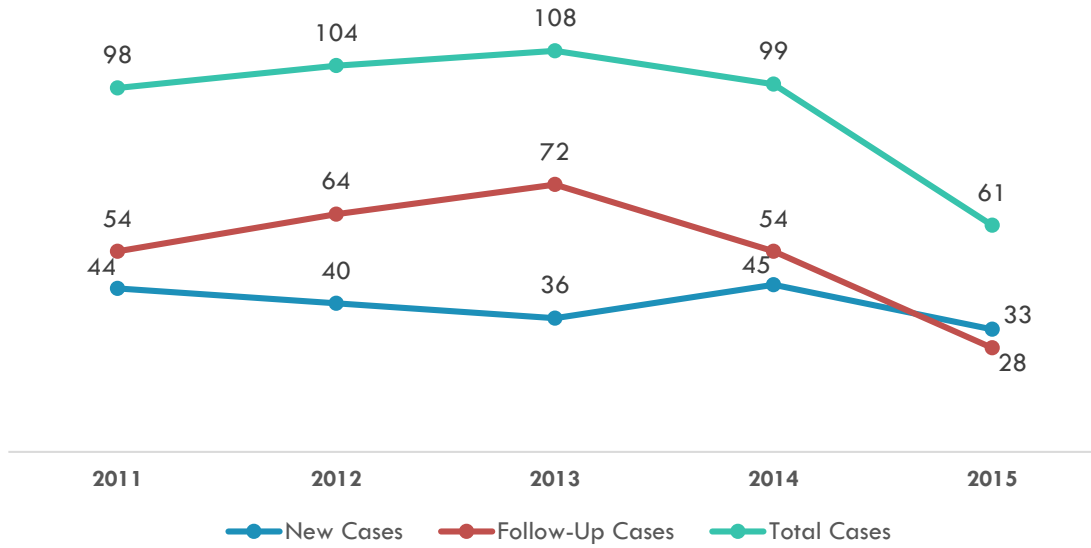
	FY 2013	FY 2014	FY 2015	%Δ from 2014
Emergency Shelter				
Shelter Bed Nights	19,352	19,145	16,544	-14%
Individuals Served	500	540	449	-20%
Turn-aways	3,245	2,602	2,118	-19%
Transitional & Permanent Housing				
Housing Bed Nights	31,685	17,925	15,809	-12%
Individuals Served	170	364	78	-79%
Turn-aways	823	261	134	-49%
Crisis Lines				
Crisis Line Calls	24,461	23,796	21,386	-10%

ELDER ABUSE PREVENTION & SUPPORT SERVICES

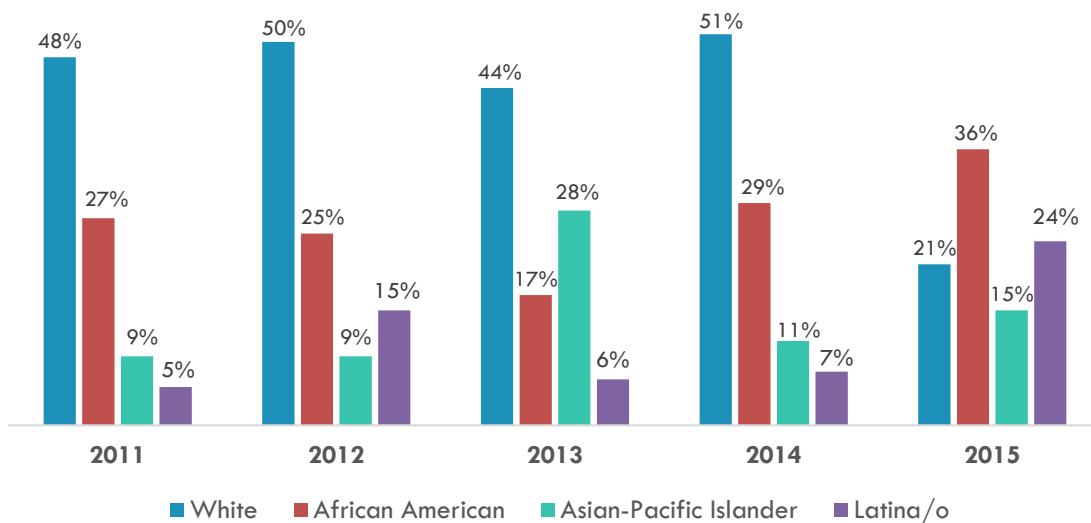
The San Francisco Elder Abuse Forensic Center (SFEAFC) is a public/private partnership between the non-profit Institute on Aging and the following City and County of San Francisco Agencies: Department of Aging and Adult Services (Adult Protective Services and the Public Guardian), District Attorney's Office, City Attorney's Office, and the San Francisco Police Department. The mission of SFEAFC is to prevent and combat the abuse, neglect and exploitation of elders and dependent adults in San Francisco through improved collaboration and a coordination of professionals within the elder abuse network. The data from SFEAFC represents a subset of APS cases. A formal referral process is utilized based upon the relative complexity of each case and/or the need for specialized consultation. The Institute on Aging is one of the San Francisco Family Violence Council tri-chairs and co-chairs its Elder Justice Subcommittee.

In FY 2015, there were 33 new cases and 28 follow-up cases presented at the SFEAFC during 20 meetings. Demographic data on gender, age, race/ethnicity and zip code were identified in addition to categories of types of abuse. The average age of elder abuse victims was 76 and the median age was 78, a slight age decrease from an average of 77 and median of 79 in FY 2014. The gender distribution indicated that 58 percent of victims were female and 42 percent were male. African Americans (36 percent) and Latina/o (24 percent) present the highest rates of abuse within the case population. This differs from the elder abuse caseload at District Attorney Victim Services, where the majority of cases are White (36 percent) and Asian (28 percent). It should be noted that multiple types of abuse are often found within a given case, so the numbers in the chart for types of abuse represent each instance of abuse and not number of victims. Prevalence data indicates that financial abuse (other), with 17 cases, is the most represented type of abuse. The second most represented type is self-neglect at 10 cases. The cases were fairly evenly distributed throughout San Francisco, except for a slightly higher cluster occurring in the neighborhoods of the Mission District (94110) and Western Addition/Lower Pacific Heights (94115).

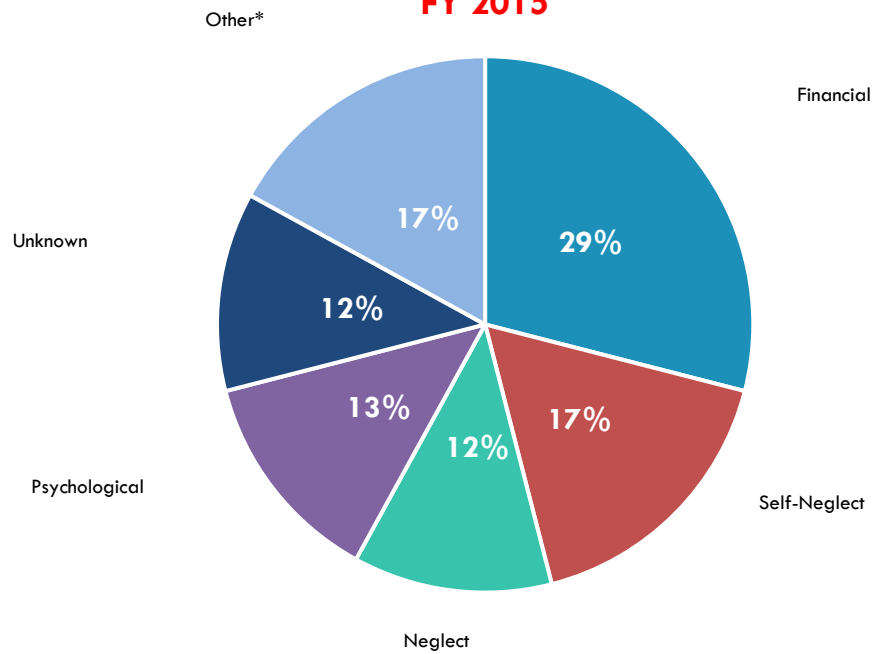
Elder Abuse Forensic Center Case Statistics FY 2011-2015



Elder Abuse Forensic Center New Cases: Statistics by Race/Ethnicity FY 2011-2015

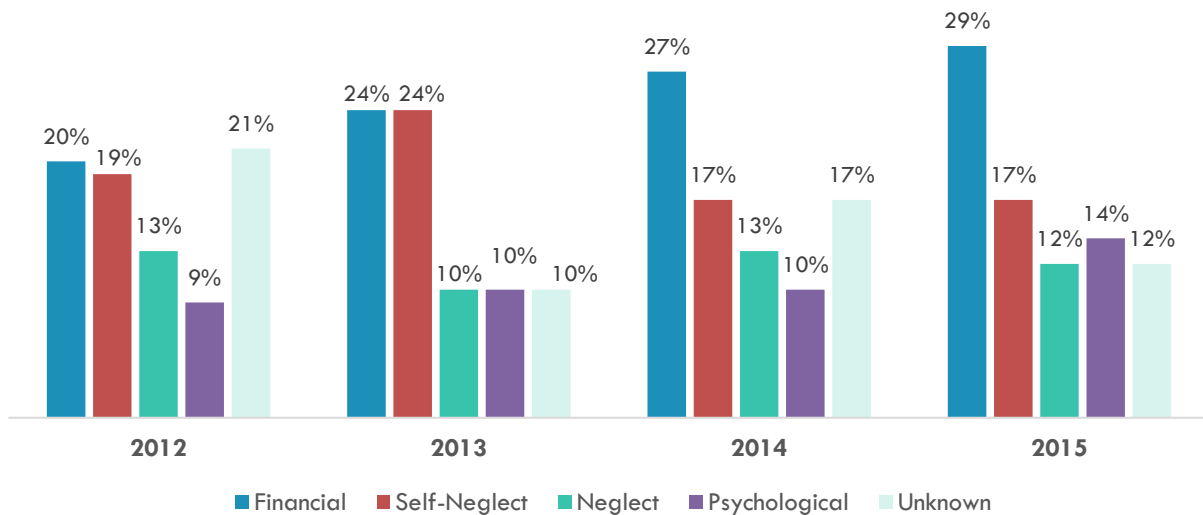


Elder Abuse Forensic Center New Cases: Statistics by Elder Abuse Category FY 2015



*Other contains the categories Physical-Assault/Battery (5%), Financial/Real Estate (2%), Isolation (5%), Sexual (2%), Abandonment (2%), Physical-Restraint (2%) and Abduction (0)

Elder Abuse Forensic Center New Cases: Statistics by Elder Abuse Category FY 2012-2015



Not pictured are categories that comprised 2-7% each: Physical-Assault/Battery, Financial-Real Estate, Isolation, Sexual, Abandonment, Abduction, and Physical-Restraint

*Elder Abuse Forensic Center
Case Statistics
FY 2013-2015*

	FY 2013	FY 2014	FY 2015
New Cases	36	45	33
Follow-Up Cases	72	54	28
Total Cases	108	99	61
# of Meetings	19	24	20

*Elder Abuse Forensic Center
Client Demographic Statistics
FY 2013-2015*

	FY 2013	FY 2014	FY 2015
# of Females	22	29	19
# of Males	14	16	14
Average Age	74	77	76
Median Age	77	79	78

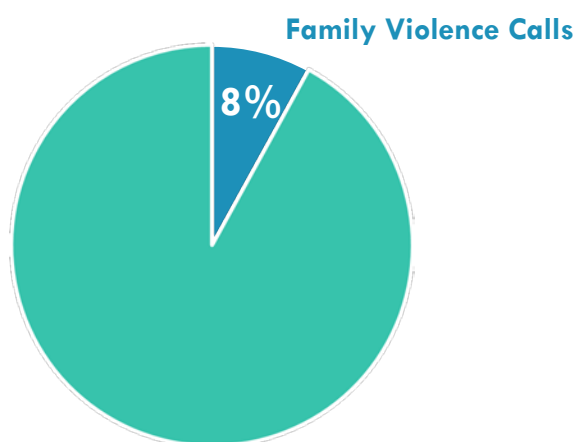
*Elder Abuse Forensic Center
New Cases: Statistics by Elder Abuse Category
FY 2013-15*

	FY 2013	FY 2014	FY 2015
Financial - Other	16	26	17
Self-Neglect	16	16	10
Neglect	7	12	7
Psychological	7	10	8
Physical - Assault/Battery	3	6	3
Financial - Real Estate	3	3	1
Isolation	1	3	3
Sexual	2	1	1
Abandonment	1	1	1
Abduction	1	1	0
Physical - Restraint	0	1	1
Other/Unknown	10	16	7
Total	67	96	59

EMERGENCY MANAGEMENT

The San Francisco Department of Emergency Management houses the Division of Emergency Communications, which on average receives over 3,000 calls every day.⁴¹ Department of Emergency Management dispatchers use scripts to determine which of the 35 family violence-related call codes to assign each 911 call. A preliminary question asks callers the identity of and relationship to the perpetrator, and if the caller indicates a spouse or partner is involved, the dispatcher uses one of the 14 domestic violence call codes.

**Department of Emergency Management
Percent of Violent Crime Calls That Are
Family Violence Calls
FY 2015**



**Department of Emergency Management
Family Violence: Percentage of 911 Violent Crime Calls**

	2014	2015
Family Violence Calls	8,602	8,925
All Violent Crime Calls*	100,428	109,595
Family Violence	9%	8%

**All Violent Crime Calls—Includes the following codes: 211 (Robbery), 212 (Strong-arm Robbery), 213 (Purse Snatch), 219 (Stabbing), 221 (Armed Assailant – Gun), 222 (Armed Assailant – Knife), 240 (Assault/Battery), 245 (Aggravated Assault), 261 (Rape/Sexual Assault), 418 (Fight or Dispute – No Weapons Used), 419 (Fight or Dispute

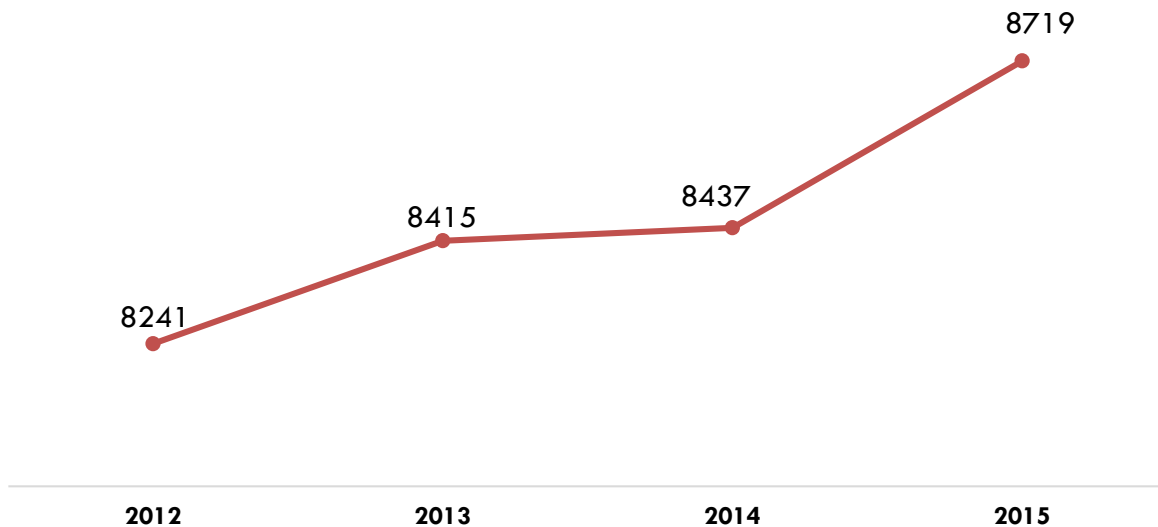
⁴¹ San Francisco Department of Emergency Management Annual Report Fiscal Year 2013-2014. Retrieved March 10, 2016 from <http://sfdem.org/annual-report-0>

– Weapons Used), 487 (Grand Theft), 488 (Petty Theft), 594 (Malicious Mischief/Vandalism), 602 (Break-In), 646 (Stalking), 650 (Threats)

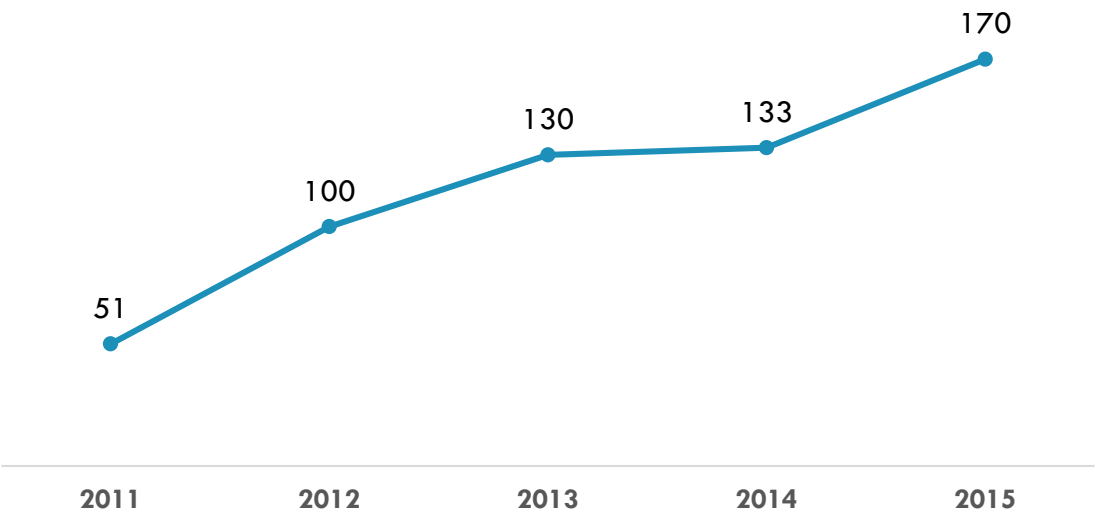
If the caller indicates a family member or caregiver of a child, an elder, or a dependent adult is involved, the dispatcher uses one of the 18 elder abuse or 3 child abuse call codes. Dispatchers ask additional questions to clarify the type of family violence incident that is happening and determine which specific code to assign to the call.

The Department of Emergency Management models partnerships with community based agencies by inviting domestic violence service providers to train dispatch staff on domestic violence.

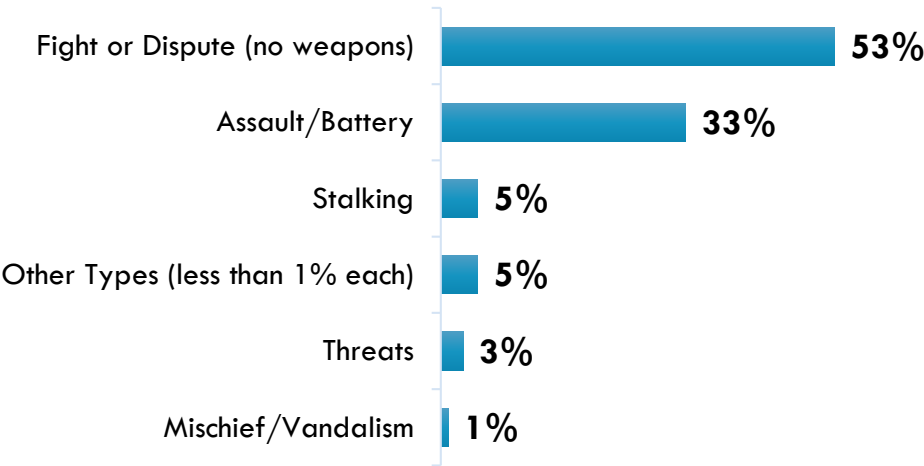
**Department of Emergency Management
Total Domestic Violence and Stalking
911 Calls
FY 2012-2015**



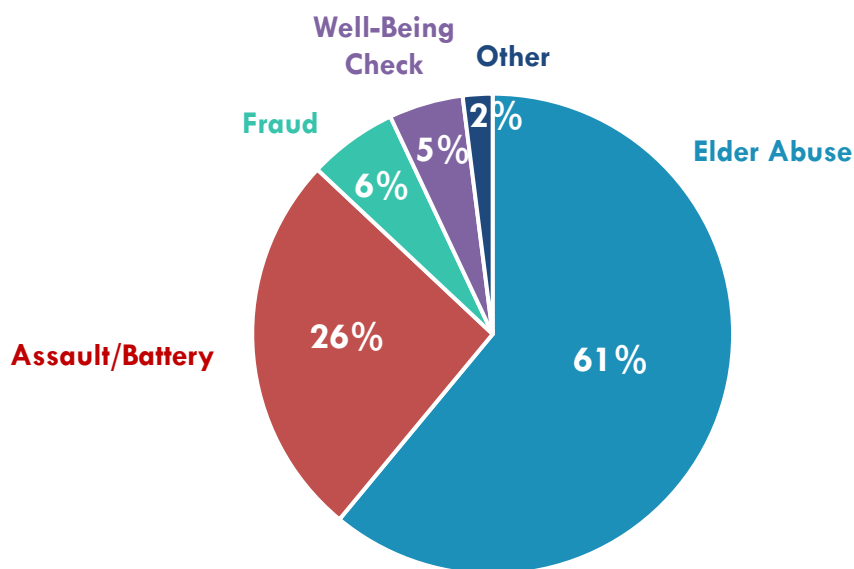
Department of Emergency Management
Total Elder Abuse 911 Calls
FY 2011-2015



Department of Emergency Management
Domestic Violence and Stalking 911 Calls by Type
FY 2015



Department of Emergency Management
Elder Abuse 911 Calls by Type
FY 2015⁴²



Department of Emergency Management
911 Child Abuse Calls by Type⁴³
FY 2013-2015

Call Type	Description	FY 2013	FY 2014	FY 2015
240CA	Assault/Battery (Includes Unwanted Physical Contact)	29	22	32
910CA	Well-Being Check	4	10	4
245CA	Aggravated Assault (Severe Injuries or Objects Used to Injure)	0	0	0
	Total Child Abuse Calls	33	32	36

⁴² Most elder abuse calls are received by Adult Protective Services.

⁴³ Most child abuse cases are reported to Child Protective Services.

Department of Emergency Management
911 Domestic Violence & Stalking Calls by Type
FY 2013-2015

Call Type	Description	FY 2013	FY 2014	FY 2015
418DV	Fight or Dispute – No Weapons Used	4,370	4,512	4,699
240DV	Assault/Battery (Includes Unwanted Physical Contact)	2,826	2,821	2,878
646	Stalking	436	376	460
650DV	Threats (Written, Verbal, or Recorded)	272	280	244
594DV	Malicious Mischief/Vandalism (Property Damage Only)	106	93	99
602DV	Break-In	63	83	57
245DV	Aggravated Assault (Severe Injuries or Objects Used to Injure)	109	81	77
222DV	Armed Assailant – Knife	70	52	46
416DV	Civil Standby (Officer Takes a Person to Retrieve Belongings)	41	51	41
646DV	Domestic Violence Stalking	58	36	40
419DV	Fight or Dispute – Weapons Used	25	20	41
219DV	Stabbing	10	13	13
221DV	Armed Assailant – Gun	19	13	15
910DV	Well-Being Check (Often at the Request of Another Individual)	10	5	9
100DV	Alarm (Given to a Victim to Alert 911)	0	1	0
	Total Domestic Violence & Stalking Calls	8,415	8,437	8,719

Department of Emergency Management
911 Elder Abuse Calls by Type
FY 2013-2015

Call Type	Description	FY 2013	FY 2014	FY 2015
368EA	Elder Abuse	55	61	104
240EA	Assault/Battery (Includes Unwanted Physical Contact)	36	27	44
470EA	Fraud	17	17	11
910EA	Well-Being Check	10	16	8
650EA	Threats	4	6	3
488EA	Petty Theft	4	3	0
418EA	Fight or Dispute – No Weapons Used	4	3	0
212EA	Strong-Arm Robbery	0	0	0
245EA	Aggravated Assault (Severe Injuries or Objects Used to Injure)	0	0	0
	Elder Abuse Calls Total	130	133	170

Department of Emergency Management
District Unit Responses to 911 Family Violence Calls
FY 2013-2015

District	FY 2013	FY 2014 ⁴⁴	FY 2015 ⁴⁴
Bayview	1,191	1,311	1,338
Ingleside	1,277	1,187	1,312
Southern	1,046	1,068	1,150
Mission	1,098	1,027	1,102
Northern	1,040	1,055	1,044
Taraval	824	797	744
Central	619	583	685
Tenderloin	589	627	622
Park	430	521	489
Richmond	401	369	402
Daly City ⁴⁵	20	24	11
Total	8,337	8,569	8,899⁴⁶

The Bayview neighborhood generates the most family violence calls to 911. In 2015, the Department on the Status of Women, the Police Department, the District Attorney's Office, and several community based organizations received federal funding to implement increased screening and follow up for high risk domestic violence cases in the Bayview.

⁴⁴ Statistics for FY 2014-2015 include Family Violence codes (DV, CA, EA) and Stalking (646).

⁴⁵ Dispatchers may refer a call to Daly City if an incident occurs on or over the City's southern boundary, or if a suspect is known to have traveled into Daly City.

⁴⁶ Computer Aided Dispatch entries (911 calls) never match one for one with dispatched sector cars, because calls are cancelled, merged, or responded to beyond the county line such as Daly City or South San Francisco, because the crime occurred in San Francisco, but the person does not live in our City or went to a hospital outside the county.

HUMAN SERVICES AGENCY: CALWORKS

DOMESTIC VIOLENCE ADVOCATES

The Department of Human Services under the aegis of the San Francisco Human Services Agency (SF-HSA) administers the California Work Opportunity and Responsibility to Kids (CalWORKs) program to low income households with children.

The CalWORKs program provides time limited cash assistance to families with children, nutritional assistance through CalFresh, and Health Insurance coverage through Medi-Cal, with an increased emphasis on moving clients from welfare to work through employment services. In preparing the work eligible adults to be gainfully employed or assisting them to acquire the skills needed to be employed, the County provides services that help them overcome significant barriers to employment, such as drug addiction, alcoholism, mental health issues, and domestic violence.

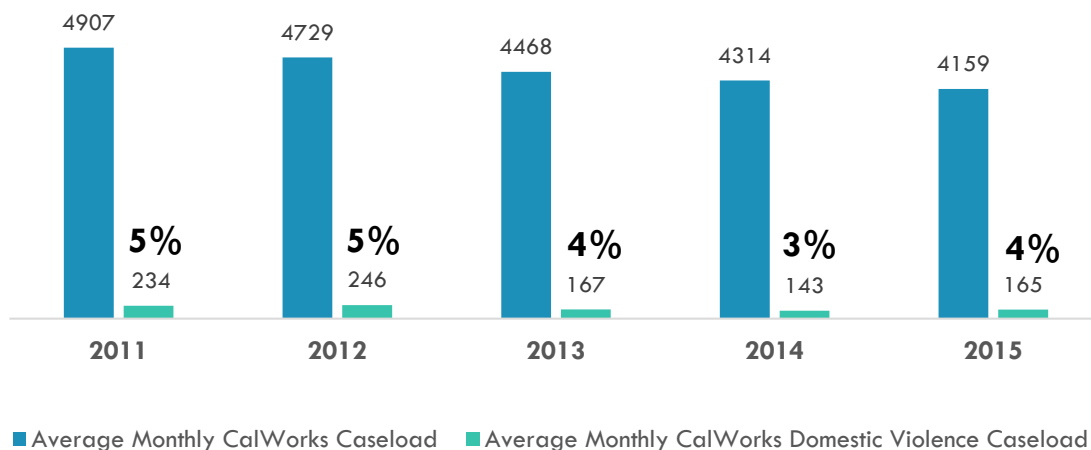
The San Francisco Human Services Agency has partnered with the nonprofit Homeless Prenatal Program, a community service provider, to provide domestic violence services. The Homeless Prenatal Program provides supportive services such as counseling and case management services to enable survivors to achieve safety, self-sufficiency and independence. The domestic violence advocates are available at the San Francisco Human Services Agency offices as well as at the Homeless Prenatal Program premises.

San Francisco's CalWORKs caseload has decreased slightly over the past few years. In FY 2015, the caseload averaged 4,159 cases per month. The average monthly number of households in which clients received domestic violence case management and counseling services was 165, and accounts for 4 percent of the overall CalWORKs caseload, a percentage that has remained roughly stable over the past three years.

CalWORKs: Domestic Violence Advocate Caseloads *FY 2013-2015*

	FY 2013	FY 2014	FY 2015
Average Monthly CalWORKs Caseload	4,468	4,314	4,159
Average Monthly Domestic Violence Advocate Caseload	167	143	165
Clients Receiving Domestic Violence Services	4%	3%	4%

CalWORKs Caseloads and Percentage Receiving Domestic Violence Services FY 2011-2015



Between fiscal years 2011 and 2015, while overall CalWORKs caseloads have gradually declined, average domestic violence caseloads have remained between 3-5% of total caseloads. Between FY 2014 and 2015, average domestic violence caseloads increased by 22 cases, or 15%. CalWORKs attributes this recent increase to advocacy efforts on the part of county CalWORKs staff spreading awareness to clients about what constitutes domestic violence.

HUMAN SERVICES AGENCY:

FAMILY & CHILDREN'S SERVICES

San Francisco Family and Children's Services, also known as Child Protective Services (CPS), is a division of the Department of Human Services within the Human Services Agency that protects children from abuse and neglect, and works in partnership with community-based service providers to support families in raising children in safe, nurturing homes. Whenever possible, Family and Children's Services helps families stay together by providing a range of services from prevention through aftercare, keeping children safe with their families or with families who can provide permanency.

Differential Response

Family and Children's Services uses a method called "differential response" to respond to allegations of abuse. Based on information received during a hotline call or referral, Family and Children's Services social workers assess the evidence of neglect or abuse. If there is insufficient evidence to suspect neglect or abuse, the case is "evaluated out of the system" and the family may be referred to voluntary services in the community. If there appears to be sufficient evidence of abuse or neglect, Family and Children's Services opens the case and conducts further assessment and investigation. Under this differential response model, the social worker taking the hotline referral determines the initial response path for all referrals.

Referrals and Substantiations

In 2015, child abuse referrals in San Francisco increased by 8 percent over the prior year, back to numbers similar to 2013, but a smaller percentage of cases were substantiated (14%) than in 2014.⁴⁷

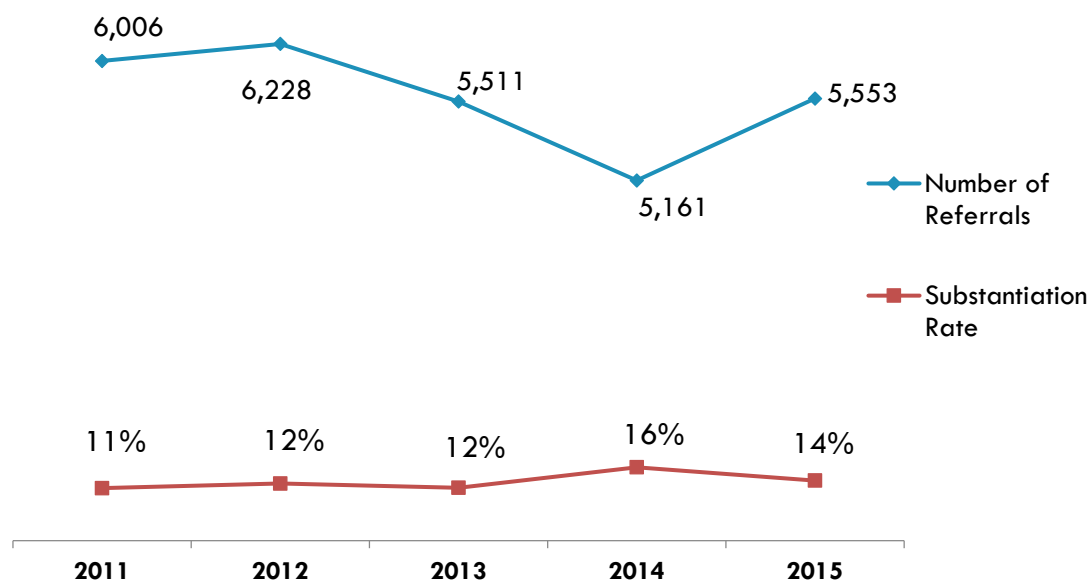
Family and Children's Services
Child Abuse Referrals and Substantiations
CY 2012-2015⁴⁸

	2013	2014	2015	%Δ from 2014
Total Children Referred	5,511	5,161	5,553	8%
Number of Children with Substantiated Allegation	661	812	754	-11%
Percent of Children with Substantiated Allegation	12%	16%	14%	-13%

⁴⁷ 2014 data in this report that is different from data in the *5th Annual Family Violence Council Report for FY 2014* is due to updated data provided by Family and Children's Services.

⁴⁸Data source: California Child Welfare Project (CCWIP) http://cssr.berkeley.edu/ucb_childwelfare/.

Family and Children's Services Child Abuse Referrals & Substantiation Rate CY 2011-2015



Allegation Types and Findings

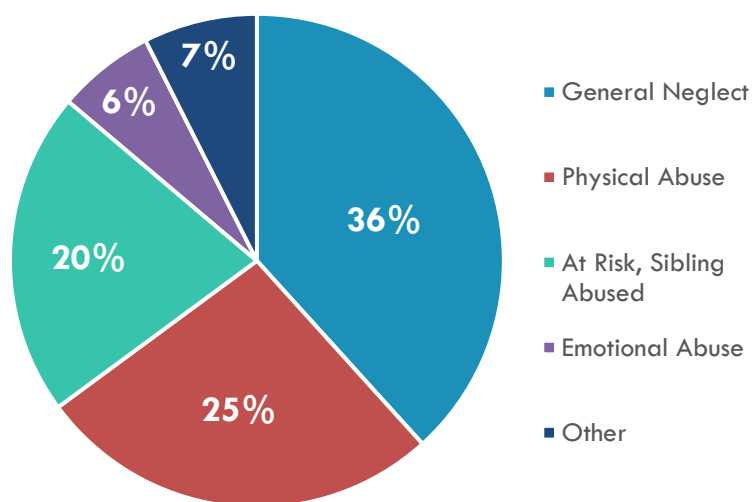
Although the number of referrals has increased slightly, allegation prevalence breakdown for CY 2015 was similar to data from CY 2014. CY 2015 saw a slightly higher percent physical abuse (+5 percent) and sexual abuse (+3 percent) and slightly lower percentage for emotional abuse (–5 percent) allegations. California Child Welfare Indicators Project (CCWIP) only counts one allegation per child referred. This means that if a child has multiple allegations, only one of those allegations will be counted in this table.

Consistent with the past year, the allegation most often substantiated in 2015, with 435 allegations investigated and found to meet the legal standards of maltreatment, was general neglect. This allegation often involves parents not providing basic care, attending to the child's medical needs, or providing enough food. In a change from 2014, the second highest, with 94 substantiations, was physical abuse.

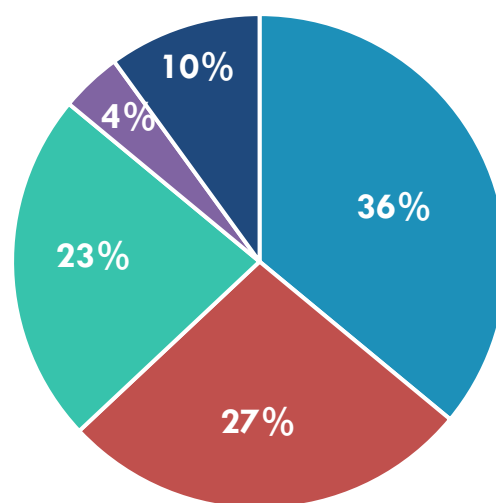
Family and Children's Services
*Child Abuse Referrals by Allegation Type*⁴⁹
CY 2014-2015

Allegation Type	2014	2015
General Neglect	1,882	1,993
Physical Abuse	1,298	1,498
At Risk, Sibling Abused	1,044	1,283
Emotional Abuse	323	204
Sexual Abuse	396	393
Caretaker Absence/Incapacity	178	97
Severe Neglect	38	76
Exploitation	2	9
Total	5,161	5,553

Family and Children's Services
Child Abuse Referrals by Allegation Type
CY 2014



Family and Children's Services
Child Abuse Referrals by Allegation Type
CY 2015



⁴⁹ In this chart, each child is counted only once, in category of highest severity. California Child Welfare Indicators Project (CCWIP) only counts one allegation per child referred. This means that if a child has multiple allegations, only one of those allegations will be counted in this table.

Family and Children's Services
Dispositions by Allegation Type
CY 2015

Allegation Type	Substantiated	Inconclusive	Unfounded/ Screened Out	Not Yet Determined	Total Referrals	%Δ from FY 2014
General Neglect	435	140	1,414	4	1,993	6%
Physical Abuse	94	143	1,258	3	1,498	15%
At Risk, Sibling Abused	89	71	1,121	2	1,283	23%
Emotional Abuse	20	26	158	.	204	-37%
Sexual Abuse	26	23	343	1	393	-1%
Caretaker Absence/ Incapacity	48	4	45	.	97	-45%
Severe Neglect	42	7	27	.	76	100%
Exploitation	.	.	9	.	9	350%
Total	754	414	4,375	10	5,553	8%

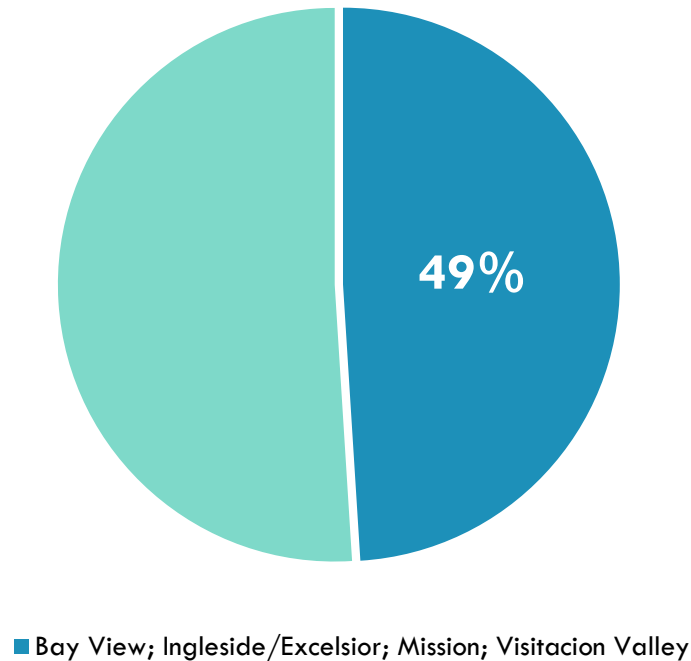
Family and Children's Services
Child Abuse Allegation Incidence Rate in San Francisco
CY 2012-2015

	2012	2013	2014	2015
Child Population	116,074	113,400	111,188	118,144
Children with Allegations	6,239	5,516	5,161	5,553
Incidence per 1,000 Children	53.8	48.6	46	47

Maltreatment Allegations and Incidence Rates by ZIP Code CY 2015

The neighborhoods with the highest number of allegations were Bayview Hunter's Point (94124) with 1,019, Ingleside/Excelsior (94112) with 568, Mission (94110) with 435, and Visitacion Valley (94134) with 532 allegations. These four zip codes accounted for 49 percent, virtually half of all child abuse allegations in San Francisco. Treasure Island, the Bayview, and Hayes Valley/Tenderloin ZIP codes had the highest rates of incidence per 1,000 children.⁵⁰

Family and Children's Services Child Abuse Allegations by Neighborhood CY 2015



⁵⁰ 14 percent were not geocoded.

Family and Children's Services
Child Abuse Allegations and Incidence by ZIP Code
CY 2015

ZIP Code	Neighborhood	Child Population	Children with Allegations	Incidence per 1,000 Children
94124	Bayview	8,512	1,019	119.7
94112	Ingleside/ Excelsior	14,808	568	38.4
94110	Mission	10,949	435	39.7
94134	Visitacion Valley	8,404	532	63.3
94115	Pac Heights/Western Addition/Japantown	4,224	202	47.8
94102	Hayes Valley/Tenderloin	2,943	267	90.7
94107	Potrero Hill	3,565	180	50.5
94103	SOMA	2,766	174	62.9
94109	Nob Hill/Russian Hill	3,939	145	36.8
94132	Lake Merced	4,282	157	36.7
94133	North Beach/Fisherman's Wharf	2,815	108	38.4
94117	Haight/Cole Valley	4,320	110	25.5
94130	Treasure Island	579	105	181.3
94127	West Portal	3,625	83	22.9
94118	Inner Richmond	6,153	49	8.0
94131	Twin Peaks/Glen Park	4,465	96	21.5
94108	Chinatown	1,115	9	8.1
94123	Marina/Cow Hollow	2,884	29	10.1
94116	Outer Sunset	6,906	37	5.4
94114	Castro/Noe Valley	3,675	24	6.5
94121	Outer Richmond	6,301	37	5.9
94122	Inner Sunset	8,385	47	5.6
94129	Presidio	968	17	17.6
94111	Embarcadero	327	16	48.9
94104	Financial District	29	0	0.0
94105	Embarcadero/SOMA	601	7	11.6
94158	Mission Bay	604	11	18.2
	Zip Code Missing	-	783	-
	Out of County	-	306	-
	San Francisco	118,144	5,553	47
	California	9,097,971 ⁵¹	496,972	54.6

⁵¹ California numbers are from CY 2014.

Child Abuse Referrals and Foster Care Entries by Age Group and Gender

In 2015 the largest age group of children receiving a referral was 11-17 year olds, accounting for 2,050 referrals, followed by similar numbers for children birth to five with 1,759, and 6-10 year olds with 1,744.

When looking at actual entries into foster care, the highest number comes from the birth to five age group. In 2015, 0-5 year olds accounted for 148 entries, followed by 11-17 year olds with 109, and 6-10 year olds with 73 foster care entries. The number of children entering foster care decreased 19 percent from 2014, and the total number of children in foster care declined ten percent from 2014 to 2015.

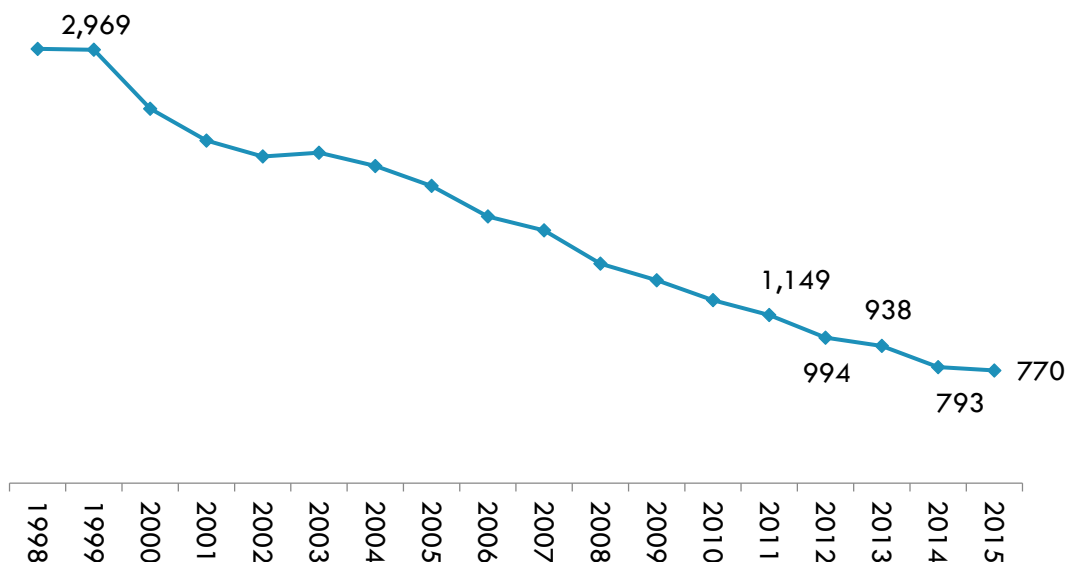
The total foster care caseload has consistently declined overall by 70 percent in the last 17 years. In January 1998, there were 2,969 children in foster care in San Francisco. In January 2015, the total foster care caseload reached a low of 770. There are several changes that have likely contributed to this overall decline: San Francisco's decreasing child population, and new Family and Children's Services policies that emphasized early intervention and providing increased family support services to keep more children safely in their homes, when appropriate, rather than placing them in foster care.

Family and Children's Services
Child Abuse Referrals by Age Group
CY 2014-2015

Age Group	Child Abuse Referrals		Foster Care Entries	
	2014	2015	2014	2015
0-5	1,768	1,759	194	148
6-10	1,555	1,744	90	73
11-17	1,838	2,050	125	109
Total	5,161	5,553	409	330

A significant change to the child welfare system that remains relevant today came with the passage of State Assembly Bill 12 (AB 12), the California Fostering Connections to Success Act, in August 2010. Under AB 12, eligible foster youth have the option to remain in care until age 21 and receive transitional support. This extended foster care program has been incrementally implemented over a three-year period. In January 2012, eligible youth were able to extend their foster care until age 19, and in January 2013, until age 20. With the passage of AB 787 in October 2013, as of January 2014, eligible youth were able to remain in foster care until age 21.

**Family and Children's Services
Total Foster Care Caseload
Point-in-Time Data: **January 1998-2015****



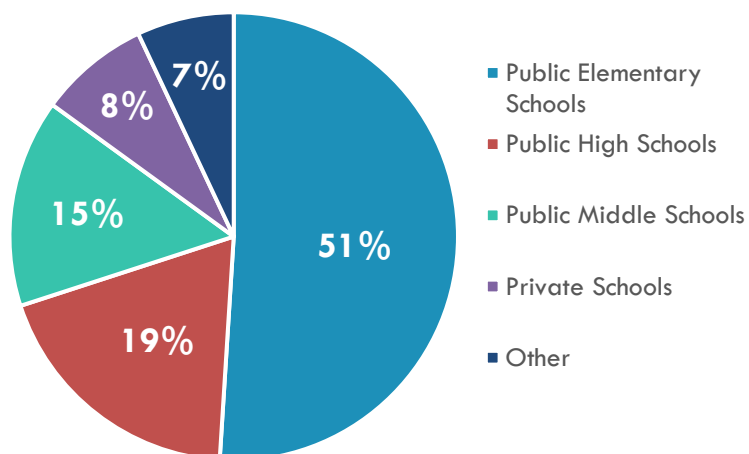
Girls and boys are roughly equally represented in the child welfare system. Allegations are evenly split between girls and boys, as are foster care placements. Girls represent a little more than half (53 percent) of substantiated allegations, even though they represent a slightly smaller percentage of the child population in San Francisco (49 percent).

*Family and Children's Services
Child Abuse Referrals and Substantiations by Gender
CY 2015*

Gender	Total Population in San Francisco	Children with allegations	Children with substantiations	Children with foster care entries
Male	61,965	2,772	397	166
Female	59,860	2,749	357	164

Trends in San Francisco School Reporters of Child Abuse

In school year 2014-15, 1,481 child abuse referrals came from school reporters. This marks a 13 percent increase in total referrals compared to SY2013-14.⁵² The majority of child abuse referrals come from San Francisco Unified School District (SFUSD) elementary schools, accounting for 758 (51 percent) of all school referrals.



Child Abuse Referrals by School Reporters SY 2012-2015

	SY 2012-13	SY 2013-14	SY 2014-15	%Δ from SY 2013-14
SFUSD Child Development Centers & Preschools	58	53	26	-51%
Non-SFUSD Preschools & Day Care Centers	45	N/A	14	N/A
SFUSD Elementary Schools	802	658	758	+15%
SFUSD Middle Schools	231	171	229	+34%
SFUSD High Schools	321	245	286	+17%
Private Schools	130	94	121	+29%
SFUSD Admin	N/A	29	24	-17%
Other School District	N/A	27	15	-44%
Other (No School Identified)	N/A	31	0	N/A
Summer Program	N/A	N/A	8	N/A
Total	1,587	1,308	1,481	+13%

⁵² SY indicates school year.

JUVENILE PROBATION

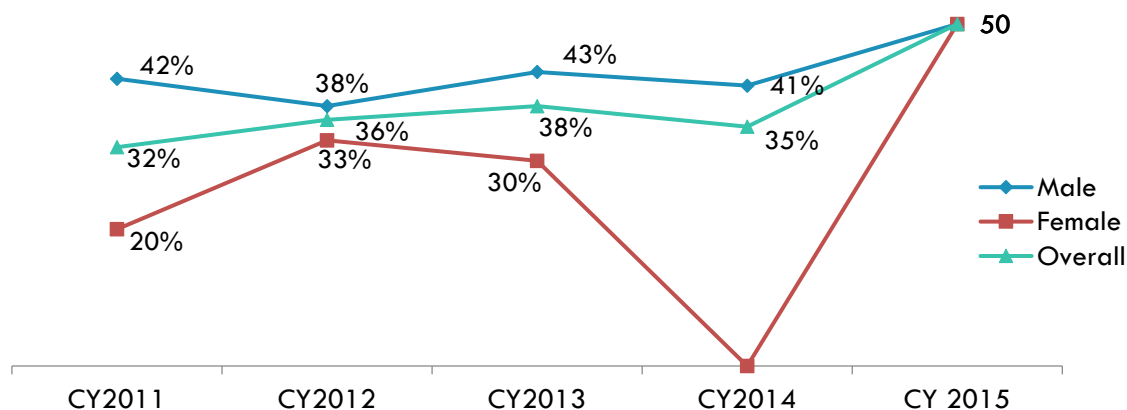
Domestic Violence Offenders

The Juvenile Probation Department categorizes intimate partner violence as well as violence against parents committed by juveniles as domestic violence. In 2015, of the 12 domestic violence petitions filed, 58 percent involved male offenders and 42 percent involved female offenders. In 2014, 85 percent involved male offenders and only 15 percent involved female offenders.⁵³ There has been a 50 percent decline in domestic violence petitions filed between 2013 and 2015.

Juvenile Probation Department Petitions for Domestic Violence Offenders by Gender CY 2013-2015

Gender	CY 2013		CY 2014		CY 2015	
	Filed	Sustained	Filed	Sustained	Filed	Sustained
Male	14	6	17	7	10	5
Female	10	3	3	0	2	1
Total	24	9	20	7	12	6

Juvenile Probation Department Percent Petitions Sustained CY 2011-2015



For more details on Juvenile Probation Department's domestic violence cases, please see the Juvenile Probation Department's 2015 Statistical Report at <http://sfgov.org/juvprobation/publications-documents>.

⁵³ Data are tracked by number of petitions, rather than individual probationers. One probationer could have multiple domestic violence petitions.

POLICE

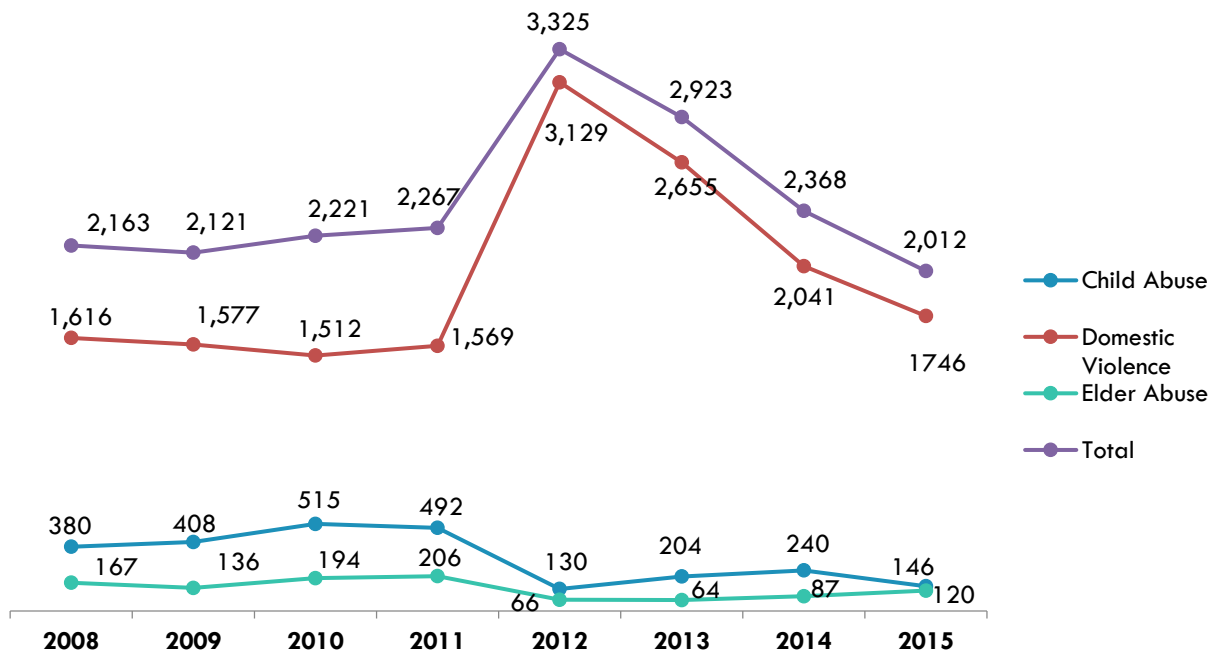
San Francisco police officers respond to cases child abuse, domestic violence, and elder abuse. The San Francisco Police Department Special Victims Unit (SVU) reviews and investigates felony family violence cases. The Department of Emergency Management may receive multiple calls to 911 for the same incident, or callers may call back to cancel a request for assistance, so the number of cases to which the police respond is less than the number of 911 calls. The Special Victims Unit received and assessed a total of 2,012 family violence cases in fiscal year 2015. Over the course of FY 2014, the Special Victims Unit had two different Captains. Additionally, the Unit had a staff of 55 individuals including: 3 Lieutenants, 42 investigators, 5 officers, 2 police service aides, and 2 interns.⁵⁴ In 2011, the Police Department was entirely restructured after having experienced staffing shortages due to mass retirements. Police Chief Greg Suhr consolidated four sections of the Special Victims Unit scattered in offices throughout the city and combined them with human trafficking investigations, which were previously handled by the Vice Crimes Unit. The 300-person shortage across the Police Department that began in 2011 has influenced SVU's state of flux in regard to staffing and case intake over the past five fiscal years.

The Special Victims Unit includes the Domestic Violence Section, Child Abuse Section, Sex Crimes Section, and Elder Abuse and Financial Crimes Section, which includes elder and dependent adult physical and financial abuse cases, as well as all fraud-related crimes in the City and County of San Francisco. There is a Lieutenant for each Section that is responsible for overseeing the investigation of its cases. Under this structure, all inspectors and officers working in the Special Victims Unit are cross-trained in the special skills and techniques necessary for investigating all types of cases that fall under the purview of the Unit. Thus, individual inspectors and officers may not be exclusively assigned to domestic violence, child abuse, elder abuse and dependent adult abuse, or fraud-related cases.

In response to deficiencies identifying in the *FY 2014 Family Violence Report*, the Police Department assigned three additional elder abuse investigators to the Special Victims Unit, which led to a 200 percent increase in the number of financial elder abuse cases investigated. However, the percentage of child abuse cases investigated declined by 20 percent, which may reflect a need to increase staffing overall in the Special Victims Unit.

⁵⁴ Represents the average, which is close to the actual personnel numbers; interns are not considered full time staff members and their participation can be considered to equal 1 full time staff person.

**San Francisco Police Department:
Cases Investigated by Special Victims Unit
FY 2015**

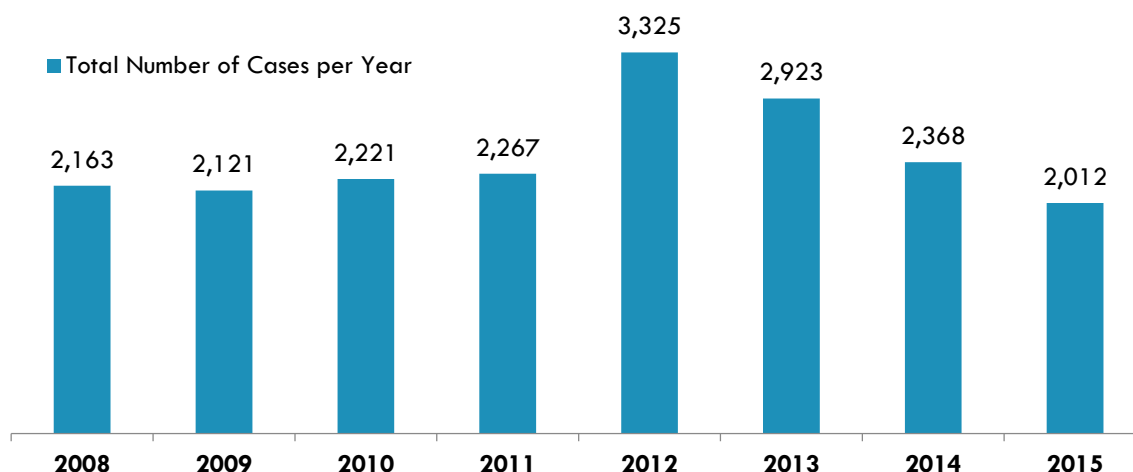


*San Francisco Police Department: Special Victims Unit
Number of Cases Investigated by Year*

FY 2008-2015

	2008	2009	2010	2011	2012	2013	2014	2015
Child Abuse	380	408	515	492	130	204	240	146
Domestic Violence	1,616	1,577	1,512	1,569	3,129	2,655	2,041	1,746
Elder Abuse	167	136	194	206	66	64	87	120
Total	2,163	2,121	2,221	2,267	3,325	2,923	2,368	2,012
% Change	N/A	-2%	5%	2%	47%	-12%	-18%	-15%

**San Francisco Police Department:
Total Number of Cases Investigated by Special Victims Unit
FY 2008-2015**



Based on recommendations from last year's report, this year's report percent also added additional categories to track, such as numbers of arrests and felonies referred to District Attorney's Office.

Child Abuse

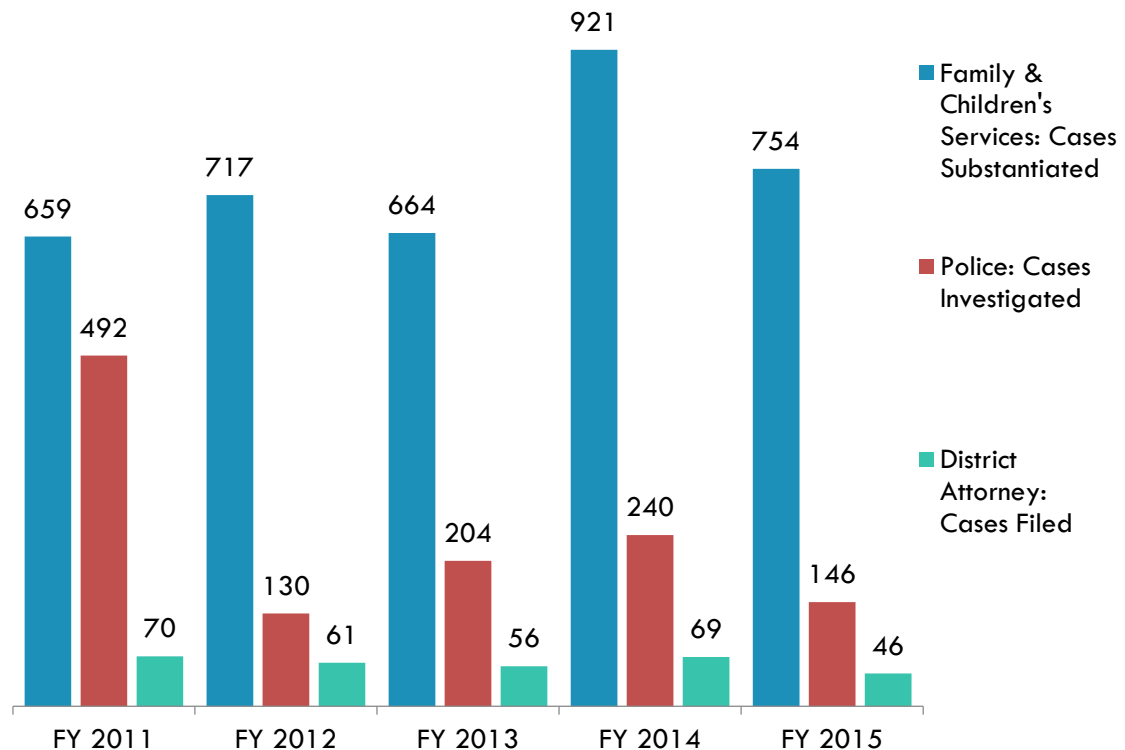
In FY 2015, 308 child abuse cases were reported to the police, a 23 percent decline from FY 2014. The Special Victims Unit investigated 146 cases in FY 2015 – 40 percent fewer than in FY 2014. They also investigated 20 percent fewer of the cases that were reported: 47 percent of reported cases in FY 2015 compared to 67 percent of cases in FY 2014. This may reflect a shifting of resources to elder abuse, which had increased rates of investigations

*San Francisco Police Department: Special Victims Unit
Child Abuse Statistics
FY 2011-2015*

	FY 2011	FY 2012	FY 2013	FY 2014	FY 2015
Incidents Reported ⁵⁵	545	2,959	5,078	401	308
Cases Investigated	492	130	204	240	146
Percent Investigated	90%	4%	4%	67%	47%
Arrests	Not previously reported	Not previously reported	Not previously reported	Not previously reported	58
Cases Referred to DA's Office After Investigation	Not previously reported	Not previously reported	Not previously reported	Not previously reported	92

⁵⁵ CPS must cross report all cases to SFPD. This number excludes cases reported to SFPD by CPS which do not meet the criminal definition of child abuse.

City of San Francisco
Child Abuse Cross-Agency Comparison
FY 2011-2015



Domestic Violence

In FY 2015, the combined number of cases referred to the District Attorney's Office for investigation and cases investigated by the Special Victims Unit decreased by 11 percent, from 2,358 to 2,115. For the third year in a row, the number of cases investigated by the Special Victims Unit dropped. Since FY 2012, there has been a 32 percent drop in the number of domestic violence calls to which the police department responds, but a 44 percent decrease in the number of domestic violence cases investigated. Roughly a third of domestic violence incidents to which the police respond result in an arrest. The Justice and Courage Committee of the Family Violence Council has identified a need to improve policies for follow up when a suspect is gone by the time the police arrive ("gone on arrival") and this will be a continuing area of work in the upcoming year.

Recommendation:
*Improve protocols for following up with domestic violence cases
 when a suspect is gone on arrival.*

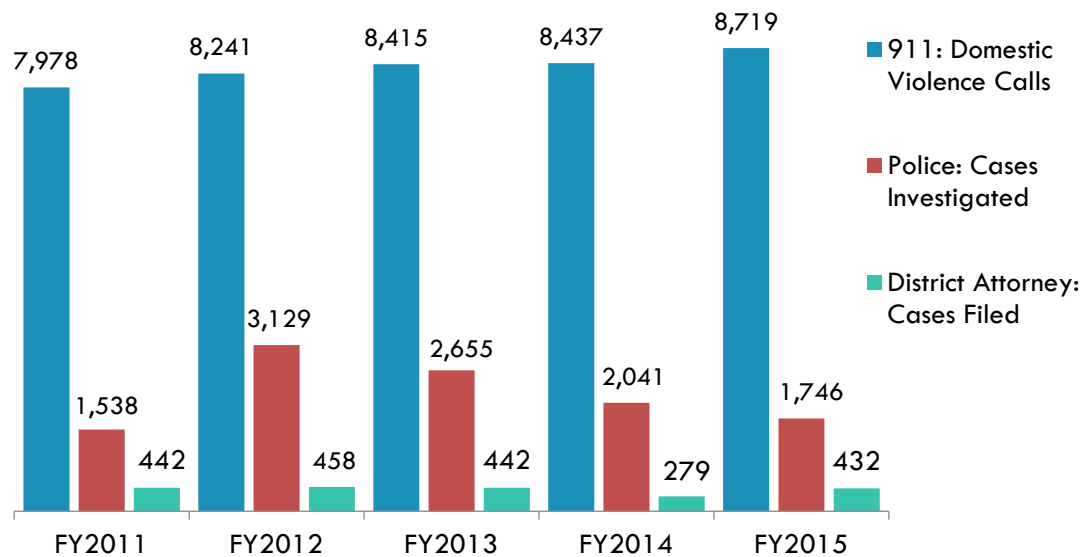
San Francisco Police Department: Special Victims Unit
Domestic Violence Statistics
FY 2011-2015

	FY 2011	FY 2012	FY 2013	FY 2014	FY 2015
Incidents Responded to by SFPD ⁵⁶	3,922	4,560	4,031	3,383	3,094
Arrests	Not previously reported	Not previously reported	Not previously reported	Not previously reported	1,116
Misdemeanor Arrests Referred to DA's Office for Investigation	529	444	348	317	369
Cases Investigated ⁵⁷	1,538	3,129	2,655	2,041	1,746
Felony Cases Referred to DA's Office After Investigation	Not previously reported	Not previously reported	Not previously reported	Not previously reported	1,343
Percent Investigated	45%	69%	66%	60%	56%

⁵⁶ This year's report has changed categories slightly to report "domestic violence incidents responded to" while prior reports tracked all domestic violence cases that were referred to the Special Victims Unit.

⁵⁷ Represents cases that make it to the investigatory stage.

City of San Francisco
Domestic Violence Cross-Agency Comparison
FY 2011-2015



Elder Abuse & Financial Crimes

The Elder Abuse and Financial Crimes Section oversees elder and dependent adult physical and financial abuse cases, and all fraud-related crimes. In FY 2015, the Unit investigated 25 percent fewer physical abuse cases. Investigations of financial abuse increased by 208 percent. Overall, elder abuse investigations are up 38 percent. This reflects implementation of a recommendation from last year's report, which was to put more resources into elder financial abuse.

San Francisco Police Department: Special Victims Unit
Elder Physical Abuse Statistics
FY 2011-2015

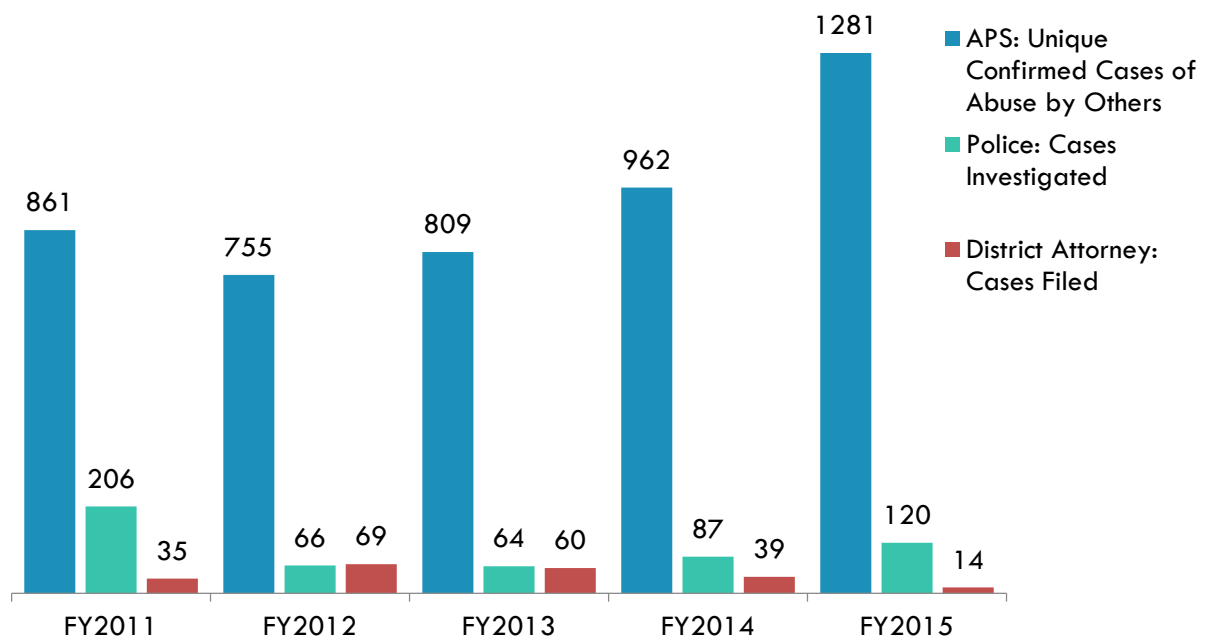
	FY 2011	FY 2012	FY 2013	FY 2014	FY 2015
Incidents Reported ⁵⁸	67	57	65	95	71
Arrests	Not previously reported	Not previously reported	Not previously reported	Not previously reported	17
Cases Investigated	39	30	37	61	40
Cases Referred to DA's Office After Investigation	Not previously reported	Not previously reported	Not previously reported	Not previously reported	32
Percent Investigated	58%	53%	57%	64%	56%

⁵⁸ Excludes cases referred by Adult Protective Services that do not meet criminal definition of elder abuse.

San Francisco Police Department: Special Victims Unit
Elder Financial Abuse Statistics
FY 2011-2015

	FY 2011	FY 2012	FY 2013	FY 2014	FY 2015
Incidents Reported ⁵⁹	445	70	62	94	501
Arrests	Not previously reported	Not previously reported	Not previously reported	Not previously reported	12
Cases Investigated	167	36	27	26	80
Cases Referred to DA's Office After Investigation	Not previously reported	Not previously reported	Not previously reported	Not previously reported	24
Percent Investigated	38%	51%	44%	28%	16%

City of San Francisco
Elder Abuse Cross-Agency Comparison
FY 2011-2015



⁵⁹ Excludes cases referred by Adult Protective Services that do not meet criminal definition of elder abuse.

PUBLIC DEFENDER

The Public Defender's Office in San Francisco utilizes a "holistic model" of indigent defense services, focusing not only on legal representation, but also on helping clients address the root causes of problems that may have led to their arrest. The Public Defender recognizes that contact with the criminal justice system offers a rare moment in which to address an individual's needs, including those beyond the realm of the legal system. By taking advantage of the unique relationship as a counselor to the client, public defenders can refer individuals to services for addiction, mental illness and unemployment, thereby providing alternatives to incarceration that promise better client, family, and community outcomes through decreased recidivism and healthier reentry into communities.

San Francisco Deputy Public Defenders are trained in evidence-based practices and understand the wide range of service needs of their clients. They are effective advocates for the use of alternative sentencing strategies and equally well versed in the legal issues and advocacy techniques required in the criminal justice process. Deputy Public Defenders are also responsible for identifying clients who are eligible for collaborative courts and other evidence based programs aimed at improving social and legal outcomes.

Children of Incarcerated Parents Program

Public Defender clients in the county jail avail themselves to the services of the Children of Incarcerated Parents Program, which is part of the office's Reentry Unit. The goals of these services are to insulate children from the risks associated with parental incarceration, maintain family bonds through the period of incarceration, and improve the ability of clients to participate in family life upon their release. The Children of Incarcerated Parents Program staff works with clients, their families, deputy public defenders, Human Services Agency, Child Support Services, Family Court, and a network of community-based treatment providers to respond to the needs of incarcerated parents and their families. The staff is uniquely positioned to address family needs that are created when a parent is taken into custody. Services provided include addressing the urgent needs of children, setting up contact visitation, assisting clients with family court issues, child support, reunification plans, connecting clients with Child Protective Services case managers, and connecting clients and their families to additional social services. Since its inception in 2000, the Children of Incarcerated Parents Program has helped hundreds of families in San Francisco overcome the numerous obstacles created as a result of the incarceration of a family member.

Clean Slate Program

The office's Clean Slate Program assists over 5,000 individuals each year who are seeking to "clean up" their records of criminal arrests and/or convictions. Clean Slate helps remove significant barriers to employment, housing, public benefits, civic participation, immigration and attainment of other social, legal and personal goals. The program, now in operation for over a decade, prepares and files over 1,000 legal motions in court annually, conducts regular community outreach, distributes over 6,000 brochures in English and Spanish, and holds weekly walk-in clinics at five community-based sites, in predominantly African American and Latino neighborhoods most heavily impacted by the criminal justice system. The Clean Slate Program has been instrumental in helping individuals obtain employment and housing, factors that help stabilize and strengthen families.

Family Violence Prevention

As shown by a growing body of scientific research, interventions that address the underlying causes of violent behavior and victimization are effective in preventing new instances of family violence. Without compromising the due process rights of individuals as guaranteed by the Constitution, the Public Defender is committed to utilizing evidence-based alternatives that address individual-level risks that perpetuate family violence. As a participating agency of the Family Violence Council, the Public Defender is committed to engaging in interagency collaboration and implementing preventative measures aimed at addressing family violence in San Francisco.

The Public Defender's Office has been very active in efforts to recognize child sex trafficking as a form of child abuse, and to prioritize San Francisco's use of the child welfare system to respond to commercially sexually exploited youth rather than the juvenile delinquency system. The Public Defender's Office was part of the Commercially Sexually Exploited Children Steering Committee that worked on new protocols for San Francisco in 2015.

PUBLIC HEALTH

The San Francisco Department of Public Health strives to reduce family violence both through public health prevention programs and by directly addressing family violence with patients seen in the Department of Public Health network of hospitals and healthcare clinics. Healthcare providers may be the first or only professionals to encounter and provide services to many victims of family violence. Although some victims of family violence may present with obvious injuries during a healthcare visit, it is far more common that they present with only subtle symptoms of repeated abuse or violence like chronic pain, depression, or exacerbation of chronic health problems. Therefore, treating and preventing family violence requires extensive training of healthcare staff, protocols to use in screening for and responding to family violence, and the development of educational materials for healthcare providers and staff.

Data on all forms of family violence in the healthcare setting can be captured in multiple different ways. Mention of family violence (child abuse, intimate partner violence, elder abuse) may be made in the text of a paper or electronic healthcare note. With charting of violence in the textual portion of a note, information on violence must be extracted by reading each healthcare note and, thus, is impossibly time-consuming to collect. Other ways of capturing data include the development of specific “standardized fields” in an electronic medical record that can be filled out to capture the results of a violence “screening” done by healthcare staff or providers. This method of capture makes digital extraction of the data possible. Yet healthcare providers may not fill out this “standardized field.” Finally, another way to capture data on all forms of family violence is through “billing code data” (called “ICD codes”). These are codes that describe the diagnoses made and counseling done during a healthcare encounter for purposes of billing. There are many diagnostic and counseling codes related to family violence. National data strongly suggests that these codes are underutilized in healthcare settings. (So, for example, a provider may code a “fracture” that was the result of abuse but not the abuse itself).

Both the San Francisco General Hospital Emergency Department and the Department of Public Health outpatient clinics have begun to document intimate partner violence in standardized fields in newly adopted electronic medical records systems. Because learning to use new electronic medical record systems is quite challenging, it is not expected that there will be a high level of documentation during the first several years. The Department of Public Health is committed to continuous improvement of these data collection systems.

The San Francisco General Hospital Emergency Department (SFGH ED) screens for intimate partner violence with triage nurses and other healthcare providers asking each patient about his/her/their intimate partner violence experiences. All patients identified as, or suspected to be, victims of intimate partner violence are offered treatment, counseling, and referrals to community services. Department of Public Health will provide SFGH ED data on a bi-annual basis beginning with this Family Violence Council Report.

The Department of Public Health outpatient primary care and women's clinics also have an intimate partner violence protocol that was endorsed by the San Francisco Health Commission in 1998, mandating that healthcare providers in each clinic routinely screen for and address intimate partner violence with their patients. As with the San Francisco General Hospital

Emergency Department model, all patients identified as, or suspected to be, victims of intimate partner violence are offered treatment, counseling, and community resources.

In the new outpatient electronic medical record system, Department of Public Health established “searchable” fields for: (1) Physical and emotional intimate partner violence; (2) Sexual abuse by an intimate partner or another person; and (3) Contraceptive coercion (whether a partner tried to interfere with contraceptive method or tried to force a female patient to become pregnant). The electronic record system has now been implemented in all clinics. Training in the use of the intimate partner violence and contraceptive coercion fields has not yet been implemented in all clinics and, thus, utilization of this standardized field is still low. Widespread training in the use of this standardized field will be implemented in 2016-2017 as part of a new federally funded initiative.

In August 2015, University of California, San Francisco researchers, in partnership with the San Francisco Health Network (SFHN) and community-based organizations, were awarded a three-year grant from the Office of Women’s Health, U.S. Department of Health and Human Services to reduce interpersonal violence (IPV) and improve the safety and rights of IPV survivors. This partnership is known as ARISE (Aspire to Realize Improved Safety and Empowerment). The objectives of ARISE are: to increase the frequency and quality of IPV screening in healthcare; respond to women and girls who disclose IPV; use innovative intervention models; study the impact of interventions using a quasi-experimental design; and broadly disseminate results.

Department of Public Health

*Outpatient Primary Care Clinic Statistics**

FY 2015

	FY 2014		
Female Clients Screened: (number of female clients with completed standardized field in at least one of the three categories of abuse)	970	761	-22%
Female Clients with <u>Current</u> intimate partner violence: (number female clients with positive screen in any one of the three categories of abuse)	17	15	-12%
Female Clients with <u>Past</u> intimate partner violence: (number of female clients with positive screen for past abuse >1 year ago, in any one of the three categories of abuse)	78	40	-49%
Male Clients Screened: (number of male clients with completed standardized field in at least one of the three categories of abuse)	82	105	+28%
Male Clients with <u>Current</u> intimate partner violence: (number male clients with positive screen in any one of the three categories of abuse)	0	3	Small sample
Male Clients with <u>Past</u> intimate partner violence: (number of male clients with positive screen for past abuse >1 year ago, in any one of the three categories of abuse)	1	4	Small sample

*Clinics included in report: General Medical Clinic, Children's Health Center, Castro Mission Health Center, Family Health Center, Maxine Hall Health Center, Potrero Hill Health Center, Silver Avenue Family Health Center, Tom Waddell Urban Health Clinic

The decrease in female clients screened and female clients with past intimate partner violence most likely reflects a lack of consistent use of the intimate partner violence field in electronic records. Training of staff on using the field is planned for 2016. The 28 percent increase in male clients being screened is a positive sign that health care providers are recognizing all patients should be screened regardless of gender.

Department of Public Health Emergency Department – San Francisco General Hospital FY 2014 & 2015		
	FY 2014	FY 2015
Patients Treated by Emergency Department	62,373	66,214
Patients Screened for Intimate Partner Violence	52,638	56,054
Patients Screened for Intimate Partner Violence Not Applicable or Unable to Assess	11,183	10,595
Patients Screened Negative for Intimate Partner Violence	41,238	45,245
Patients Screened Positive for Intimate Partner Violence	217	214
Percent of Patients Who Are Screened	84%	85%
Percent of Screened Patients Positive for Intimate Partner Violence	.4%	.4%

For the first time the Department of Public Health is able to provide data on elder abuse and intimate partner violence at Laguna Honda Hospital.

Department of Public Health
Laguna Honda Hospital
FY 2015

	Reports of Abuse from Laguna Honda	Clients referred to Laguna Honda Hospital by Adult Protective Services*
FY 2013	2	10
FY 2014	15	7
FY 2015	11	14
<p>*These numbers were derived from case notes that indicated cases closed (a) for the reason "Client placed in permanent or LTC facility" and (b) a text field for facility name containing "laguna honda." This may not be comprehensive (about 6 percent of cases closed for this reason do not have a specified facility) and this may not necessarily indicate that APS workers brought the client to Laguna Honda Hospital.</p>		

Because many survivors of family violence do not feel safe or ready to disclose their experiences of abuse when asked by a healthcare provider, not all family violence survivors may be identified in the healthcare setting. Once survivors of family violence and sexual assault are identified within the Department of Public Health system, they are treated by their primary health care team and referred to community services. However, there are also a number of trauma-specific treatment programs within Department of Public Health to assist patients in recovering from the physical and emotional trauma they have experienced. This report includes data from the Trauma Recovery Center, the Child Abuse Intervention Program, and the Child Trauma Research Program.

Trauma Recovery Center

The Trauma Recovery Center (TRC) provides mental health and case management services to survivors of interpersonal violence, including intimate partner violence, sexual and other physical assaults, gang-related violence, survivors of political torture and more. The specific services provided include patient assessments and intakes, crisis services, case management, evidence-based individual and group mental health treatment, medication monitoring, and other miscellaneous services. The TRC's comprehensive model also includes pro-active outreach to clients and assistance with practical needs, components of care that are particularly important for urban underserved communities. TRC services are currently offered in 11 different languages. Rigorous evaluation has demonstrated that the TRC comprehensive care model reduces disparities in applications for state-level victim compensation funds for survivors who are young or homeless or have low levels of education. Other counties in California including Los Angeles, Long Beach, Stockton and Solano County have begun to replicate the TRC's comprehensive model of trauma care. The TRC is providing technical assistance to these programs. The passage of Proposition 47 in November 2014 will direct savings of several million dollars annually, from reduced prison and jail sentences, to replicate the TRC model in additional counties in California.

Department of Public Health

Trauma Recovery Center: Client Statistics

FY 2013-2015

	FY 2013	FY 2014	FY 2015	%Δ from FY 2014
Clients Served	742	715	776	+9%
New Clients	637	666	678	+2%
Units of Service	7,115	7,145	8,617	+21%

During Fiscal Year 2015, the Trauma Recovery Center served 776 clients who received 8,617 units of service. This represents a 21 percent increase in the units of service provided as compared to FY 2014. Each encounter with a client is designated as one unit of service. These encounters may occur in person at the Trauma Recovery Center, in the course of a home visit, or in the community. During this same period, the TRC received 678 new referrals. As some referral calls are received after hours, demographic information for gender, race, and type of trauma may not be collected on all referrals. The majority of clients were female (68 percent) and survivors of sexual assault (59 percent). These demographics reflect the role of the TRC in responding to all

acute sexual assault survivors seen in the Zuckerberg San Francisco General Hospital Emergency Department. All acute sexual assault survivors are offered a medical follow-up at TRC within five days of being seen in the Emergency Department. The TRC also saw 20 clients that were family members of victims. The mean age for all clients was 36. The full client population demographics follow.

*Department of Public Health
Trauma Recovery Center:
Client Statistics by Gender
FY 2015*

Gender	FY 2015
Female	452
Male	197
Unknown/Omitted	19
Transgender: M to F	9
Transgender: F to M	1
Total	678

*Department of Public Health
Trauma Recovery Center:
Client Statistics by Type of Trauma
FY 2012-2014*

Trauma	FY 2013	FY 2014	FY 2015
Sexual Assault	372	354	378
Other Assaults ⁶⁰	370	195	213
Domestic Violence		25	67
Family of Victim			20
Total	742	574⁶¹	678

⁶⁰ Shootings; stabbings; physical assault; other. Data was not broken out between other assaults and domestic violence before FY 2013-2014.

⁶¹ Value does not reflect total clients served. As mentioned in prior text, demographic data was not collected for some clients due to after-hours referrals.

*Department of Public Health
Trauma Recovery Center
Client Statistics by Race
FY 2015*

Race	FY 2015
White	177
Latina/o	121
African American	188
Asian Pacific Islander	61
Native American	48
Mixed Race	32
Other	34
Unknown/Uncoded	7
Declined to Answer	10
Total	678

Child Abuse Intervention Program

The Child Abuse Intervention Program (CAIP), which is under the larger umbrella of the Violence Intervention Program (VIP), is a treatment program designed in accordance with the California Penal Code as a condition of probation for those convicted of a child abuse offense. Clients are mandated by law to complete a minimum of 52 sessions of counseling, in a group setting, focusing on assisting clients to take responsibility for their child abuse offenses. Following Adult Probation Department referral, clients undergo an initial screening to determine suitability and a full psychosocial evaluation, which in most cases establishes medical necessity for treatment. The program includes teaching clients about child abuse prevention methods; anger, violence, and behavioral health treatment; child development and parenting education; substance use treatment linkage; psychiatric medication services; and case management. The membership of the group is fluid; clients graduate, withdraw, and join throughout the year.

The Child Abuse Intervention Program offered services to 12 clients in FY 2015. Of those 12 clients, five clients graduated from the program and two clients were discharged: one for excessive absenteeism and the other because of incarceration for an offense unrelated to child abuse. By the end of FY 2014-15, five individuals were enrolled. Criminal charges included child abuse (physical and mental) and/or endangerment in nine cases and three for child abduction. In

some of the cases involving endangerment, there were additional charges of abuse or willful cruelty and unjustifiable punishment.

Department of Public Health
Child Abuse Intervention Program
Client Statistics
FY 2015

	FY 2014	FY 2015
Total Clients Enrolled	19	12
Clients Remaining	11	5
Completed Treatment	3	5
Left Treatment	5	2

Department of Public Health
Child Abuse Intervention Program
Statistics by Criminal Charge
FY 2015

Child Abuse/Endangerment	9
Child Abduction	3

Department of Public Health
Child Abuse Intervention Program
Demographic Statistics
FY 2015

Age Range		Gender		Race/Ethnicity	
21-29	5	Male	5	African American	8
30-39	3			Caucasian	1
40-49	3			Asian/Pacific Islander	1
50-59	1	Female	7	Hispanic	2
				Other	8

Child Trauma Research Program

The Child Trauma Research Program (CTRP) is a program of the University of California, San Francisco Department of Psychiatry that serves families at San Francisco General Hospital (SFGH) and at community centers throughout San Francisco. CTRP provides assessment and intensive mental health services to children birth through five years of age who have been exposed to trauma, including family violence.

During FY 2015, 250 children received services at CTRP. It is important to note that roughly one third of children exposed to any trauma are exposed to multiple forms of trauma. In our program in FY 2015, 216 (28 percent) of the children treated had experienced multiple traumas. The primary traumas that led to referrals of children to CTRP were: 141 were referred for exposure to domestic violence, 14 were referred for exposure to community violence, 13 were referred for neglect, 13 were referred for separation from a primary caregiver, 12 were referred for sexual abuse, 10 were referred for physical abuse, 9 were referred due to the death of someone close, and 38 children were referred for other trauma exposures that did not fall into the above categories. Of the 250 families treated in FY 2015, 57 of these families were referred in FY 2014 or prior fiscal years but continued to receive services in FY 2015.

Department of Public Health
Child Trauma Research Program Statistics
FY 2012-2014

	FY 2013	FY 2014	FY 2015
Families Served by CTRP at SFGH & Community Centers	282	290 ⁶²	250

Department of Public Health
Child Trauma Research Program
Statistics by Type of Trauma
FY 2013-2015

Primary Type of Trauma Endorsed	FY 2013	FY 2014 ⁶³	FY 2015 ⁶⁴
Domestic Violence	144	102	141 (56.4%)
Separation from Primary Caregiver	45	25	13 (5.2%)
Physical Abuse	17	10	10 (4.0%)
Community Violence	11	11	14 (5.6%)
Loss of Close Relation	14	11	9 (3.6%)
Sexual Abuse	17	9	12 (4.8%)
Child Neglect	14	9	13 (5.2%)
Other traumas	20	34	38 (15.2%)
Unknown traumas	N/A	79	

Child and Adolescent Support Advocacy and Resource Center

The Child and Adolescent Support Advocacy and Resource Center (CASARC) is the Department of Public Health/UCSF partner for the Children's Advocacy Center (CAC). CASARC provides services for the CAC including forensic medical exams and interviews, mental health evaluation and treatment, and referrals. The CAC is described in further detail in the Child Abuse Prevention and Support Services Section.

⁶² 85 families were referred in FY 2012-2013 but continued services in FY 2013-2014.

⁶³ 216 children (74% of all children served) had experienced multiple traumas.

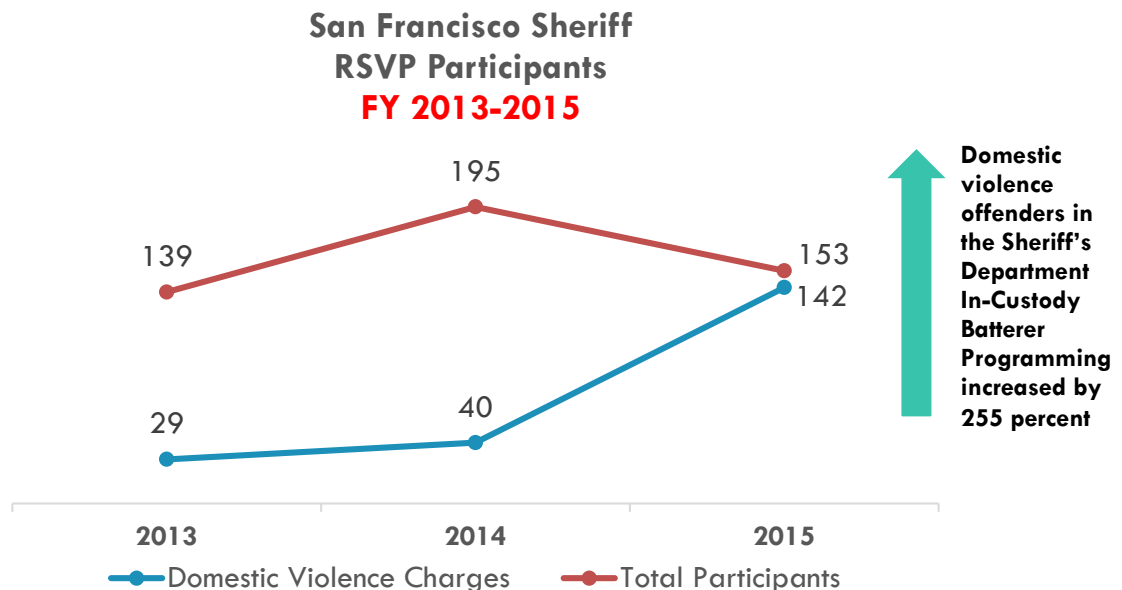
⁶⁴ 70 children (28% of all children served) had multiple traumas

SHERIFF

The San Francisco Sheriff's Department oversees three innovative programs related to family violence that it currently operates through its Custody and Community Programs Divisions: the Resolve to Stop the Violence Project, an in-custody program, the Out of Custody Violence Prevention Program, and the Survivor Restoration Program for victims.

Resolve to Stop the Violence Project

The Resolve to Stop the Violence Project (RSVP) is a survivor-centered program for in-custody offenders based on a restorative justice model. The mission of RSVP is to bring together all those harmed by crime, including victims, communities, and offenders. RSVP is driven by victim restoration, offender accountability, and community involvement. The goals of the program include empowering victims of violence, reducing recidivism among violent offenders, and restoring individuals and communities through community involvement and support in order to prevent future violence.

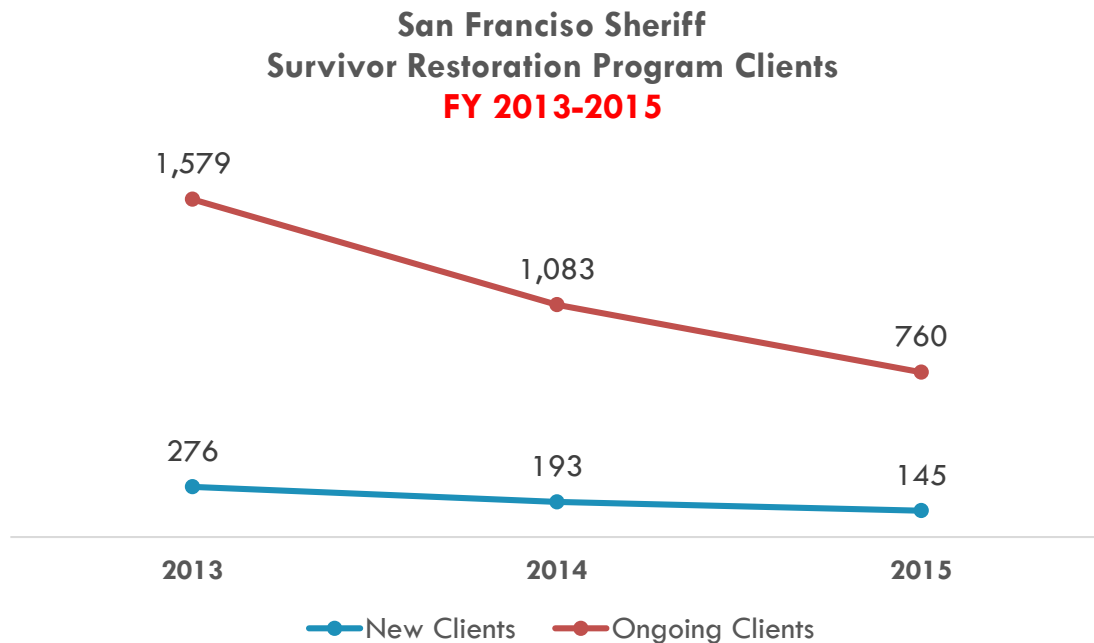


In 2015, 93 percent of RSVP participants were in custody on domestic violence charges, up from only 20 percent in 2014. A recommendation of the 2012/13 Family Violence Council Report was to prioritize persons coming out of the Domestic Violence Court for the RSVP program. The increase in RSVP participants with domestic violence charges addresses this recommendation. Since 2013, the percent of participants in custody for a family-violence related offense has been between 21 percent to 24 percent. It is the goal of the Sheriff's Department to reach half of participants with family violence-related offenses.

Survivor Restoration Project

The Sheriff Department's Survivor Restoration Project (SRP) is a component of the RSVP that focuses on supporting survivors through their own process of restoration and empowerment, while providing opportunities for them to contribute to the development, implementation, and evaluation

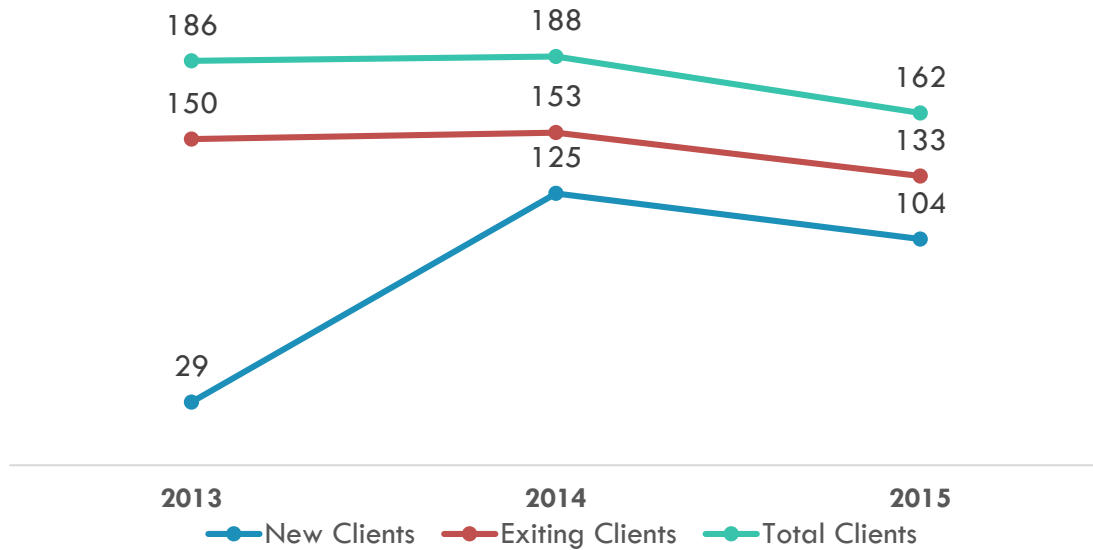
of all RSVP components. To this end, SRP offers direct services to the survivors of the violent offenders participating in RSVP's Offender Restoration component. In accordance with the Victims of Trafficking and Violence Prevention Act (VTVPA), the Sheriff's Department identifies qualified victims whether they are in custody or in a post release program and refers them to the SRP. In addition to referring clients to SRP, the Department's Criminal Investigation Unit has been authorized to complete the law enforcement certification step of the U-Visa process for immigrant survivors.



Out of Custody Community Program

The Sheriff's Department utilizes the Manalife Violence Prevention Program curriculum both in the jails and at community-based sites. There was a 40 percent drop in clients referred from RSVP. The data reflect the fluidity of open enrollment. For example, some people are terminated after one or more group sessions, while others could graduate a day after the end of fiscal year.

**San Francisco Sheriff
Manalife Participant Statistics
FY 2013-2015**



**San Francisco Sheriff
RSVP: Participant Statistics
FY 2013-2014**

	FY 2013	FY 2014	FY 2015
Domestic Violence Charges	29	40	142
Elder Abuse Charges	1	2	1
Child Abuse Charges	1	5	3
On Parole	18	18	7
Percent Family Violence	22%	24%	21%
Total Participants	139	195	153

San Francisco Sheriff
Manalive: Client Statistics
FY 2013-2015

	FY 2013	FY 2014	FY 2015
New Clients	29	125	104
Exiting Clients	150	153	133
Referred from RSVP Jail Program	23	14	22
Total Clients	186	188	162

San Francisco Sheriff
Survivor Restoration Program: Client Statistics
FY 2013-2015

	FY 2013	FY 2014	FY 2015
New Clients	276	193	193
Ongoing Clients⁶⁵	1,579	1,083	1,083
Total U-Visas Obtained	56	65	65
Political Asylum Granted	4	6	6
Permanent Residence Granted	10	12	12
Graduated from Empowerment Program	44	51	51

⁶⁵ These cases vary from a weekly phone call check to on-going long term critical cases from previous years.

STATUS OF WOMEN

The Department on the Status of Women staffs the Family Violence Council and its various subcommittees. Highlights of the Department's family violence related activities in FY 2015 include:

Domestic Violence Public Outreach Campaign

In October 2015, the Department launched a domestic violence outreach campaign aimed at bystanders. Messages encouraged friends, family and co-workers to get involved in helping someone who was abused or calling out abusive behavior if they witness it. Ads ran on MUNI busses and bus shelters and data from the 2014 *Family Violence Council Report* was used to place ads in neighborhoods identified as generating the most domestic violence calls to 911. Ads also ran on Facebook, and, in a first, on dating websites and apps such as OK Cupid and Grindr. The ads ran in English, Spanish and Chinese, and included multiple relation types to be inclusive of LGBT communities. Ads linked to a website, LearnWhatToDo.org, which contained resources on how to help a survivor of intimate partner violence. The ads had almost 9 million impressions, including over 250,000 on Facebook, and click through rate double the national average for ads. The campaign received a 2016 Award of Excellence in the Crisis Communications/Public Safety category from the California Association of Public Information Officials.



Domestic Violence in the Workplace: Domestic Violence Liaison Program

The Department on the Status of Women, in partnership with the Human Resources Department, created the Domestic Violence Liaison Program to provide support for City employees experiencing domestic violence. The Department designed a Domestic Violence in the Workplace poster that was distributed to City work sites, and recruited and trained 40 city employees to become Domestic Violence Liaisons, to help guide co-workers experiencing abuse to support and resources.

SUPERIOR COURT

Domestic Violence

Survivors of domestic violence can request a restraining order from the Family Law Division of the San Francisco Unified Family Court. Civil domestic violence restraining orders are available for cases involving a current or former intimate partner or spouse, a person with a child in common, or family to the second degree, which include in-laws but not cousins. The majority of persons requesting a domestic violence restraining order receive a temporary restraining order, which remains in place from the date of filing until a hearing scheduled within 25 days, to determine if a permanent restraining order will be granted. There are a number of dispositions possible at the hearing:

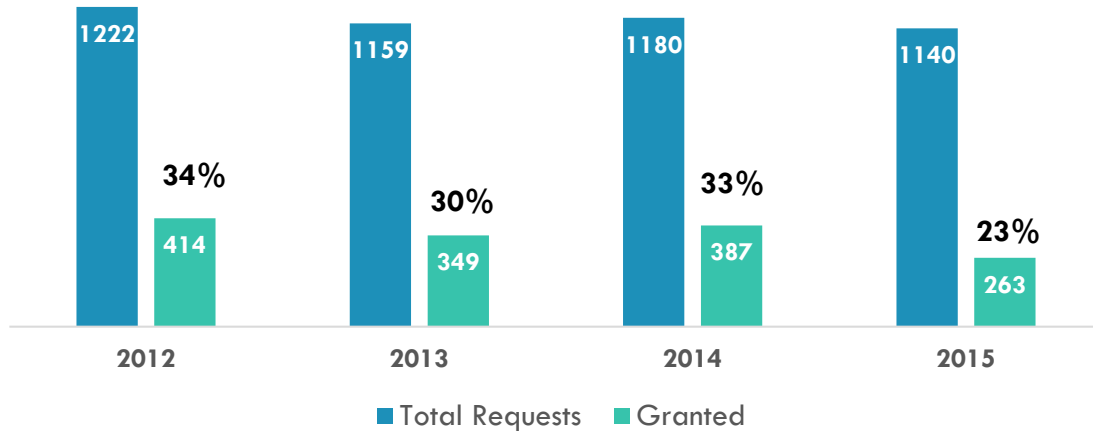
- ❖ **Granted:** The petitioner receives a permanent restraining order.
- ❖ **Denied:** The petitioner does not receive a permanent restraining order, and the temporary order is removed.
- ❖ **Off-Calendar:** A case may be removed from the calendar if the petitioner does not attend the hearing, or if the petitioner indicates that he or she no longer wants the restraining order.
- ❖ **Pending:** A case may not have been resolved by the close of the fiscal year, June 30.

Other dispositions may include:

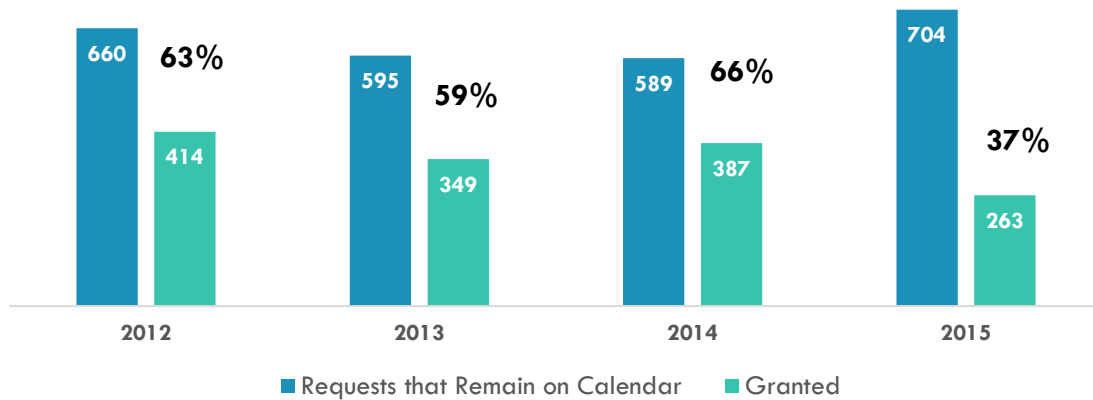
- ❖ **Continued:** The most common reason for a continuance, or a rescheduling of the hearing, is the inability to find and serve the respondent with the order prior to the hearing date.
- ❖ **Dismissal:** The judge may determine the case should be dismissed, or it could be dismissed at the request of the petitioner.
- ❖ **Set for Trial:** Instead of a hearing in front of a judge, some restraining order requests require a trial with witnesses and testimony to determine a disposition.

In Fiscal Year 2015, the Family Law Division of the San Francisco Superior Court received 1,140 requests for domestic violence restraining orders. Of these requests, 263 were granted: 23 percent of the total requests and 37 percent of requests that remain on calendar.

**San Francisco Superior Court
Disposition of DV Restraining Order Requests
FY 2012-2015**



**San Francisco Superior Court
Dispositions of DV Restraining Order Requests for Cases
That Remain On Calendar
FY 2012-2015**



*San Francisco Superior Court**Dispositions of Domestic Violence Restraining Order Requests Family Court**FY 2012-2015⁶⁶*

	FY 2012	FY 2013	FY 2014	FY 2015
Requests ⁶⁷	1222	1159	1180	1140
Granted	414	349	387	263
Percent Granted	34%	30%	33%	23%
Off Calendar	562	564	591	436
Denied	112	132	82	85
Percent Granted that Remain on Calendar	63%	59%	66%	37%
Other Disposition ⁶⁸	36	71	125	85
Pending	2	4	3	6

Elder Abuse

Restraining order requests can be submitted to protect any individual 65 years of age and older or for dependent adults who have physical or mental limitations that restrict their ability to carry out normal activities.

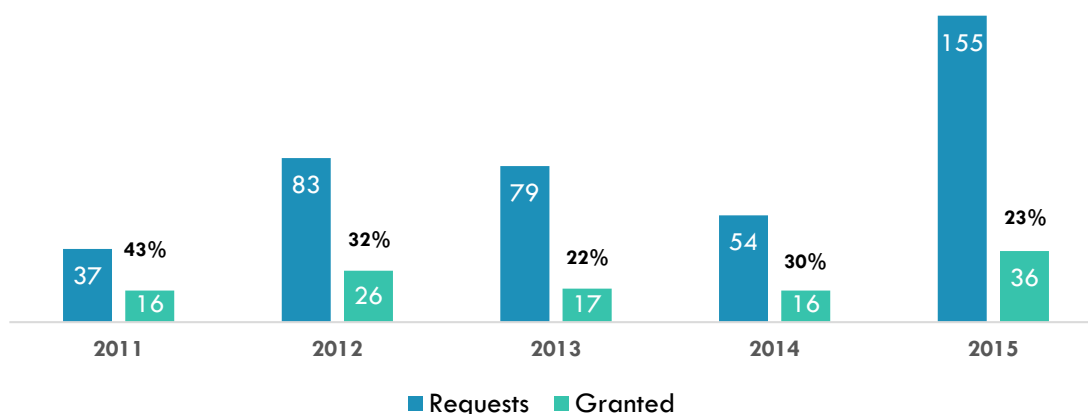
The Probate and Civil Harassment Courts received a joint total of 155 requests for elder or dependent adult abuse restraining orders in FY 2015. The total number of requests has increased 187 percent from FY 2014. Of requests for restraining orders, 36 were granted: 23 percent of total requests and 24 percent of requests that remain on calendar. Only one request was denied. Following the trend established in FY 2013, the majority of these cases (65 percent) received other dispositions, which means they were continued, dismissed, or set for trial.

⁶⁶ The information in this table does not include restraining orders requested in Criminal Court as part of a criminal prosecution.

⁶⁷ Because more than one temporary restraining order may be issued in the same case before a final decision is made, we have decided to more accurately reflect the number of persons requesting restraining orders, which has changed this data from previous years.

⁶⁸ Other Disposition includes cases continued per reissuance of order to show cause, dismissed, set for trial, advanced, or vacated.

**San Francisco Superior Court
Dispositions of Elder and Dependent Adult Abuse
Restraining Order Requests
FY 2011-2015**



The overall increase of the elder population, more awareness and advocacy surrounding elder and dependent adult abuse, and more accurate filing practices on the part of the Superior Court could all contribute to an increase in Elder and Dependent Adult Abuse restraining order requests.

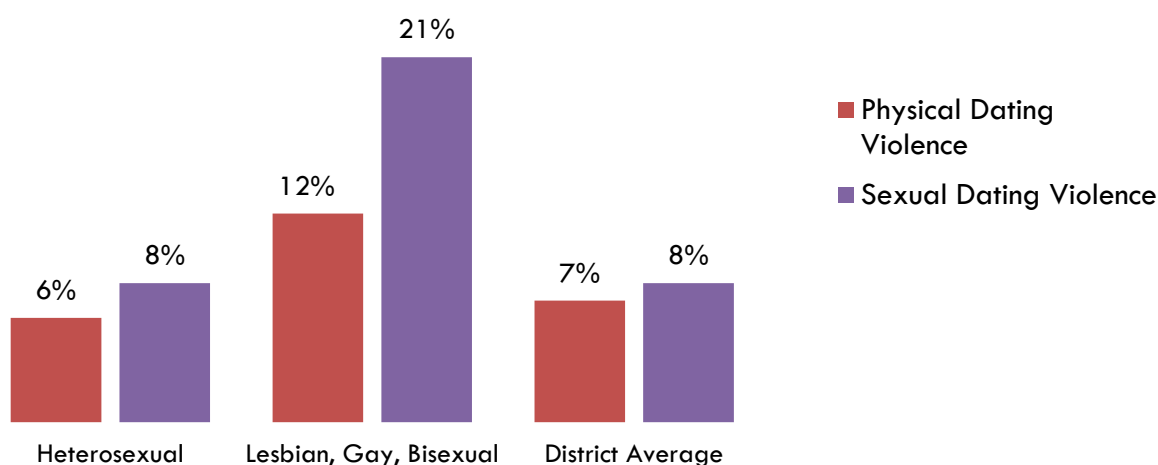
*San Francisco Superior Court
Dispositions of Elder and Dependent Adult Abuse
Restraining Order Requests Probate and Civil Harassment Courts
FY 2013-2015*

	FY 2013	FY 2014	FY 2015
Requests	79	54	155
Granted After Hearing	17	16	36
Percent Granted	22%	30%	23%
Denied	22	2	1
Off Calendar	15	9	6
Other Disposition	67	41	100
Pending	0	0	12

UNIFIED SCHOOL DISTRICT

The Student, Family, and Community Support Department (SFCSD) of San Francisco Unified School District (SFUSD) provides a broad range of specialized services and programs to support SFUSD students and their families beyond the classroom. SFCSD has a variety of prevention and intervention services to address the needs of students experiencing violence. These include: professional development for teachers and staff; violence prevention curricula across K-12; school social workers and nurses in elementary and middle schools, high school Wellness Centers; health promotion staff such as Health Advocates in elementary, LGBTQ Support Liaisons and Youth Outreach Coordinators in middle and high schools; and programs addressing the needs of youth at disproportionate risk including Support Services for LGBTQ Youth, Mentoring for Success, and Caminos.

Physical & Sexual Dating Violence Prevalence Among High School Students Who Date SY 2014-2015



This graph shows the SY2014-15 violence prevalence results from a set of high school students who date. Physical violence was defined as being physically hurt on purpose one or more times during the past year. Sexual violence was defined as being forced to do sexual things that you did not want to do one or more times in the past year.

Due to the low unweighted sample size, results for transgender students are likely not representative and not included in the graph. However, research studies indicate that transgender students are at disproportionate risk for physical and sexual dating violence.

Youth Risk Behavior Survey

Every two years, SFUSD administers the Center for Disease Control and Prevention's Youth Risk Behavior Survey (YRBS)⁶⁹ to a random sample of students across all SFUSD middle and high schools, and uses the data to examine risk factors present in students' lives. Data from the most recent survey, covering school year 2014-15, found among high school students who dated, rates of physical dating violence at 6 percent (n=929) for heterosexual students; and 12 percent (n=82) for lesbian, gay, or bisexual students. Sexual dating violence occurred at 8 percent (n=922) for heterosexual students, 21 percent (n=81) for lesbian, gay, or bisexual students.

Violence Prevention Education

As of May 31 15, SFUSD had 481 school-wide health events reported for SY2014-15 across grades K through 12. "Violence Awareness" was among the top five focus areas for the presentations that were held, which included events such as workshops, student-led campaigns, and school-wide resource fairs, among others.

Based on SFUSD's Comprehensive Program Monitoring (CPM) data, violence prevention education efforts in elementary schools for SY 2014-15 demonstrates that evidenced-based violence prevention lessons were taught by 661 teachers. Lessons also included violence prevention curriculum from "tribes," "caring school community," "restorative practices," and lessons developed by teachers. Violence Prevention lessons were the most commonly taught health education lessons by teachers who submitted CPM data.

SFUSD has designated November as "Violence Prevention" month and January as "Building Friendships and Healthy Relationships" month. During these months, SFUSD stresses coordinated efforts to provide classroom curricula around peer violence, family violence, and teen relationship issues for teachers to implement. Additionally, throughout the school year, Wellness Center staff, school social workers, nurses, health advocates, and LGBTQ support liaisons organize workshops at various elementary, middle, and high schools throughout the district. These workshops aim to educate, create public awareness, and equip students with tools and resources to recognize and address community violence as they present themselves in children's lives.

Trauma-Informed Care

SFUSD provides ongoing trauma-informed care training. Since 2013, all SFUSD social workers, nurses, high school Wellness Coordinators, and Community Health Outreach workers have received Complex Trauma training. These staff are required to complete a three-part training

⁶⁹ Standard CDC Youth Risk Behavior Survey Questionnaires can be accessed at: http://www.cdc.gov/healthyyouth/yrbs/questionnaire_rationale.htm

series: Trauma 101 – Addressing Complex Trauma in Schools, Trauma in Schools – Strategies for Promoting School Success, and Creating a Safe and Supportive School Community.

Trainings are also offered to school psychologists, special education and pupil services staff. Two-hour trauma basics sessions are offered to school counselors, teachers, central office administrators and content specialists. Staff are also encouraged to join a trauma-informed Professional Learning Community (PLC) to examine ways they can assist their colleagues to be more trauma sensitive. PLC training includes:

- “Teacher Consultation Strategies for Trauma Sensitive Schools”
- “Promoting Resilience and School Success by Creating Trauma-Sensitive, Safe and Supportive Schools”

In addition, site-based trauma professional development is provided by a Project Prevent Grant awarded to SFUSD by the U.S. Department of Education.

APPENDIX A: SAN FRANCISCO FAMILY VIOLENCE COUNCIL MEMBERS FY 2015

Agency	Family Violence Council Representative
Adult Probation Department	<i>Mark Hudgins, Ramona Massey, Sunny Schwartz, Andrea Wright</i>
Batterer's Intervention Programs	<i>Antonio Ramirez</i>
Board of Supervisors	<i>David Chiu, Iris Wong</i>
Commission/Department on the Status of Women	<i>Nancy Kirshner-Rodriguez, Dr. Emily Murase, Minouche Kandel</i>
Department of Aging and Adult Services	<i>Jill Nielsen</i>
Department of Animal Care & Control	
Department of Child Support Services	<i>Karen Roye, Freda Randolph Glenn</i>
Department of Children, Youth, & Their Families	<i>Aumijo Gomes</i>
Department of Emergency Management	<i>Robert Smuts, Cecile Soto</i>
Department of Public Health	<i>Dr. Leigh Kimberg, Carol Schulte</i>
Department of Human Resources	<i>Susan Gard</i>
District Attorney's Office	<i>Elizabeth Aguilar Tarchi, Marianne Barrett, Gena Castro Rodriguez, Julius DeGuia, David Merin, Jackie Ortiz</i>
Domestic Violence Consortium	<i>Beverly Upton</i>
Fire Department	<i>Mindy Talmidge</i>
Human Services Agency	<i>Sylvia Deporto</i>
Juvenile Probation Department	<i>Chief Allen Nance, Paula Hernandez</i>
Mayor's Office	<i>Paul Henderson</i>
Police Department	<i>Sgt. Tony Flores, Capt. Teresa Gracie, Capt. Joseph McFadden, Lt. Edward Santos, Lt. Trenia Wearing</i>
Public Defender's Office	<i>Carmen Aguirre, Simin Shamji</i>
San Francisco Child Abuse Prevention Center	<i>Katie Albright, Abigail Stewart-Kahn</i>
San Francisco Elder Abuse Prevention Center	<i>Shawna Reeves</i>
San Francisco Unified School District	<i>Erik Martinez</i>
Sheriff's Department	<i>Delia Ginorio, Kathy Gorwood, Ali Riker</i>
Superior Court	<i>Judge Kathleen Kelly, Judge Anne-Christine Massullo</i>

Jerel McCrary, from Bay Area Legal Aid, serves as the Family Violence Council representative for the Sentencing Commission.

APPENDIX B:

FIVE YEAR PLAN TO ADDRESS FAMILY VIOLENCE

In the spring of 2016, the Mayor's Office requested the Family Violence Council to develop a Five Year Plan to Address Family Violence. The Council put together an ambitious plan. While this took place beyond 2015, we include this here to document the vision of what it would take to comprehensively address family violence in San Francisco.

5-Year Plan to Address Family Violence

San Francisco has made some important strides in the past decade in responding to family violence. In 2007, the Family Violence Council emerged from the prior Domestic Violence Council, incorporating child abuse, domestic violence and elder abuse, with recognition that forms of family violence are linked. For almost four years, from 2010-2014, we were able to go 44 months without a domestic violence homicide. We have created a state of the art Child Advocacy Center, and recently put more law enforcement resources into investigating elder abuse.

However, we can do more to “connect the dots,” among many inter-related forms of violence including family violence, address family violence more vigorously, and facilitate collaboration with other violence prevention efforts in the City. Addressing family violence should be incorporated into initiatives like the Trauma Informed Systems Initiative at the Department of Public Health, the Our Families, Our Children Council, and the Interrupt, Predict, and Organize effort, and other important violence prevention programs in San Francisco. The various efforts to prevent and respond to violence in San Francisco present an opportunity for synergistic collaboration. By prioritizing and responding to risk factors and cultivating protective factors that are shared across multiple forms of violence our violence prevention efforts will be more successful. Wherever possible, institutions should also incorporate screening for high lethality potential risk factors and doing multi-system case review of potential high lethality cases.

The following recommendations build out in part from the recommendations contained in the *FY 2014 Family Violence Council Report*, published in late 2015. The recommendations prioritize solutions that cut across disciplines, and work together to strengthen San Francisco’s response to the various forms of family violence. They aim to change attitudes, beliefs, norms, and practice towards family violence by: training the city workforce and the public; expanding access to services through linguistically accessible and culturally competent programs; sustaining a network of public and community based service providers through increased funding; and leveraging collaborations and multi-disciplinary work groups. The recommendations put prevention in the foreground and focus on root causes of violence. The recommendations were assembled with input from members of the Family Violence Council and related stakeholders, and are listed in order of priority.

1. Direct Services to Address Family Violence

A. Child Abuse: Screening conducted with children and families for child abuse and childhood exposure to violence and linkage to direct family support services that strengthen protective factors.

(\$275,000/year in Year 1 to \$975,000/year in Years 2-5 through the Joint Funders for Family Resource Centers Initiative—HSA, DCYF, First 5)

\$150,000 to develop and evaluate a child screening tool/protocol to effectively identify and link at-risk children and their families to services. (Years 1-5)

\$125,000 to provide training and technical assistance annually to child and family serving organizations in order to improve direct services including identification of at-risk children as well as implement direct service best practices to build Protective Factors. (Years 1-5)

\$700,000 in increased support for Family Resource Centers via Joint Family Resource Center Initiative with a focus on building families’ protective factors. (Years 1-5)

Child Abuse, as all forms of family violence, is a complex public health issue requiring a tiered and sophisticated prevention and response approach. San Francisco has invested with success in the child abuse response system and has invested somewhat less so in a citywide approach to prevention. The Our Children Our Families Outcome Framework -Measure A3 focuses on the reduction of child maltreatment. To make this prevention system possible, a robust screening, linkage and support service response for prevention should be developed. Happily, the majority of the pieces of this system already exist in our community. With some increased investment, these systems could be connected and aligned to maximize our collective impact.

To carry the impact of the Training Institute (below) further towards the prevention of child abuse, child-serving government and non-government entities require increased resources to put into direct practice their learnings regarding risk and protective factors. The “Five Protective Factors” are the foundation of the Strengthening Families Approach: parental resilience, social connections, concrete support in times of need, knowledge of parenting and child development, and social and emotional competence of children. Research studies support the common-sense notion that when these Protective Factors are well established in a family, the likelihood of child abuse and neglect diminishes. Research shows that these protective factors are also “promotive” factors that build family strengths and a family environment that promotes optimal child and youth development. But how can we take this research and common-sense and provide direct services to families to lower their risk and increase their protective factors?

Critical to the implementation of a public health response to child abuse is consistent screening for child abuse by child-serving professionals to determine level of risk and protective factors in a family. While some of this screening will inevitably lead child-serving professionals to make mandated reports to Family and Children’s Services for those at highest risk, many children screened have risk factors for abuse and low family protective factors but do not reach the level of abuse required for reporting or, once a report is made, do not reach the legal definitions of abuse. Finding appropriate support for those at risk but not yet abusive family environments is challenging, even with successful implementation of Differential Response and similar programs. The City’s 25 Family Resource Centers provide critical infrastructure to support low, medium and high-risk families to provide services designed to raise a family’s capacity to raise children in healthy, non-abusive environments. Increased funding to the Family Resources Centers via the Joint Funders to provide Protective-Factors based direct services would mean that, once families are screened and identified, there would be a robust, culturally and linguistically competent, community-based and protective factor-focused set of agencies better able to support them.

Goal: Increase child-serving organizations capacity to effectively prevent child abuse through services that directly increase protective factors in families. Increase capacity to properly screen for child abuse, respond/refer to organizations based on the level of risk through expanded resources for direct services to non-profit Family Resource Centers and through tools, training and technical assistance to Family Resource Centers.

Year 1 Objectives:

- Increase capacity of Family Resource Centers to prevent child abuse by providing services that directly increase protective factors in families.

- Develop an effective screening tool for child abuse and family protective factors for implementation at all child and family serving agencies contracting with the city and child serving departments;
- Require child serving agencies to attend Training Institute discussed above or other forms of training to increase knowledge of family violence and learn how to take action.

Year 2 Objectives:

- Begin implementation of screening tool for child abuse and family protective factors;
- Provide increased funding to Family Resource Centers via the Joint Funders to adequately staff, train and support child and family serving agencies on best practices to build protective factors aligned with the Protective Factors Framework. Create mechanisms to identify and evaluate effective interventions;
- Provide funding for technical assistance to those Family Resource Centers interested in adopting best practices and developing programmatic or organizational outcomes based on the Protective Factors Framework.

Year 3 Objectives:

- Continue implementation and testing of screening tool for child abuse and family protective factors;
- Identify promising practices that effectively build protective factors and share learnings with Family Resource Centers;
- Provide funding for technical assistance to those Family Resource Centers interested in developing programmatic or organizational outcomes based on the Protective Factors Framework.

Year 4 Objectives:

- Evaluate screening tool for child abuse and family protective factors for efficiency and effectiveness. Adjust tool as appropriate;
- Continue to identify promising and established practices that effectively build protective factors and share learnings with Family Resource Centers;
- Provide funding for technical assistance and capacity building to Family Resource Centers interested in implementing promising/best practices that build protective factors.

Year 5 Objectives:

- Evaluate and refine screening tool for efficiency and effectiveness;
- Evaluate promising practices that build family protective factors;
- Increase adoption of promising practices that build family protective factors.

B. Domestic Violence: Sustain and expand San Francisco's existing and innovative domestic violence prevention and intervention services (\$900,000-\$1,000,000 annually) (Few to no new City positions are required; additional funds would go mostly to direct service providers and those they serve.)

Over 20,000 San Francisco residents and visitors reach out to the community for domestic violence prevention and intervention services annually. A network of approximately 25 non-profit organizations work with survivors of domestic violence and their children to help ensure their safety and self-determination. This network has 30+ years of successful strategies in collaboration with the

Department on the Status of Women. Shelter, legal services, 24-hour crisis line, therapeutic services, group work and community building are the backbone of San Francisco’s successful model.

A dashboard of the current issues facing the network of domestic violence and stalking service providers includes, but is not limited to:

- Innovative work regarding Language Access and an environment of cultural awareness is critical to removing barriers, creating opportunities for survivors, and improving the criminal justice system’s response to, and prevention of, domestic violence in all communities.
- Cultural awareness regarding the LGBT community is key, with a particular need for attention to issues facing transgender victims of violence, including homicide, who are subject to wrongful arrests, unconscious bias and disrespect by some in law enforcement and the courts.
- The housing crisis in San Francisco affects public safety when victims of domestic violence fear that leaving their abusive homes will result in homelessness. Domestic violence is a leading cause of homelessness among women and children nationally.
- The housing crisis is also affecting domestic violence service providers. Advocates, community based attorneys and program directors are being forced out of the city by rising rents and evictions. This silent epidemic has gone largely unaddressed for those working in non-profits. Not only does this serve to reduce the connectedness of the service providers to the City, but it can be a barrier to 24 hour, in-person response to the needs of survivors and their children.
- CBO sustainability is a crisis in San Francisco. Those who have given their lives and careers to serve our most vulnerable are finding themselves underpaid, overworked and traumatized by their work with no resources or relief in sight.
- Employment is key to survivors as they struggle to attain self-sufficiency. We must do more to connect survivors to employment services and public benefits.
- Immigration policy can inhibit survivors from calling for help, particularly if they fear ICE detention for their partners or themselves.
- Regain trust for law enforcement and the criminal justice system by policy improvement, community building, and reform efforts. Recent events such as racist and homophobic texts, officer-involved domestic violence and stalking, and officer involved shootings have caused intense mistrust among many communities. This leaves the non-profit community responding to more and more dangerous calls for help, putting staff at greater danger, emboldening perpetrators, and, ultimately, putting the public at greater risk.
- Protecting children is a common goal among Family Violence Council members and the communities they serve. Fear of having one’s children removed as a result of calling 911 poses a large threat to many domestic violence survivors. More must be done to mitigate the unintended consequences of our efforts to “save children” from witnessing domestic violence.

- Those who work with domestic violence and stalking perpetrators provide vital and potentially life-saving services to the community. More must be done to build bridges and affect policy and practice in Batterer Intervention Programs.
- Government and community engagement must be encouraged and supported. Responding to domestic violence homicides, marking significant occasions such as Domestic Violence Awareness Month, and joining celebrations of safety and justice help to build community, understanding of the issues, and send a message to the public that we are united in our concern for their safety and well-being and that of their children.
- Most of the victims of our latest domestic violence-related homicides were not connected to services. We need to continue raising awareness and spreading the word of hope and safety. Every resident of San Francisco needs to know that help exists and how to access it.
- Related to the earlier recommendation on gun relinquishment, the use of firearms is now more prevalent in domestic violence-related abuse and homicides.

Goal: Sustain and expand the network of Violence Against Women and Domestic Violence-related services to meet the needs of San Francisco's diverse communities.

Year 1 Objectives

- Housing & Services for Clients: Augment funding for Violence Against Women services by 10% - 20% to invest in residential, non-residential, legal and prevention services, in order to meet the needs of clients, maintain their safety and well-being;
- Employment: Encourage and fund existing and new partnerships among domestic violence agencies, non-profit work-readiness programs, and City Departments to develop job programs for domestic violence survivors;
- Immigration: Uphold San Francisco's Sanctuary City Ordinance. Hold Town Hall-type discussions on Domestic Violence, Immigration and ICE detention;
- Trust in Law Enforcement:
 - Increase training for all law enforcement officers on Limited English Proficient issues and increase recognition and certification of bilingual officers. Hold town hall-type discussions around the City on domestic violence and violence against women. Identify officers at each district station that would be contacts for the violence against women/family violence service providers to contact when there is a problem with getting a police report or other issues;
 - Review methods to improve prosecution of restraining order violations with District Attorney's Office, so that abusers will be held accountable for ignoring court orders;
- Protecting Children: The Police Department, Family & Children's Services, and the domestic violence community should partner to monitor data on the effectiveness and/or unintended consequences of any cross-reporting policies, and hold the Police Department and the Domestic Violence community accountable for the safeguards that they agreed to in 2015 that have yet to be implemented. All stakeholders should be able to discuss these difficult issues openly and honestly;

- Perpetrators: Support the work of the Adult Probation / Domestic Violence Consortium “Batterers Intervention Audit Team;” and the work of the Batterers Intervention Programs offered in the community and through the Sheriff’s Department;
- Provide several trauma-informed trainings per year for Violence Against Women non-profit staff. Bring the Trauma Stewardship Institute to provide trainings;
- Government & Community Engagement: Implement a joint response to domestic violence homicides, such as a vigil, a presence at memorials and family-requests. Domestic violence homicides should not go unnoticed in our City;
- Raising Awareness: Demonstrate strong collaboration during Domestic Violence Awareness Month. Light City Hall purple for the entire month of October, and issue press releases raising awareness about the services available. Contract with a media consultant to help the City and the Violence Against Women community based organizations tell their story and raise awareness;
- Gun Safety: Domestic violence service providers should be invited to partner with City departments and the Mayor’s Office on gun safety discussions, homicide debriefing and legislation.

Year 2 Objectives

- Housing & Services for Clients: Continue General Fund investment and expand transitional housing programs;
- Employment: Assess effectiveness of vocational programming for survivors of domestic violence/sexual assault and the estimated financial impact of these programs on survivors, their families and the City. Continue support for the Department on the Status of Women/Department of Human Resources Domestic Violence Liaison Program;
- Immigration: Maintain San Francisco’s commitment to be a Sanctuary City;
- Trust in Law Enforcement: Conduct a full audit of the Special Victims Unit and report results to Commission on the Status of Women, the Mayor’s Office, the Police Commission and the Board of Supervisors;
- Protecting Children: Track outcomes for families experiencing domestic violence and CPS intervention, and compare with community-based assistance;
- Perpetrators: Support and highlight existing work and community building with the Batterer Intervention Program provider community;
- Government & Community Engagement: Increase engagement with a City / Community meet & greet;
- Raising Awareness: Review and begin to implement the recommendations from the media consultant;
- Gun Safety: Make domestic violence a high priority in the gun safety conversation. Address domestic violence in gun buy-backs and other efforts.

Year 3 Objectives

- Housing & Services for Clients: Sustain investment and expansion of community-based services;
- Employment: Expand workplace protections for survivors;
- Immigration - Continue to meet the needs of immigrant survivors;

- Trust in Law Enforcement: Earn the trust of the community by holding accountable officers that do not adhere to Police Department general orders and policies;
- Protecting Children: Explore ‘non institutional’ partnerships to increase safety and reduce trauma for children who witness domestic violence;
- Perpetrators: Create a forum to hear from domestic violence offenders and those who work with them, to be hosted by the San Francisco Domestic Violence Consortium;
- Government & Community Engagement: Include advocates and violence against women leaders in events with other jurisdictions. Share our best practices and learn from neighboring communities about what is working;
- Celebrate non-profit advocates that risk their lives on a daily basis to do this work;
- Raising Awareness: Expand media strategy and monitor outcomes;
- Gun Safety: Work with San Francisco legislators to write and pass legislation that raises the bar on gun relinquishment in addition to the ongoing work;

Year 4 Objectives

- Housing & Services for Clients: Continue investment and support. Measure, assess and adjust based on outcomes and need;
- Employment: Measure, assess and adjust based on outcomes;
- Immigration: Continue bold efforts to protect immigrant survivors and their families;
- Trust in Law Enforcement: Measure, assess and adjust based on outcomes;
- Protecting Children: Explore innovative programs such as a summer camp for children affected by domestic violence and trauma;
- Perpetrators: Continue community building. Address women’s domestic violence-related criminal justice involvement;
- Government & Community Engagement: Continued engagement;
- Raising Awareness: Measure, assess and adjust based on calls to the community and 911;
- Gun Safety: End gun related domestic violence homicides in San Francisco.

Year 5 Objectives

- Housing & Services for Clients - Continue investment and expansion.
- For all prior objectives: celebrate accomplishments, adjust where necessary and work on next draft of the Family Violence plan.

C. Elder Abuse: Build out direct services for older adults and adults with disabilities who are victims of abuse (\$883,184 /year)

Fund 1 FTE Forensic Accountant at a community based organization, through Department of Aging and Adult Services (\$80,000/year);

Fund 1 FTE case manager at a community based organization, through Department of Aging and Adult Services (\$100,000/year);

Fund 1 FTE therapist, at a community based organization, through Department of Aging and Adult Services (\$100,000/year);

Allocate \$50,000 for shelter beds through Department of Aging and Adult Services;

Allocate \$50,000 for assisted living/board and care placements through Department of Aging and Adult Services;

Hire 1 FTE 1823 Senior Administrative Analyst at Dept. of Public Health (\$157,000/year);
Hire 1 FTE Assistant District Attorney (\$162,000/year);
Hire 1 FTE Elder Abuse Inspector at Police Department Special Victims Unit (\$184,184/year);

San Francisco has a significant older adult population, but services for older adults and adults with disabilities who are victims of abuse have not received the same kind of resources as other areas of family violence. The housing crisis in San Francisco has made elders particularly vulnerable to financial abuse connected to their mortgages and improper evictions. Funding for additional staff to investigate elder abuse at the Police Department, prosecute elder abuse at the District Attorney's Office, and provide prevention, intervention, and continuing case management services in the community are all needed.

Goal: Improve San Francisco's response to Elder Abuse.

Year 1 Objectives

- Secure funding for additional staff at the Police Department and District Attorney's Office to focus on financial abuse and abuse in long term care facilities.
- Secure funding for an additional staff person at the Department of Public Health to focus on the health care system's response to abuse of older adults and adults with disabilities;
- Explore the development of a hotline for caregivers of older adults/adults with disabilities, similar to the Talk Line, which would provide support and resources for caregivers feeling stressed or overwhelmed;
- Begin collaboration between Family Violence Council and new Department of Homelessness on developing best models for providing emergency shelter to abused older adult/adults with disabilities.

Year 2 Objectives

- Create a supervised visitation / family reunification program for elders abused by adult family members, coordinated with the District Attorney's Office and Probation Department;
- Hold a hearing on the crisis of low-income elders facing eviction based on protected fair housing categories such as age and disability (hoarding, etc.). Coordinate with Department of Aging and Adult Services, the Human Rights Commission, Department of Fair Employment and Housing, Department of Housing and Urban Development, Asian Law Caucus, Asian Pacific Islander Legal Outreach, and other local nonprofit fair housing organizations (Project Sentinel, Housing Equality Law Project, etc.);
- Hire a forensic accountant for the San Francisco Elder Abuse Forensic Center and train Adult Protective Services workers on forensic investigation techniques, collection of evidence, etc.;
- Fund specialized shelter beds for adults with disabilities/older adults who are victims of abuse;
- Fund assisted living placements or board and care placements for older adults/adults with disabilities who are victims of abuse.

Year 3 Objectives

- Create a specialized case management program for survivors of older adult/adults with disabilities abuse in San Francisco. This program would not have income requirements and would be available to current and former Adult Protective Services clients. The program would include mental health services for older adults/adults with disabilities abuse, and provide for both support groups and home-based counseling for those who are homebound;
- Institute an evidence-based program for training first responders and emergency dispatch on responding to elder abuse, based on San Diego's training program.

Year 4 Objectives

- Measure, assess and adjust based on outcomes and need.

Year 5 Objectives

- Measure, assess and adjust based on outcomes and need.

2. Create a Training Institute on Prevention and Response to Family Violence (\$307,000/year)

Hire 1 FTE 1823 Senior Administrative Analyst at Dept. on the Status of Women (\$157,000/year)

Fund 2 FTE Community Advocates through Dept. on the Status of Women (\$150,000)

Multiple city agencies require on-going training on family violence to ensure they are responding effectively to cases of child abuse, domestic violence, and elder abuse. It has been eight years since the City last offered the Domestic Violence Response Cross-Training Institute, which trained over 430 criminal justice personnel from the Police Department, Adult Probation, Sheriff's Department, District Attorney's Office and Department of Emergency Management. This innovative model of training professionals across agencies helped the participants understand how their role fit into the overall response to domestic violence, and the challenges for victims in navigating systems. An independent evaluator rated the Institute as "a very important advance in the governmental response to...domestic violence."

Developing a permanent Training Institute and broadening its scope to focus on both prevention and response as well as child abuse and elder abuse would institutionalize this best practice, significantly improving the City's direct service response and prevention of family violence. San Diego has developed a training program for first responders to elder abuse that could be incorporated into the training. The Institute could also engage an even broader sector of city employees who come into contact with victims of family violence (like EMT workers or library staff), and provide targeted trainings to particular agencies in addition to the cross sector trainings. For prevention, the key themes should be teaching all city employees about all forms of family violence with specific focus on knowledge development, cultivation of protective factors as well as understanding the adverse effects when children are exposed to family violence, recognition and the importance of screening, and how to take action when risk or violence is identified, including heightened response when high risk factors are identified. The Institute could also work with individual agencies to ensure that their protocols reflect best practices on preventing and responding to family violence.

The person staffing the Training Institute could also help oversee implementation of the other components of this 5 Year Plan.

Goal: Improve San Francisco's prevention and response to family violence.

Year 1 Objectives

- Hire 1 FTE staff at DOSW;
- Develop Request for Proposal for 2 FTE community advocates to assist with training and protocol development and issue Request for Proposal and award grants;
- Create curriculum for Cross Training Institute;
- Oversee implementation of 5 Year Plan to Address Family Violence.

Year 2 Objectives

- Provide 10 8-hour Cross Training Institutes;
- Develop tailored curriculum for particular city agencies and provide 10 3-hour targeted trainings;
- Assist one city agency with updating its family violence protocols;
- Train 20% of staff of participating agencies in Cross Training Institutes by end of Year 2;
- Oversee implementation of 5 Year Plan to Address Family Violence

Year 3 Objectives

- Provide 10 8-hour Cross Training Institutes;
- Provide 10 3-hour targeted trainings to particular city departments;
- Assist a second city agency with updating its family violence protocols;
- Train 40% of staff of participating agencies in Cross Training Institutes by end of Year 3;
- Oversee implementation of 5 Year Plan to Address Family Violence

Year 4 Objectives

- Provide 10 8-hour Cross Training Institutes;
- Provide 10 3-hour targeted trainings to particular city departments;
- Assist a third city agency with updating its family violence protocols;
- Train 60% of staff of participating agencies in Cross Training Institutes by end of Year 4;
- Oversee implementation of 5 Year Plan to Address Family Violence.

Year 5 Objectives

- Provide 10 8-hour Cross Training Institutes;
- Provide 10 3-hour targeted trainings to particular city departments;
- Assist a fourth city agency with updating its family violence protocols;
- Train 80% of staff of participating agencies Cross Training Institutes by end of Year 5;
- Oversee implementation of 5 Year Plan to Address Family Violence.

3. Gun relinquishment program for family violence offenders

Hire 1 FTE 8302 Deputy Sheriff at Sheriff's Department (\$110,000/year)

Getting firearms out of the hands of domestic abusers is a critical step to preventing family violence homicides. Women who are threatened with a gun during a domestic violence incident

are more than 20 times more likely to be murdered. In 80% of cases, the lethality is reduced when firearms are removed. California and federal law prohibit a person who is restrained by a civil or criminal protective order from possessing a firearm. California domestic violence restraining orders require the restrained party to surrender any firearms, but if they do not do so voluntarily, there is no consistent method in which the gun surrender is enforced. The California Attorney General's office has a program, the Armed and Prohibited Persons System, which is supposed to remove guns from the possession of persons prohibited from having a gun, but as of the end of 2015, the APPS program had a backlog of over 12,691 unrecovered firearms statewide. The APPS program does not review the actual restraining order applications to gather information on firearm possession, and only retrieves firearms from persons who legally purchased or registered their firearm.

San Mateo County has implemented a Domestic Violence Firearms Compliance Unit through their Sheriff's Department, in which one full time deputy reviews every restraining order that is issued to determine whether the protected party believes the restrained party has access to firearms, and also cross references databases of registered gun owners to identify restrained parties who have guns. This program goes beyond the Attorney General's program. By reading the domestic violence restraining order applications, it is able to include *unregistered* firearms that the restrained party may possess. The deputy then actively works to recover the guns, either through voluntary surrender or through law enforcement efforts to recover the firearm.

Since January 2014 there have been several domestic violence homicides each year in San Francisco, and at least two involved firearms. Instituting a family violence firearms surrender program could help prevent future homicides.

Goal: Remove firearms from family violence offenders to prevent future homicides.

Year 1 Objectives

- Consult with relevant agencies and determine best model for the program;
- Hire 1 FTE to run the program;
- Develop protocols for the program.

Year 2 Objectives

- Begin gun relinquishment activities;
- Increase by 20% the number of guns identified in restraining orders that are removed from offenders;
- Create and implement public outreach campaign to inform community groups about the program so they can inform their clients at risk of gun violence about the program.

Year 3 Objectives

- Continue gun relinquishment activities;
- Increase by 10% the number of guns that are removed from offenders.

Year 4 Objectives

- Continue gun relinquishment activities;
- Maintain the number of guns that are removed from offenders.

Year 5 Objectives

- Continue gun relinquishment activities;
- Maintain the number of guns that are removed from offenders.

4. Improve Language Access for Victims of Family Violence

(\$175,000)

Fund 1 FTE Community Based Advocate through Office of Civic Engagement and Immigrant Affairs to lead process to develop best practices on enhancing language access for family violence cases (\$75,000/year);

Implement pilot project to provide Language Line access at no cost to family violence non-profits receiving city funding (\$100,000/year);

After best practices are identified, provide funding for in-person interpreters for city and non-profit providers serving victims of family violence, cost TBD.

Limited English Proficient victims of family violence face additional barriers to reporting abuse and receiving services. Many victims are unable to even make a police report at district stations due to lack of personnel who speak their language, face long wait times for assistance, or are uncomfortable utilizing interpretation services. Language assistance services for victims are difficult to obtain in a timely manner for many departments working with children, adults and elders. For example, interpreter services for on-going investigation of child abuse are not guaranteed without 24 hours' notice. Community based organizations also struggle to provide optimal language services in all the needed languages of their clients.

Goal: A family violence victim speaking any language shall be able to receive appropriate response and services, in a timely and culturally appropriate manner, from both city departments and non-profit agencies.

Year 1 Objectives

- Pilot a program to provide Language Line access at no cost to certain family violence non-profit service providers receiving grants from the City;
- Continue the work of the Limited English Proficient (LEP) Workgroup that currently consists of Domestic Violence and Sexual Assault service providers, the San Francisco Domestic Violence Consortium, District Attorney's Office, the Office of Citizen's Complaints and the Police Department. Help to fully implement the Police Department Limited English Proficient General Order (DGO 5.20 from 10/17/07);
- Ensure that all Police Department public facing personnel are continuously trained on language access protocols and how to approach or serve individuals for whom English is not a primary language and/or who are hearing impaired in a culturally appropriate manner;
- Ensure all Police Department officer phones are loaded with Language Line account information and train all officers in using Language Line;
- Create a card in multiple languages that is posted on the City's website and can be downloaded that says "My preferred language is _____. Please provide me an interpreter" that limited English proficient victims can use to notify city department staff about their preferred language. Customize "I Can Help You" guide cards for public facing employees to use;
- Increase outreach to increase number of bilingual police recruits;

- Hire or reassign more Department of Human Resources staff to test bilingual/signing employees on written skills and to re-test all bilingual employees or oral/signing skills every three years;
- Create a list of all bilingual/signing employees at the police department (both sworn and civilian) who might be available to help with interpretation/translation;
- Create a database of all bilingual/signing employees of the City and community volunteers, including their interpretation skill level, who may be available to assist during crisis or emergency situations;
- Create a video in multiple languages to play at Police Department district stations which informs limited English proficient victims of their language access rights;
- Create a Police Departmental bulletin that if a district station cannot take a victim's report within 30 minutes, they shall assist the victim in making an appointment with the Special Victims Unit to file the report;
- Develop Request for Proposal for 1 FTE community advocate to oversee development of best practice model for providing timely, culturally appropriate services to limited English speaking survivors of family violence, and issue Request for Proposal and award grant;
- Once position is filled, explore best models for providing in-person interpretation in various settings, both for city departments and non-profit agencies, including but not limited to exploration of: (1) Improving quality and timely accessibility of contracted translation services for departments serving victims of family violence; (2) Creating a new job classification in the City for staff whose primary purpose is to interpret/translate for multiple City departments, and determining which agency should house them; (3) enabling departments to hire their own interpreters/translators; (4) creating a multi-lingual access model of bilingual interpreters/translators specifically trained in working with victims of family violence.

Year 2 Objectives

- At least 15% of new police recruits will be certified bilingual;
- Conduct outreach campaign to non-profits that work with limited English proficient clients on the new "please provide me with an interpreter" card;
- Begin testing bilingual staff on written skills and re-testing all bilingual staff on oral/signing skills every three years;
- Set up devices in Police Department district stations that can play the language access rights video and train district staff on how to utilize the video;
- Complete recommendation for best practices for providing timely, culturally appropriate services to limited English speaking survivors of family violence.
- Report out on recommendations and progress of Limited English Proficient Workgroup to Commission on the Status of Women, the Mayor's Office, the Police Commission and the Board of Supervisors.

Year 3 Objectives

- At least 20% of new police recruits will be bilingual.
- Fund and implement recommendation for best practices on for providing timely, culturally appropriate services to limited English speaking survivors of family violence;

- Continue to report out on recommendations and progress of Limited English Proficient Workgroup to Commission on the Status of Women, the Mayor's Office, the Police Commission and the Board of Supervisors.

Year 4 Objectives

- At least 25% of new police recruits will be bilingual;
- Continue to fund, implement recommendations, and report out on best practices for providing timely, culturally appropriate services to limited English speaking survivors of family violence.

Year 5 Objectives

- At least 25% of new police recruits will be bilingual;
- Continue to fund, implement recommendations, and report out on best practices for providing timely, culturally appropriate services to limited English speaking survivors of family violence;
- Celebrate accomplishments, adjust where necessary, and work on next draft of the Family Violence plan.

5. Sexual Assault System Reform: Invest in Sexual Assault Response Team (\$307,000)

*Hire 1 FTE 1823 Senior Administrative Analyst at Dept. on the Status of Women (\$157,000/year);
Fund 2 FTE Community Advocates through Dept. on the Status of Women (\$150,000/year)*

The City has staffed interagency work groups that advocate for system reform in the areas of family violence and human trafficking, but no similar resources exist for sexual assault. The Department of Public Health runs the Sexual Assault Response Team, but they do not currently have resources to pursue broad systemic reform. In 2015, the state legislature enacted AB 1475, which set state guidelines for county Sexual Assault Response Teams. Pursuant to AB 1475, Sexual Assault Response Teams should: provide a forum for interagency cooperation and coordination, assess and make recommendations for the improvement in the local sexual assault intervention system, and facilitate improved communication and working relationships to effectively address the problem of sexual assault in California. This law creates an opportunity to strengthen and expand the work of our existing Sexual Assault Response Team. The issues around underserved populations, sexual assault on campus, and the need to improve how sexual assault victims are treated in our criminal justice system require a dedicated staff person who can amplify and expand the work of the existing Sexual Assault Response Team to address systemic issues, as well as support from community based advocates providing direct services to lend their expertise to both prevention and system advocacy.

Goal: Improve San Francisco's Response to Sexual Assault

Year 1 Objectives

- Hire 1 FTE to staff the expanded Sexual Assault Response Team;
- Identify key stakeholders to participate in the expanded Sexual Assault Response Team;
- Develop Request for Proposal for 2 FTE community advocates, with one dedicated to prevention efforts and another assisting with policy and system advocacy, and issue Request for Proposal and award grants;

- Hold listening sessions with victims, advocates and government agency staff in order to review local sexual assault intervention undertaken by all disciplines and gather suggestions on how to promote effective intervention and best practices.

Year 2 Objectives

- Expanded Sexual Assault Response Team (SART) to build on existing meetings of the current SART and meet at least bi-monthly to undertake, among other issues:
 - An assessment of relevant trends, including drug-facilitated sexual assault, the incidence of predatory date rape, and human sex trafficking;
 - An evaluation of the cost-effectiveness and feasibility of a per capita funding model for local sexual assault forensic examination teams to achieve stability for this component of the SART program;
 - An evaluation of the effectiveness of individual agency and interagency protocols and systems by conducting case reviews of cases involving sexual assault;
 - Plan and implement effective prevention strategies and collaborate with other agencies and educational institutions to address sexual assault perpetrated by strangers, sexual assault perpetrated by persons known to the victim, including, but not limited to, a friend, family member, or general acquaintance of the victim, predatory date rape, risks associated with binge alcohol drinking, and drug-facilitated sexual assault.
- Collect data and publish a report on Sexual Assault in San Francisco, similar to the Family Violence Council Report and the Mayor's Task Force on Anti-Human Trafficking report.

Year 3 Objectives

- Continue objectives from Year 2.

Year 4 Objectives

- Continue objectives from Year 3.

Year 5 Objectives

- Continue objectives from Year 4.

6. Non Profit Sustainability

Cost to be determined in collaboration with Mayor's Office and Controller's Office

San Francisco's non-profits are a crucial element of the City's response to family violence. Increasing costs of wages, rents and other organizational expenses in the City are creating significant hardships for non-profits. Organizations are struggling to keep staff -- many of whom are early responders to family violence -- who can afford to live in or close enough to work in the City, and struggling to meet increasing health insurance costs, rising rents and building operational costs. When agency staff cannot live in or near the City, a 24-hour, in-person response to the needs of survivors and their children can be compromised.

City contracts with non-profits should reflect a sustainable cost of doing business which includes a living wage for the staff who provide crucial services to victims of family violence, adequate coverage for rising health insurance costs, and increases for operational costs of rented and owned facilities.

Goal: Ensure that non-profits providing services to victims of family violence are able to recruit/maintain staff to provide those services.

Year 1 Objectives

- Work with the Mayor's Office, Controller's Office, and other working groups on Non-Profit Sustainability to determine the actual cost of doing business for non-profits serving victims of family violence (including: living wages, health insurance increase, and facilities' operation increases), pegged to the real rate of inflation;
- Request additional funding to be included in city contracts with non-profits providing services to victims of family violence to cover the real cost of doing business, including a living wage;
- Survey available city properties that could be rented to non-profit agencies;
- Develop legislation to require new commercial developments to either make a certain percentage of their property available at below-market rents to non-profit agencies that provide essential services to city residents, or pay into a fund to develop office space or provide rental subsidies for those non-profit agencies;
- Explore a BMR (below market rate) program for non-profit workers struggling to remain residents in San Francisco.

Year 2 Objectives

- Include increases pegged to actual cost of doing business including a living wage in city contracts with non-profits serving victims of family violence;
- Explore the possibility of the City purchasing a large building that it could make available for non-profits providing essential services to city residents;
- Enact legislation to require new commercial developments to either make a certain percentage of their property available at below-market rents to non-profit agencies that provide essential services to city residents, or pay into a fund to develop office space or provide rental subsidies for those non-profit agencies;
- Fully implement the Below Market Rate housing program for non-profit staff;
- Measure outcomes of efforts so far. Monitor and expand progress. Report out this information to Commission on the Status of Women, the Mayor's Office, and the Board of Supervisors.

Year 3 Objectives

- Include increases pegged to actual cost of doing business including a living wage in city contracts with non-profits serving victims of family violence;
- Create an ongoing task force to implement aforementioned programs, monitor progress, and report out to the Commission on the Status of Women, Mayor's Office and the Board of Supervisors;

Year 4 Objectives

- Include increases pegged to actual cost of doing business including a living wage in city contracts with non-profits serving victims of family violence;

- Measure outcomes of efforts so far. Monitor and expand progress. Report out this information to Commission on the Status of Women, the Mayor's Office, and the Board of Supervisors.

Year 5 Objectives

- Include increases pegged to actual cost of doing business including a living wage in city contracts with non-profits serving victims of family violence;
- Measure outcomes of efforts so far. Monitor and expand progress. Report out this information to Commission on the Status of Women, the Mayor's Office, and the Board of Supervisors;
- Celebrate accomplishments, adjust where necessary, and work on next draft of the Family Violence plan.

7. Hire a staff person to pursue state and federal grants related to family violence

Hire 1 FTE 1823 Senior Administrative Analyst at Mayor's Office (\$157,000/year)

Every year, San Francisco leaves hundreds of thousands of dollars on the table by failing to apply for state and federal grants that address family violence. Creating collaborations to apply for these grants and putting together the applications is a time intensive process for which many city departments do not have adequate staffing. Dedicating resources towards a person who could coordinate with other city departments and community based organizations and apply for grants would pay for itself in several years with the monies obtained from grants. City agencies applying for grants should make every effort to avoid competing with the City's community based organizations for funding. In evaluating collaborations with community based organizations in applying for funding, the City should make every effort to include a wide scope of the City's anti-family violence direct-service providers and other community based organizations.

Goal: Increase funds available to city departments and non-profits to address family violence. Maintain a stream of at least \$300,000 in outside funding per year.

Year 1 Objectives

- Hire 1 FTE to develop and apply for grants;
- Survey city agencies and Family Violence Council on needed programs;
- Create centralized data base of all family violence related grants currently received by city departments;
- Research grants and apply for at least one federal or state grant and two other foundations, corporate or private grants to address family violence.
- Obtain at least \$150,000 in funding for both city and non-profit agencies.

Year 2 Objectives

- Apply for at least two federal or state grants and ten other foundations, corporate, private or other grants to address family violence. Target area of family violence (i.e. child abuse, domestic violence or elder abuse) not addressed by prior funding.
- Obtain at least \$300,000 in new grants for both city and non-profit agencies.

Year 3 Objectives

- Apply for at least two federal or state grants and ten other foundations, corporate, private, or other grants to address family violence. Target area of family violence (i.e. child abuse, domestic violence or elder abuse) not addressed by prior funding.
- Maintain a stream of at least \$300,000/year in outside funding for city and non-profits.

Year 4 Objectives

- Apply for at least two federal or state grants and ten other foundations, corporate, private, or other grants to address family violence.
- Maintain a stream of at least \$300,000/year in outside funding for city and non-profits.

Year 5 Objectives

- Apply for at least two federal grants and ten other foundations, corporate, state or other grants to address family violence.
- Maintain a stream of at least \$300,000/year in outside funding for city and non-profits.

8. Assess, address, and prevent root causes of violence (\$157,000/year)

There is a growing body of work from the public health world on the connections between different forms of violence, and how individual violence links to violence in the home, neighborhood and broader community. For example, children exposed to violence in the home by an abusive parent can have similar risk and protective factors as children exposed to violence in the community. In San Francisco, there are many initiatives and programs that address violence prevention. Some of these programs address limited aspects of the violence prevention puzzle, and others comprehensively address both violence and trauma. Synergistic effects could be realized if there were shared evidence-based practices and coordinated efforts amongst all violence prevention groups.

- Engage with university researchers to provide local recommendations on strategies to assess, address, and prevent root causes of violence. Neutral outside researchers should analyze San Francisco's current landscape of violence prevention work, and make recommendations on how San Francisco can best collectively address risk factors and bolster protective factors for various forms of violence.
 - The Department on the Status of Women also recommends hiring 1 FTE 1823 Senior Administrative Analyst in the Mayor's Office of Violence Prevention (\$157,000/year) to help coordinate the various anti-violence initiatives in San Francisco to collectively address risk factors and bolster protective factors for various forms of violence.

Conclusion

A recent *New Yorker* article on the history of failed child abuse prevention and intervention efforts noted that: "Programs for the poor are poor programs." San Francisco must lead the way in

demonstrating that we value programs that serve the most vulnerable among us with our time, priorities, and money. While family violence spans all socio-economic lines, barriers to safety are even greater for low-income victims of family violence whose finances limit their options. Addressing family violence requires a substantial investment that will pay off in a safer San Francisco. Investing in prevention will pay off in reduced violence down the road.

TOTAL: \$3,271,184 - \$4,071,184 (not including undetermined costs)
--

Funding Summary (in order of priority)

1	Direct Services to Address Family Violence			
	Child Abuse Screening, Training, Resources	Develop screening tool/protocol (\$150,000); training (\$125,000); additional resources for Family Resource Centers (\$700,000) @ Joint Funders for Family Resource Centers Initiative (HSA, DCYF, First 5)	Ongoing	\$275,000 (yr1); \$975,000 (yr1-5)
	Domestic Violence Resources & Policy Reform	Strengthen anti-domestic violence service providers network with additional funding	Ongoing	\$900,000-\$1,000,000
	Elder Abuse Resources, Investigations, Prosecutions	1 Forensic Accountant funded by DAAS (\$80,000); 1 Community Case Manager funded by DAAS (\$100,000); 1 Community Therapist funded by DAAS (\$100,000); shelter beds funded by DAAS (\$50,000); assisted living placements funded by DAAS (\$50,000); 1.0 FTE 1823 @ DPH (\$157,000); 1.0 FTE Assistant DA @ DA (\$162,000); 1.0 Elder Abuse Inspector @ SFPD (\$184,184)	Ongoing	\$883,184
2	Training Institute on Prevention & Response to Family Violence	1.0 FTE 1823 @ DOSW (\$157,000); 2 Community Advocates funded by DOSW (\$150,000)	Ongoing	\$307,000
3	Gun Relinquishment Program	1.0 FTE 8302 Deputy Sheriff @ Sheriff's Department (\$110,000)	Ongoing	\$110,000
4	Language Access for Victims of Family Violence	1 Community Advocate funded by OCEIA (\$75,000); Pilot free language line to family violence CBOs (\$100,000); hire interpreters (TBD)	Ongoing	\$175,000
5	Sexual Assault Response Team	1.0 FTE 1823 @ DOSW (\$157,000); 2 Community Advocates funded by DOSW (\$150,000)	Ongoing	\$307,000
6	Non-Profit Sustainability	TBD	Ongoing	TBD
7	Pursue State & Federal Grants	1.0 FTE 1823 Grant Writer @ Mayor's Office (\$157,000)	Ongoing	\$157,000
8	Assess, address, prevent root causes of violence	1.0 FTE 1823 @ Mayor's Office of Violence Prevention (\$157,000)	Ongoing	\$157,000
TOTAL				\$3,274,184 to \$4,071,184

Last revised: March 10, 2016.



For more information, please contact:
The San Francisco Department on the Status of Women
25 Van Ness Avenue, Suite 240 | San Francisco, CA 94102
415.252.2570 | dosw@sfgov.org | sfgov.org/dosw



This report is available online at: <http://sfgov.org/dosw/family-violence-reports>