



**Violence Against Women Prevention and Intervention (VAW) Grants Program
FY2011-2012 Year-End Performance Summary**

In Fiscal Year 2011-2012 (FY11-12), the Department on the Status of Women distributed grants totaling \$2,780,259 to 31 programs that provided services in 6 core service areas: Crisis Lines, Intervention & Advocacy, Legal Services, Prevention & Education, Emergency Shelter, and Transitional Housing. During FY1112, Partner Agencies served a total of 29,434 unduplicated individuals and provided 40,908 hours of supportive services.¹

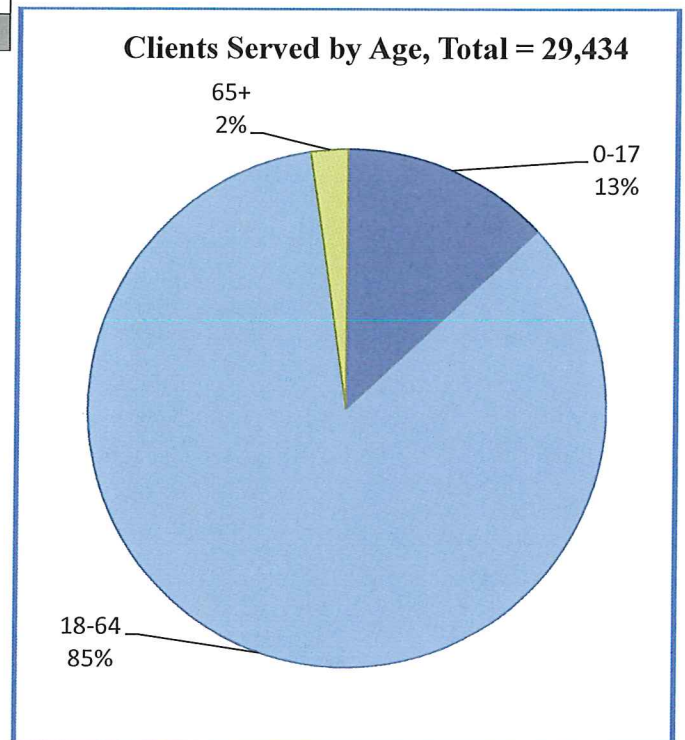
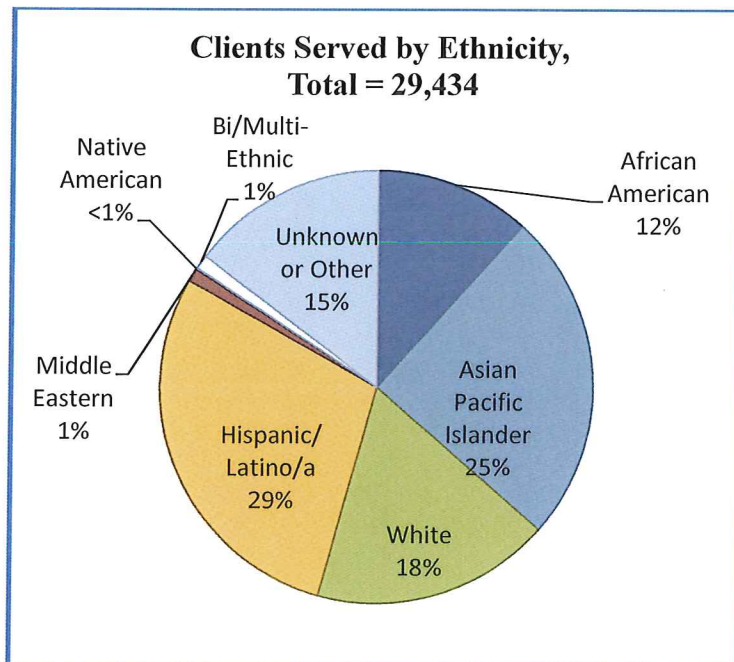
Unduplicated Individuals Served by Programs

Ethnicity and Age

Due to the confidential nature of the work, especially for crisis line services, the ethnicity of many of the individuals served is unknown.

Ethnicity	Female	Male	Total	%
African American	3,276	148	3,424	12%
Asian Pacific Islander	4,735	2,547	7,282	25%
White	4,947	329	5,276	18%
Hispanic Latino/a	7,858	636	8,494	29%
Middle Eastern	209	73	282	1%
Native American	36	4	40	<1%
Bi/Multi-Ethnic	204	107	311	1%
Unknown or Other	4,114	211	4,325	15%
Total	25,379	4,055	29,434	100%

Age	Female	Male	Total	%
0-17	2,081	1,743	3,824	13%
18-64	22,887	2,033	24,920	85%
65+	411	279	690	2%
Total	25,379	4,055	29,434	100%



**Violence Against Women (VAW) Prevention and Intervention Grants Program
FY 2011-2012 Year-End Performance Summary**

Additional Characteristics

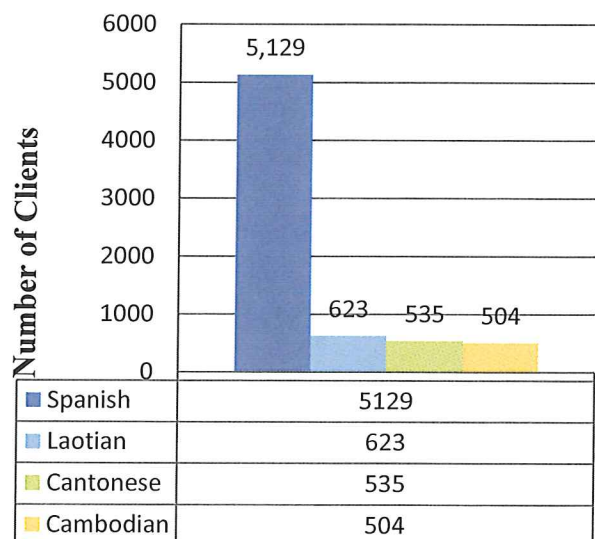
The strength of the Partner Agencies providing the services is in their capacity to serve such a broad array of community members. The diversity of the San Francisco population is apparent in the number of languages spoken by clients served by the Partner Agencies. What follows is a summary of the disability status, sexual orientation and gender identification, and languages spoken by the clients served by VAW Grants Program Partner Agencies. Of the 29,434 individuals served during FY11-12, 26% spoke a language other than English. A total of 570 individuals identified as Lesbian, Gay, Bisexual or Transgender, 2% of all individuals served. A total of 1,068 cases of disability were reported by individuals served, though it is possible that some individuals may possess multiple disabilities and other disabilities went undeclared.

Non-English Languages Spoken	Total	%
Spanish	5,129	17%
Laotian	623	2%
Cantonese	535	2%
Cambodian	504	2%
Samoan	295	1%
Mandarin	123	<1%
Vietnamese	71	<1%
Arabic	58	<1%
Tagalog	55	<1%
Japanese	27	<1%
Chinese (other dialects)	22	<1%
All Other Languages	216	<1%
Total	7,655	26%

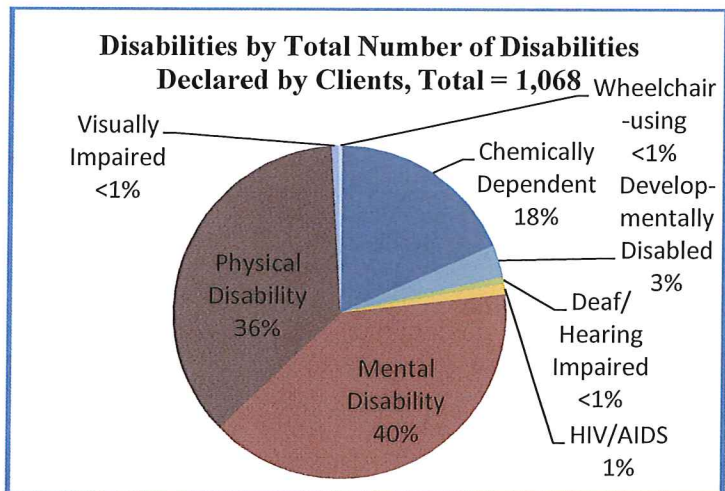
LGBTQ Identity	Total	%
Bisexual	248	1%
Gay	125	<1%
Lesbian	123	<1%
Transgender	74	<1%
Total	570	2%

Disability	Total	%
Mental Disability	422	1%
Physical Disability	387	1%
Chemically Dependent	196	1%
Developmentally Disabled	34	<1%
HIV/AIDS	11	<1%
Deaf/Hearing Impaired	7	<1%
Visually Impaired	7	<1%
Wheelchair-Using	4	<1%
Total	1,068	4%

Top 4 Non-English Languages
Total = 6,791 of 7,655 Non-English Speakers



Disabilities by Total Number of Disabilities Declared by Clients, Total = 1,068



**Violence Against Women (VAW) Prevention and Intervention Grants Program
FY 2011-2012 Year-End Performance Summary**

Services Provided

Supportive Services

Partner Agencies provided a total of 40,908 hours of supportive services during FY11-12. Emergency Shelter and Transitional Housing constitute an important component of the VAW Grants Program. The agencies providing these services report on the number of bed nights, or the number of beds filled by clients each night. Over 12 months, 3 emergency shelters provided 5,228 bed nights to women and their children escaping domestic violence, while 3 transitional housing programs and 1 permanent supportive housing program provided 19,029 bed nights to women seeking long-term stability. Sadly, these shelters and programs turned 1,463 individuals away, due to a lack of space.

The Department funds two crisis lines, one for victims of domestic violence and the other for victims of sexual assault. These agencies fielded a total of 18,734 calls during the year. The graph below illustrates the many ways Partner Agencies have provided critical services to populations in need.

Services	Advocacy	Crisis Line	Education	Legal Services	Shelter	Trans. Housing	Total
Accompaniment	910	0	398	304	165	94	1,871
Advocacy	1,011	0	264	0	352	180	1,807
Case Management	2,512	0	753	0	701	478	4,444
Counseling - Individual	3,268	0	270	0	758	599	4,895
Counseling - Group	553	0	32	0	1,157	444	2,186
Crisis Intervention	0	1,339	0	0	0	0	1,339
Education	643	278	8,126	20	0	25	9,092
Information & Referrals	268	188	347	0	0	0	803
Legal Services	0	0	0	7,739	0	0	7,739
Outreach	82	0	981	0	0	12	1,075
Technical Assistance	1,078	1,036	1,965	1,578	0	0	5,657
Total Service Hours	10,325	2,841	13,136	9,641	3,133	1,832	40,908
Total Bed Nights	0	0	0	0	5,228	19,029	24,257
Shelter Turnaways	0	0	0	0	931	532	1,463
Total Crisis Calls	1,901	16,614	219	0	0	0	18,734
Individuals Served	4,793	15,993	7,635	600	208	205	29,434

**Violence Against Women (VAW) Prevention and Intervention Grants Program
FY 2011-2012 Year-End Performance Summary**

Partner Agencies

In FY11-12, the Department funded 24 organizations operating 31 programs in the community.

Emergency Shelter	
Asian Women's Shelter	Domestic Violence Shelter Program
La Casa de las Madres	Domestic Violence Shelter Services
St. Vincent de Paul (Riley Center)	Rosalie House
Crisis Line Services	
S.F. Women Against Rape	Sexual Assault Crisis Line
W.O.M.A.N., Inc.	Domestic Violence Crisis Line
Legal Services	
Asian Pacific Islander Legal Outreach	Asian/Pacific Domestic Violence Project
Bay Area Legal Aid	Domestic Violence Legal Services
S.F. Bar Volunteer Legal Services	Cooperative Restraining Order Clinic
S.F. Bar Volunteer Legal Services	Domestic Violence Project
Transitional Housing	
Gum Moon Women's Residence	Transitional Housing for Immigrant DV Victims
Jewish Family and Children's Services	Dream House
Mary Elizabeth Inn	INNroads
St. Vincent de Paul (Riley Center)	Brennan House
Intervention & Advocacy	
APA Family Support Services	Home Visitation
Donaldina Cameron House	Asian Domestic Violence Advocacy
Mujeres Unidas y Activas	Sanando el Alma
S.F. Women Against Rape	Sexual Assault Advocacy
W.O.M.A.N., Inc.	Therapy and Case Management Program
Prevention, Education & Training	
Arab Cultural & Community Center	The Women's Program
Asian Pacific Islander Legal Outreach	Asian Anti-Trafficking Collaborative
Community United Against Violence	LBT Women's Prevention & Education Project
Community Youth Center	Young Asian Women Against Violence
Filipino Community Center	Babae Domestic Violence Program
Glide	Glide/Wells Fargo Women's Center
Horizons Unlimited	Females Against Violence Peer Leadership Program
Institute on Aging	Preventing Domestic Violence Late in Life
LYRIC	Queer Young Women's Health & Safety Project
Mission Neighborhood Centers, Inc.	Real Arising Issues Creating Empowered Students
S.F. Women Against Rape	Sexual Assault Education
S.F. Women Against Rape	Students Talking About Non-Violent Dating
Women in Dialogue	In Defense of Prostitute Women's Safety

ⁱ Agencies are asked to provide census data of unduplicated clients, but in these aggregated numbers, it is possible that a single client of multiple agencies would be duplicated. Given confidentiality rules, this probability cannot be eliminated.