



Emily M. Murase, PhD
Executive Director

City and County of San Francisco Department on the Status of Women



City and County
of San Francisco

Highlights of the *Fiscal Year 2016 Report on Family Violence in San Francisco* (July 1, 2015 – June 30, 2016)

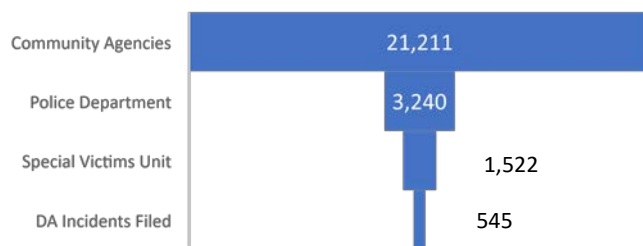
Achievements of the San Francisco Family Violence Council

- ❖ Over the past 11 years, the City **has increased funding for Violence Against Women services by 262%**, from \$1.83 million to \$6.77 million. This year, Family Violence Council also successfully advocated for additional funding for family violence services from the City and **FY 2018 City budget included an extra \$250,000 for child abuse prevention services.**
- ❖ Created and helped disseminate a policy and supplemental form to **assist medical providers in complying with domestic violence reporting laws while respecting the survivor’s autonomy to the greatest extent possible.**
- ❖ Worked with the Police Department, District Attorney’s office, and Probation Department to create **new protocols for when Special Victims Unit investigators are called out to a domestic violence incident.**
- ❖ Worked with the Superior Court and Police Department **to improve timely entry of domestic violence restraining orders into CLETS (California Law Enforcement Telecommunications) system.**
- ❖ Sheriff’s Department **enacted an employee involved domestic violence policy** to ensure Sheriff employees who commit domestic violence are properly investigated.

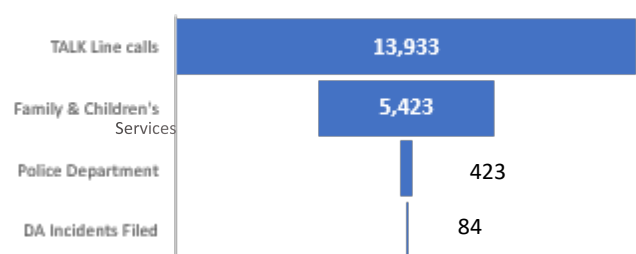
Key Findings

- ❖ Community-based organizations continue to play a key, front-line role in responding to domestic violence and child abuse cases in FY 2016.

**Domestic Violence cases in different systems
FY 2016**



**Child Abuse cases in different systems
FY 2016**



- ❖ Across all forms of family violence, people of color were disproportionately represented in the District Attorney’s Victim Services Division. For domestic abuse and child abuse, Black and Latinx people also comprised a disproportionate number of the clients served by community-based organizations.

Child Abuse

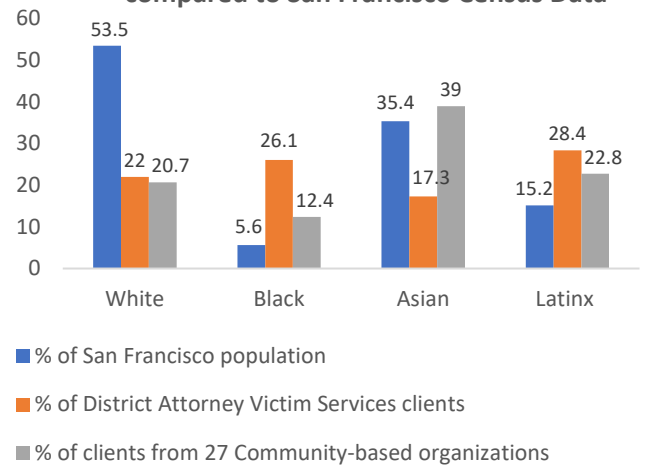
- ❖ Number of children in foster care decreased to a low of 738 (a 7% decline), resulting, in part, because of San Francisco’s decreasing child population and new Family and Children’s Services policies that emphasize early intervention and providing increased family support services to keep more children safely in their homes, when appropriate, rather than placing them in foster care.

- ❖ 37% increase in Child Abuse cases investigated by the Police Department in FY 2016.
- ❖ 47% increase in Child Abuse cases filed by the District Attorney in FY 2016.

Domestic Violence

- ❖ Only one recorded domestic violence related death in 2016, a three-year low, and a 75% decrease from 2014 and 2015.
- ❖ 53% increase in 911 domestic violence calls with an assailant with a gun – from 15 calls to 23.
- ❖ 87% increase in 911 domestic violence calls with an assailant with a knife – from 46 calls to 86.
- ❖ Lesbian, gay and bisexual high school students are 3 times as likely (21%) to experience sexual dating violence as their heterosexual peers (8%), and 12% had experienced physical dating violence compared to 6% of their heterosexual peers.

Race/Ethnicity of Domestic Violence Victims compared to San Francisco Census Data



Elder and Dependent Adult Abuse

- ❖ Reports received by Adult Protective Services have risen 23% overall since FY 2012.
- ❖ 21% increase in substantiated cases of elder physical abuse in FY 2016.
- ❖ 44% increase in the number of elder abuse cases at District Attorney Victim Services.
- ❖ Trend of substantiated cases of self-neglect continues to rise with substantiated dependent adult reports of self-neglect to Adult Protective Services increased by 16%.

Selected Family Violence Statistics: FY 2016

	Child Abuse	Domestic Violence	Elder Abuse
Crisis Calls Received by Community Providers	13,933	18,205	N/A
Calls Received by Family & Children’s Services (Child Abuse), 911 (Domestic Violence), and Adult Protective Services (Elder Abuse)	5,535	9,000	7,303
Cases Substantiated by Family & Children’s Services and Adult Protective Services	735	N/A	1,325
Incidents Responded to by Police Department	423	3,240	608
Cases Investigated by SFPD Special Victims Unit	199	1,522	114
Cases Received by District Attorney’s Office	144	1,820*	N/A
Incidents Filed by District Attorney’s Office	84	545*	N/A
Clients Assisted by Victim Services	146	1,051	333
Requests for Restraining Orders from Family, Probate, and Civil Harassment Courts	N/A	1,164	153

*Includes Elder Abuse cases