

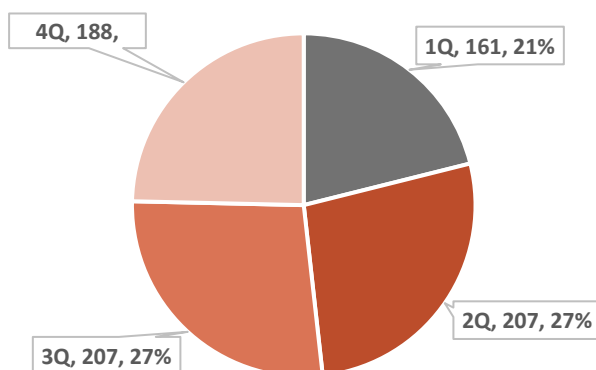
Department of Police Accountability

2019 Statistical Summary

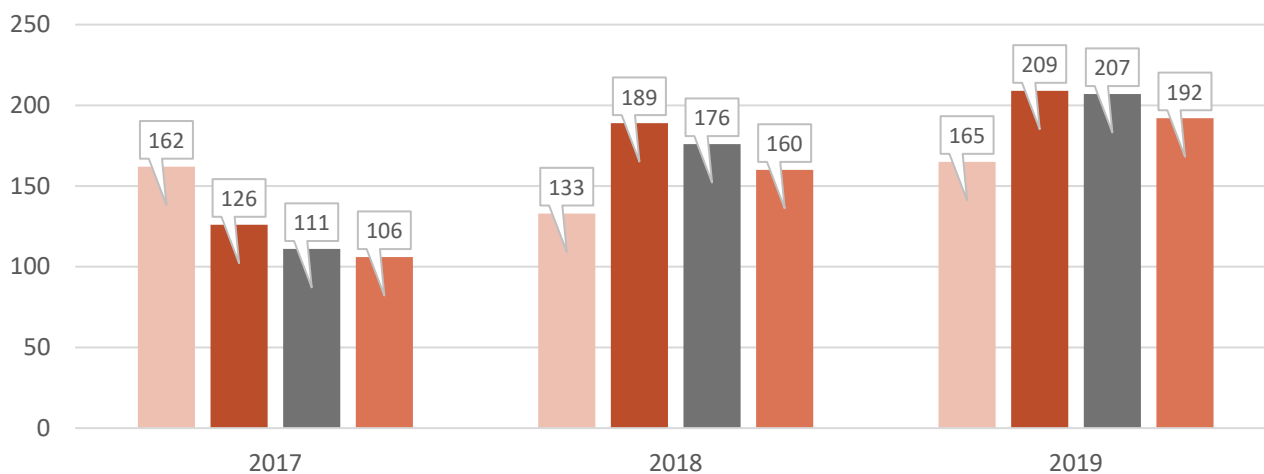
Total New Cases
773

Total New Allegations
2,387

2019 CASES OPENED BY QUARTER



3-YEAR COMPARISON OF CASES OPENED BY QUARTER



In 2019, the Department of Police Accountability (DPA) received an adjusted total of 773 complaints of police misconduct, a **53% increase over the previous two years**. The 773 new complaints yielded 2,387 allegations against 1,815 subject officers (some officers received multiple complaints). The DPA closed 664 complaints. The DPA made improper conduct findings in 86 complaints against San Francisco police officers, which is a **19% improper conduct (sustained) rate** for the year.¹ The DPA **mediated 38 cases** during the year. The DPA **completed four officer-involved shooting investigations**, with six investigations ongoing.

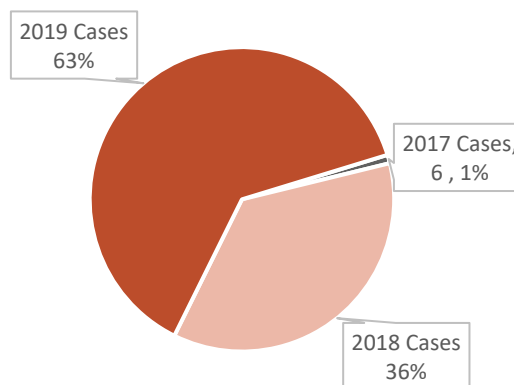
Completed Investigations

In 2019, the DPA closed 664 cases.

Cases Closed by Year Filed	
Year Filed	Closed
2017 Cases	6
2018 Cases	240
2019 Cases	418

All cases were closed within statutory deadlines.

CASES CLOSED BY YEAR FILED



CLOSED CASE DISPOSITIONS

Investigated	
Improper Conduct Cases	86
Proper Conduct, Unfounded, Insufficient Evidence, Supervision Failure, Training Failure, Policy Failure Cases	451
Mediated	38
Referred	79
Withdrawn	10
Total Cases Closed	664

See pages 5 and 6 for term definitions.

¹Improper Conduct (Sustained) cases have at least one proven allegation of misconduct. The improper conduct (sustained) rate is the percentage of *investigated cases* closed with at least one “improper conduct (sustained)” allegation finding. Withdrawals, mediated cases, referrals, and purely informational complaints do are not considered investigated cases for the purpose of calculating the improper conduct (sustained) rate.

Discipline Study Preview

Discipline Process

For cases with proven misconduct, the DPA sends an investigative report and officer discipline recommendations to the Chief of Police (Chief). Types of discipline include written reprimands, suspensions, and termination. The Chief has authority over cases when the recommended discipline is less than a 10-day suspension, which are the majority of cases. The Police Commission decides cases meriting more than a 10-day suspension.²

Study Scope	
Months	31
Cases	165
Officers	260
Allegations	349

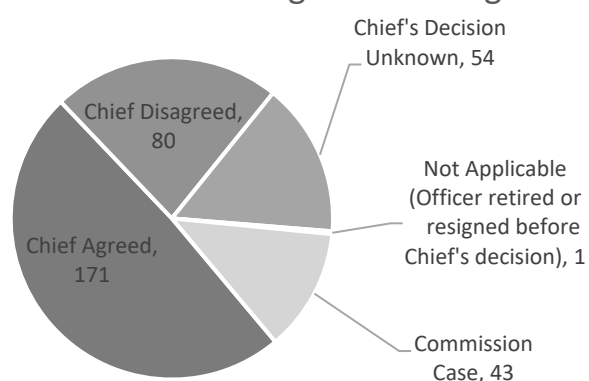
Discipline Study: June 2017 – December 2019

The DPA's 2019 Discipline Study covers 165 cases sent to the Chief from June 2017 through December 2019.³ **The Chief agreed with 49% of the DPA's improper conduct findings and disciplined officers 45% of the time.**⁴ When the Chief disciplined officers, he followed DPA's discipline recommendation 38% of the time. Eight percent of officers received lower-level discipline and 2% received higher discipline. Two percent of officers resigned or retired before being disciplined.

The Chief's decisions on 15% of improper conduct findings remain unknown. It is also unknown if the Chief disciplined 15% of officers. This is a 3% decrease in the rate of outcomes unknown to the DPA since last year. Six percent of DPA improper conduct cases were Commission-level cases meriting more than a 10-day suspension.

Did the Chief agree with DPA's Improper Conduct finding?		
Chief's Finding	Allegations	
Chief Agreed	171	49%
Chief Disagreed	80	23%
Chief's Decision Unknown	54	15%
Not Applicable (Officer retired or resigned before Chief's decision)	1	0%
Commission Case	43	12%
Total	349	100%

Did the Chief agree with DPA's Improper Conduct Allegation Finding?



² Although DPA makes officer discipline recommendations for every improper conduct (sustained) case, only the Chief and Police Commission have the power to discipline officers.

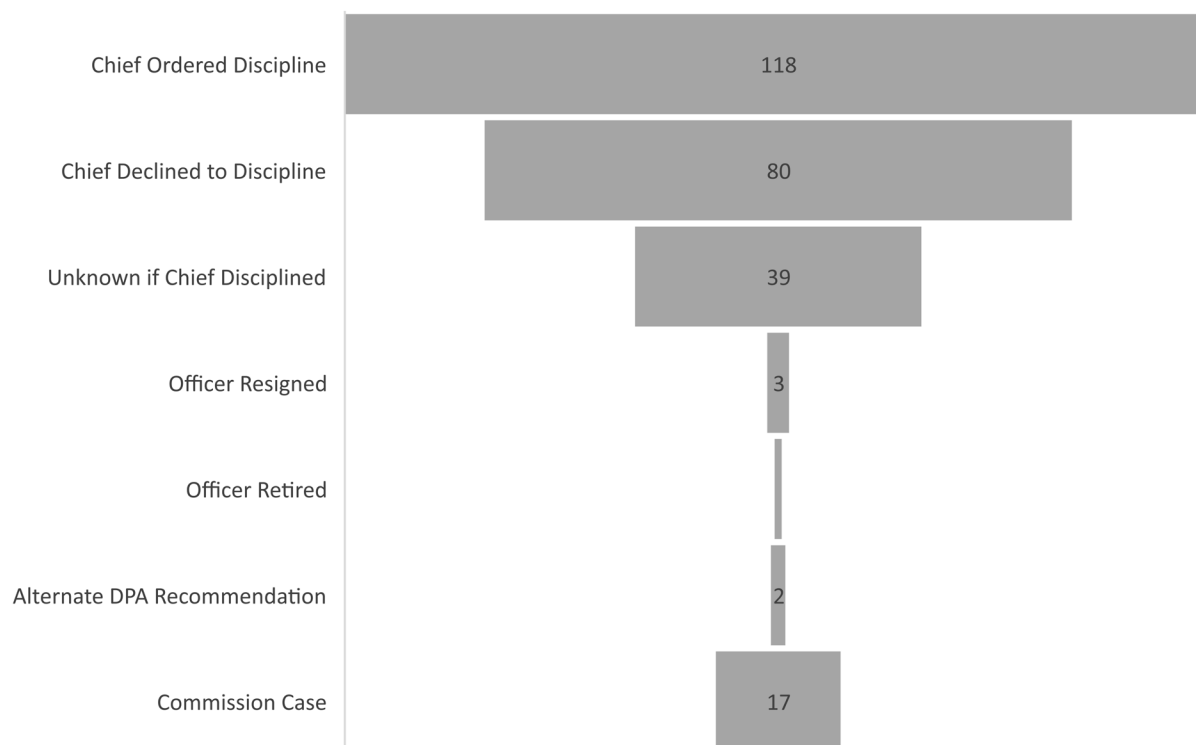
³ This study includes the 79 cases reported on in DPA's 2018 Discipline Study to track notifications over time.

⁴ The DPA accepted Chief's Notices of Intent, verbal notifications, and emails from Police Legal Division for purposes of this study. The DPA received formal Declination Letters and Final Orders for only 27% of cases.

Did the Chief discipline the officer?		
Outcome	Officers	
Chief Ordered Discipline	118	45%
Chief Declined to Discipline	80	31%
Unknown if Chief Disciplined	39	15%
Officer Resigned	3	1%
Officer Retired	1	0%
DPA Recommended Retraining or Admonishment	2	1%
Commission Case	17	7%
Total Officers	260	100%

How did the Chief's discipline compare with DPA's recommendation?		
Discipline Level	Officers	
Same	99	38%
Lower	20	8%
Higher Discipline	5	2%
No discipline	72	28%
Unknown	43	17%
Not Applicable (Officer retired or resigned before being served)	6	2%
Commission Case	15	6%
Total Officers	260	100%

DID THE CHIEF DISCIPLINE THE OFFICER?



Complaints and Allegations by District

