

The reference drawings provide useful design options for different sidewalk widths and conditions, predesigned plant palettes for San Francisco, paving and planting details. The benefit of using the reference drawings and predesigned plant palettes is to save time and money. You or your hired landscape designer would otherwise spend many hours designing the layout and selecting appropriate materials and plants. These reference drawings are considered a starting point since sidewalk conditions vary and those differences will need to be addressed and reflected in the permit drawings. Whether you plan to install a sidewalk landscape yourself, hire your own contractor or ask the Department of Public Works (DPW) to hire a contractor, you will need to gather information about your site before selecting a plant palette that is suited to your specific climate zone.

### Information to gather :

1. In what climate zone are you located in San Francisco? (Fog belt vs. Sun belt?)
2. Is your sidewalk sunny (south or west facing) or shady (north facing) most of the day?
3. Which plant palette option is most appropriate for your location and what do you prefer aesthetically?
4. Do you have 'Parking' or 'No Parking' adjacent to the proposed sidewalk landscape? Do you have parallel, perpendicular or diagonal parking?
5. Measure distance of proposed landscape area width and length to calculate total square feet for planting area and paving areas. Do not include driveway, curb ramps, and proper clearances required for above ground utilities.
6. Select preferred material option for accessible path from curbside parking, courtesy strip at curbside parking and mulch for planting beds.

### Examples of materials :

- **Mulch :** Shredded bark chips, stone or decomposed granite
- **Access path :** Brick or pavers, concrete
- **Courtesy strip :** Brick or pavers, concrete or decomposed granite

### How will replacing gray concrete with greenery benefit me?

- Create better conditions for street trees
- Improve quality of groundwater
- Improve livability of neighborhood
- Increase property values
- Landscaped sidewalks look great
- Provides habitat for birds and butterflies
- Reduce stormwater runoff
- Mitigate global warming



### How do I participate?

- Select one of our pre-designed landscapes, designed for your area and exposure.
- Complete the SIRP agreement with "Sidewalk Landscaping" checked and indicate which of the landscapes you would like installed and the approximate square footage you believe would work for your site.
- Apply for a Sidewalk Landscaping Permit through the Department of Public Works' Bureau of Urban Forestry in person or online.
- Return the forms in person or by mail to :  
1155 Market Street, 3rd Floor  
San Francisco, CA 94103
- We will contact you to discuss details
- Public Works will contact you once the exact installation date is finalized.
- Refer to the Sidewalk Landscaping Permit page at [www.sfdpw.org](http://www.sfdpw.org) or by calling **415-554-6700** for more information.

## Sidewalk Landscaping with the Sidewalk Inspection and Repair Program

SIRP



### Public Works Code

Under the provisions of Article 15, Section 706 of the Public Works Code, it is the responsibility of property owners to maintain the sidewalk in front of and/or surrounding their property, including driveways and sidewalk structures, and to repair any defects or conditions which may cause injury to persons or damage to property. In the event of such occurrences, property owners are liable for any claims that may arise.



### Sidewalk Landscaping A Resident's Guide

Public Works allow sidewalk landscaping through permits issued by the Bureau of Urban Forestry (BUF). In addition to planting trees, this permit allows property owners to convert a portion of the sidewalk in front of their property into an attractive landscaped area. Sidewalk landscaping looks great, provides habitat, reduces flooding, and is good for property values. As you decide which repair options you may choose, keep in mind that repairs or your method to make repairs must be determined and commenced within 30 days of the notice. To apply for a sidewalk landscaping permit please contact BUF at (415) 554-6700 or on the web at : [www.sfdpw.org](http://www.sfdpw.org).

**NOTE : DPW may find it necessary to request additional information after the initial application review.**



### Bureau of Street-Use & Mapping

1155 Market Street, 3rd Floor

San Francisco, CA 94103

(415) 554-5810 (T) | (415) 554-6161 (F)


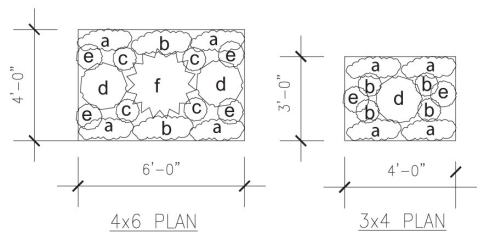

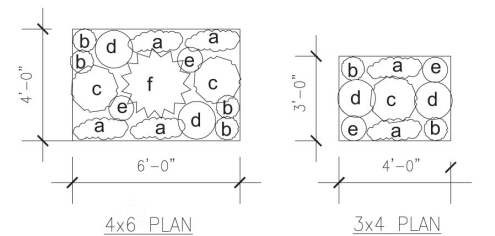
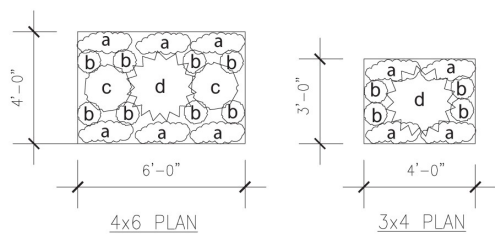

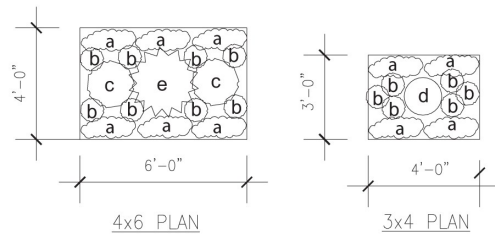
Processing Hours : 7:30A-4:00P

Monday thru Friday

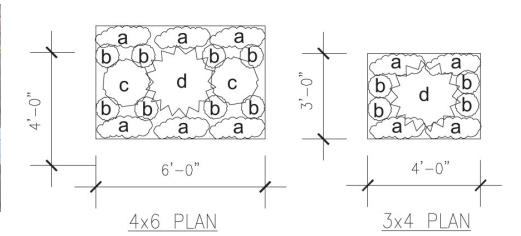

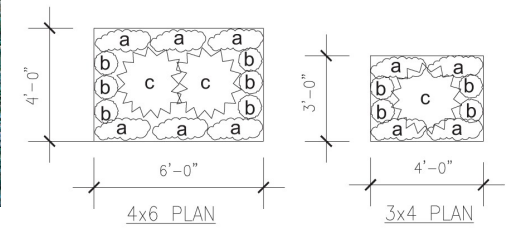

# Suggested Plants for Your Sidewalk Landscaping Installation

Plant palettes were developed for the different microclimates of San Francisco (fog versus sun zones and shady versus sunny areas):

## Fog Belt Zone Plant Palettes & Plans



## Transition & Sunbelt Plant Palettes & Plans



NORTH FACING

SOUTH FACING