

# Safe Streets for All

2021 2<sup>nd</sup> Quarter



*Safety with Respect*

**CITY & COUNTY OF SAN FRANCISCO**

Police Department  
Traffic Division

09.01.2021



# VISION ZERO SF PARTNERS



San Francisco  
Department of Public  
Health



San Francisco Municipal  
Transportation Agency

## VISION ZERO STRATEGY

### SFPD Traffic Safety Twitter

**San Francisco Police** @SFPD · May 28  
🚨 DUI Saturation Patrols 🚨

The San Francisco Police Department's Traffic Unit will be conducting DUI saturation patrols this Monday, May 31st, 2021, between the hours of 7:00 P.M. and 3:00 A.M.

Visit the attached link to read more [bit.ly/3wJ4NKA](https://bit.ly/3wJ4NKA)



**San Francisco Police** @SFPD · Apr 12

(1/3) Remember our DUI Saturation Patrol announcement back from St. Patrick's Day? We do. We'd love to show you what we did. We had units deployed citywide between 7PM and 3AM conducting traffic stops as well as responding to calls for service regarding possible impaired drivers.

A collage of four photos. Top left: A breathalyzer device. Top right: A close-up of a breathalyzer. Bottom left: A red car at night. Bottom right: A motorcycle at night.

### Focus on the Five Enforcement



### Community Engagement / Safety Education

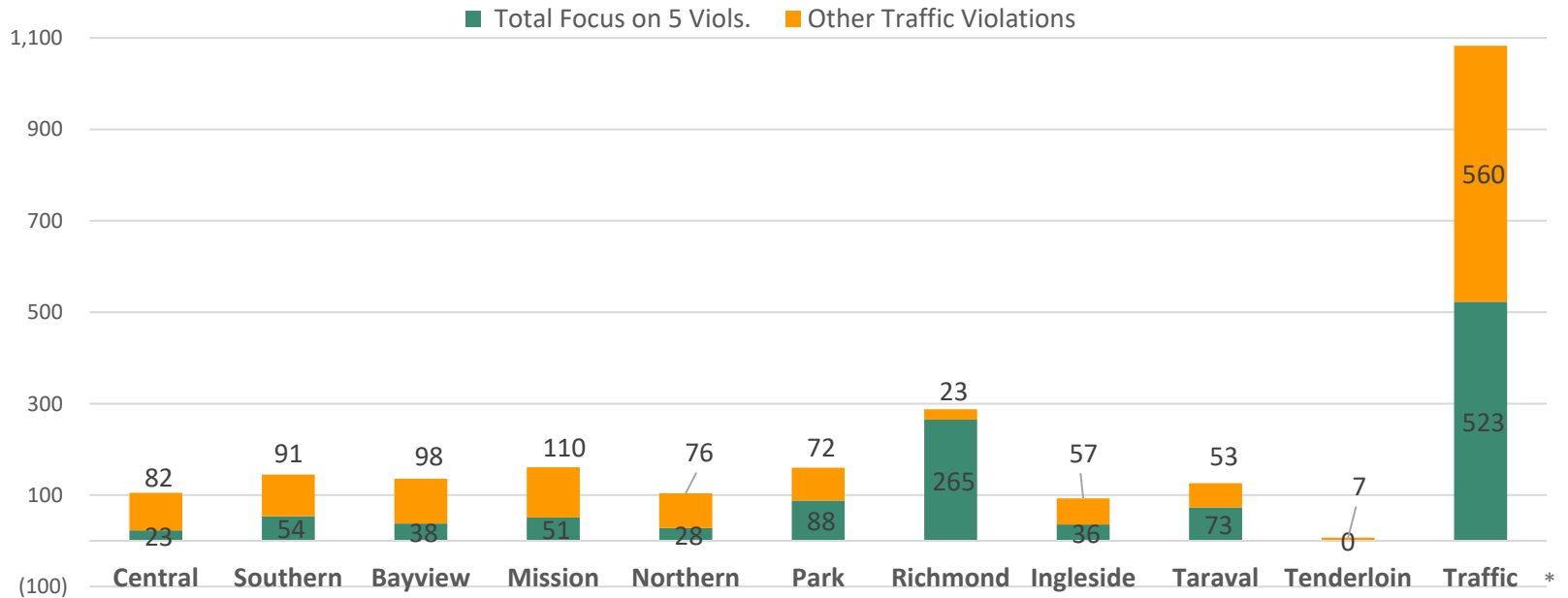
**SFPDTrafficSafety** @SFTrafficSafety · Jun 21

Traffic Company in collaboration w/MTA promote rider safety with civilian motorcycle skills class. @SFPD @SFPDPerea @sfmta\_muni



# TRAFFIC VIOLATIONS

## TRAFFIC VIOLATIONS & FOCUS ON THE FIVE VIOLATIONS April 2021 – June 2021



Department	Total Violations	% of Focus on Five Violations
Central	105	22%
Southern	145	37%
Bayview	136	28%
Mission	161	32%
Northern	104	27%
Park	160	55%
Richmond	288	92%
Ingleside	93	39%
Taraval	126	58%
Tenderloin	7	0%
Traffic	1,083	49%

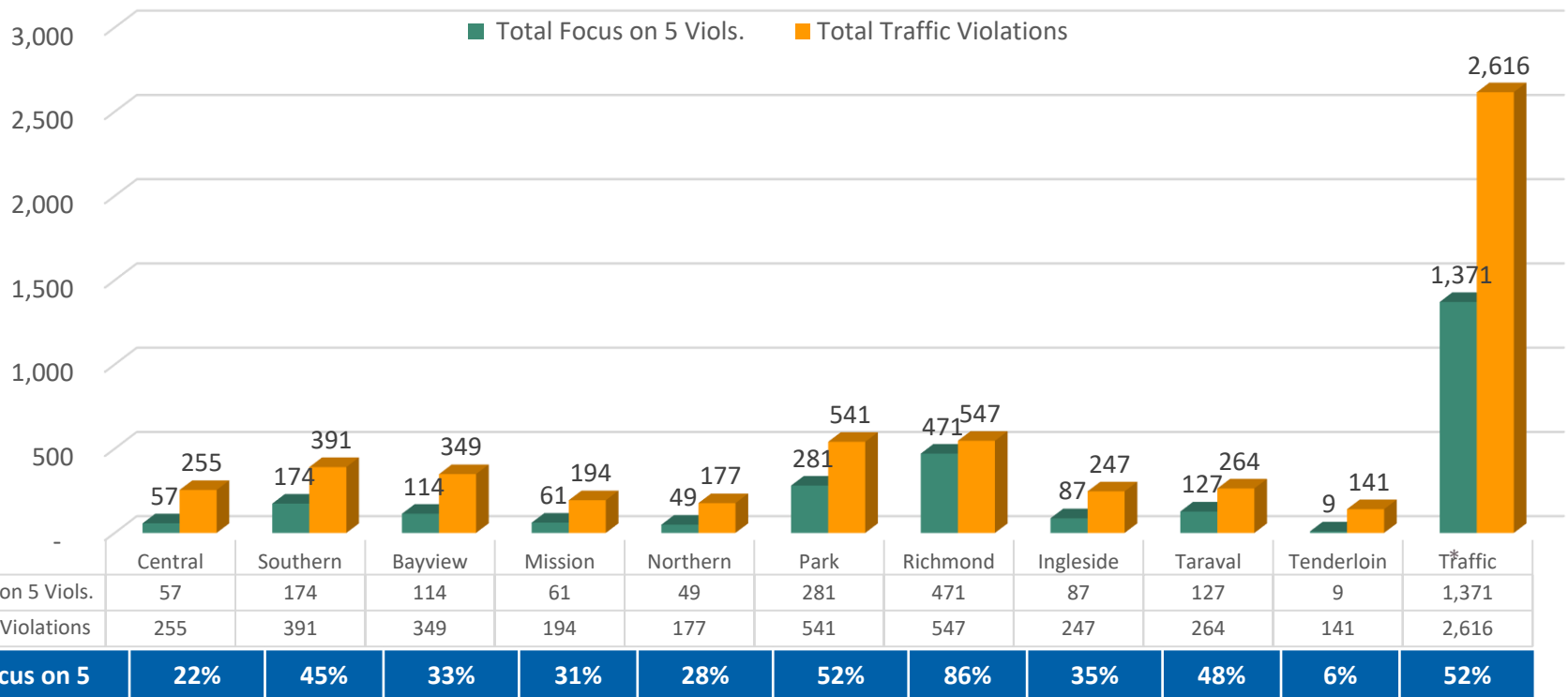
\*Refers to the Traffic Company or "The Solos"

**Department Totals:**

Traffic Violations: 2,408  
Focus on Five Violations: 1,179 (49%)

# TRAFFIC VIOLATIONS: 2021 YEAR TO DATE

## TRAFFIC VIOLATIONS & FOCUS ON THE FIVE VIOLATIONS January 2021 – June 2021



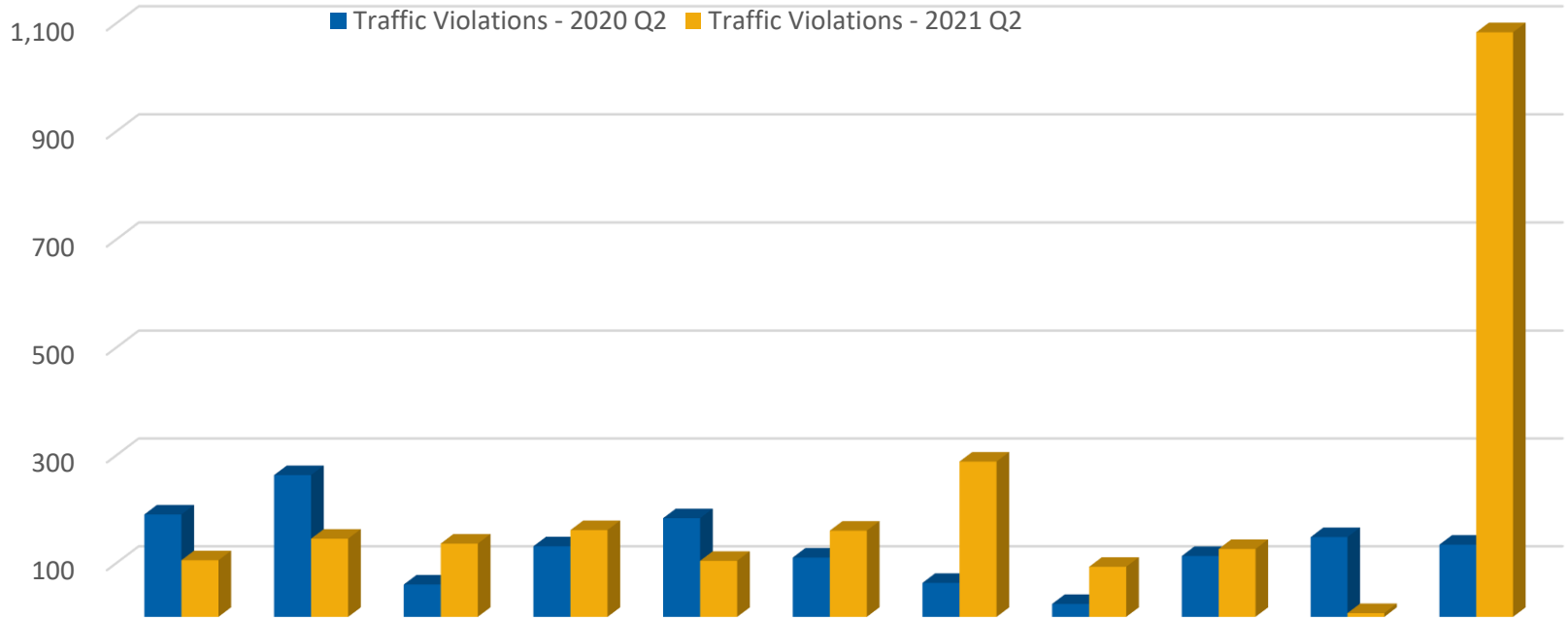
\*Refers to the Traffic Company or "The Solos"

**Department Totals:**

Traffic Violations: 5,722  
Focus on Five Violations: 2,801 (49%)

# TRAFFIC VIOLATIONS COMPARISON

Traffic Violations  
2020 2<sup>nd</sup> Quarter vs. 2021 2<sup>nd</sup> Quarter



	Central	Southern	Bayview	Mission	Northern	Park	Richmond	Ingleside	Taraval	Tenderloin	Traffic*
Traffic Violations - 2020 Q2	190	263	60	131	183	110	63	24	113	148	134
Traffic Violations - 2021 Q2	105	145	136	161	104	160	288	93	126	7	1,083

<b>% Change</b>	<b>-45%</b>	<b>-45%</b>	<b>+127%</b>	<b>+23%</b>	<b>-43%</b>	<b>+45%</b>	<b>+357%</b>	<b>+288%</b>	<b>+12%</b>	<b>-95%</b>	<b>+708%</b>
-----------------	-------------	-------------	--------------	-------------	-------------	-------------	--------------	--------------	-------------	-------------	--------------

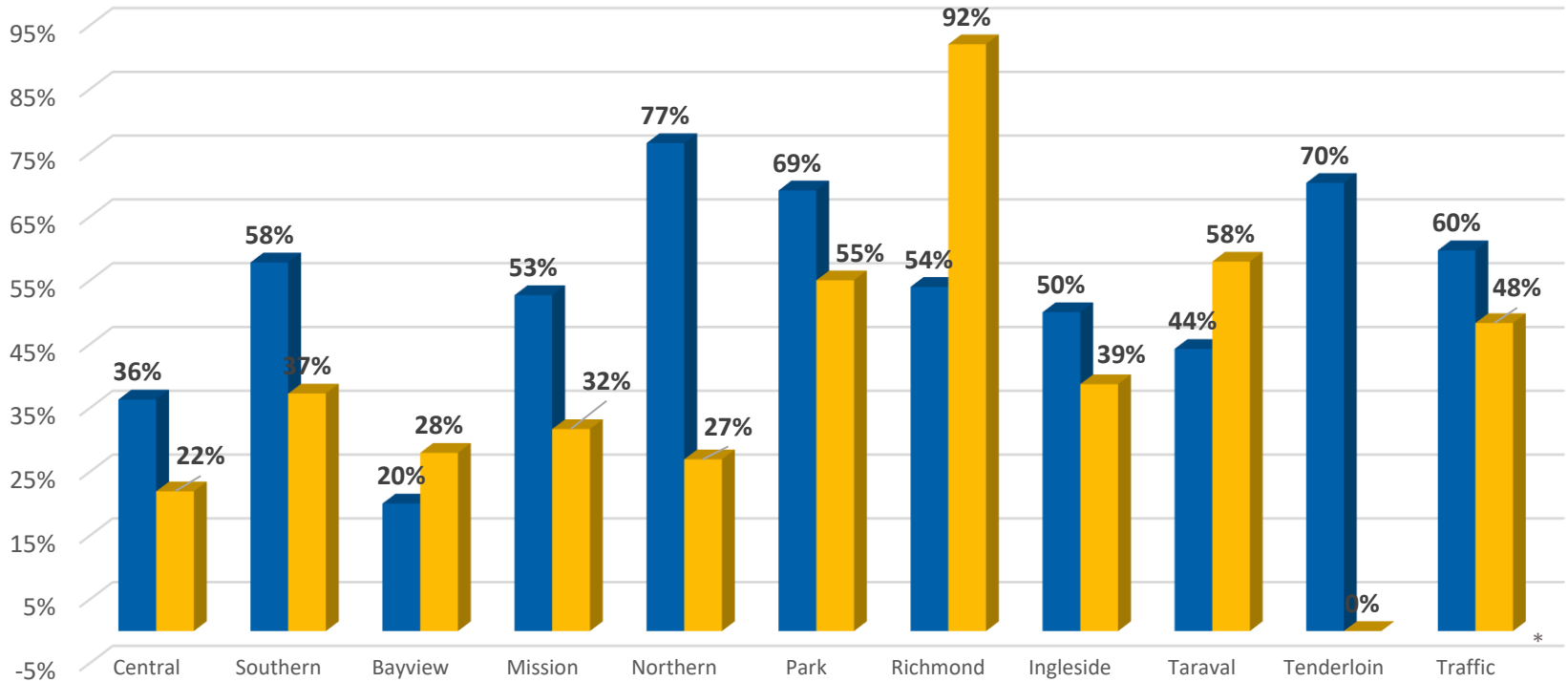
**Overall Changes: 989 (+70%)**

\*Refers to the Traffic Company or "The Solos"

# TRAFFIC VIOLATIONS

Focus on 5 Percentage  
2020 2<sup>nd</sup> Quarter vs. 2021 2<sup>nd</sup> Quarter

■ % Focus on 5 - 2020 Q2    ■ % Focus on 5 - 2021 Q2



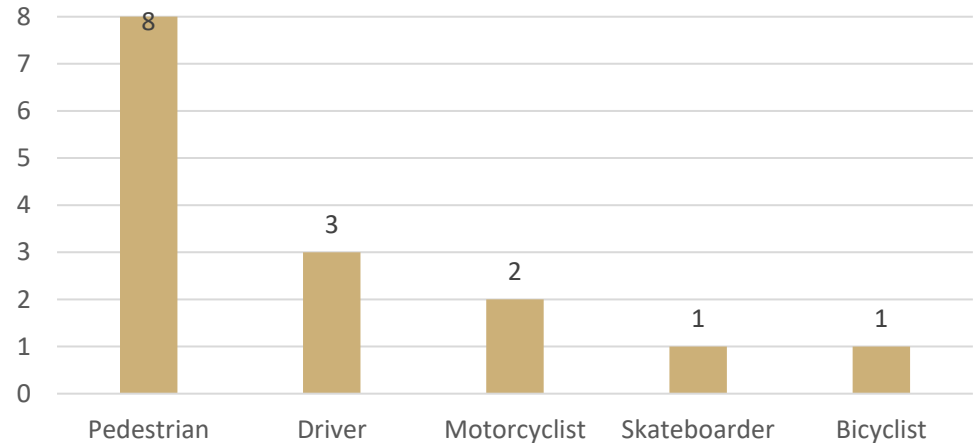
\*Refers to the Traffic Company or "The Solos"

**Department Overall Percentage    2020 Q2: 56%    2021 Q2: 49%**

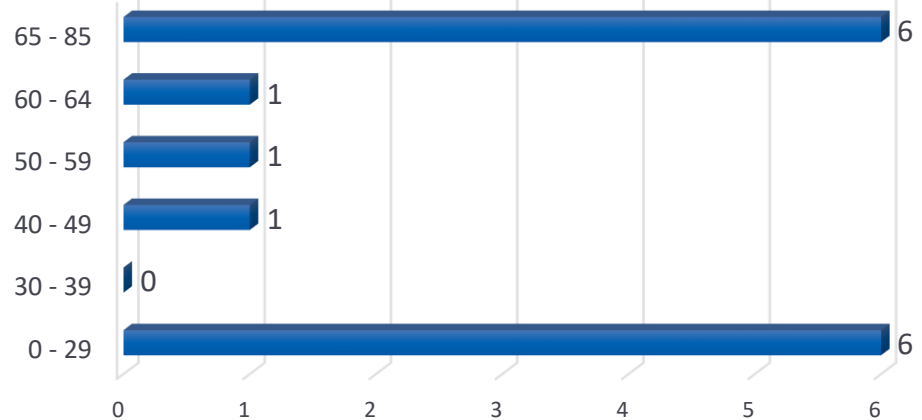
# VISION ZERO TRAFFIC FATALITIES

January 1, 2021 – June 30, 2021

Victim	Total Count	%
Pedestrian	8	53%
Driver	3	20%
Motorcyclist	2	13%
Skateboarder	1	7%
Bicyclist	1	7%
<b>Grand Total</b>	<b>15</b>	<b>100%</b>



Victim Age	Total Count	%
0 - 29	6	40%
30 - 39	0	0%
40 - 49	1	7%
50 - 59	1	7%
60 - 64	1	7%
65 - 85	6	40%
<b>Grand Total</b>	<b>15</b>	<b>100%</b>



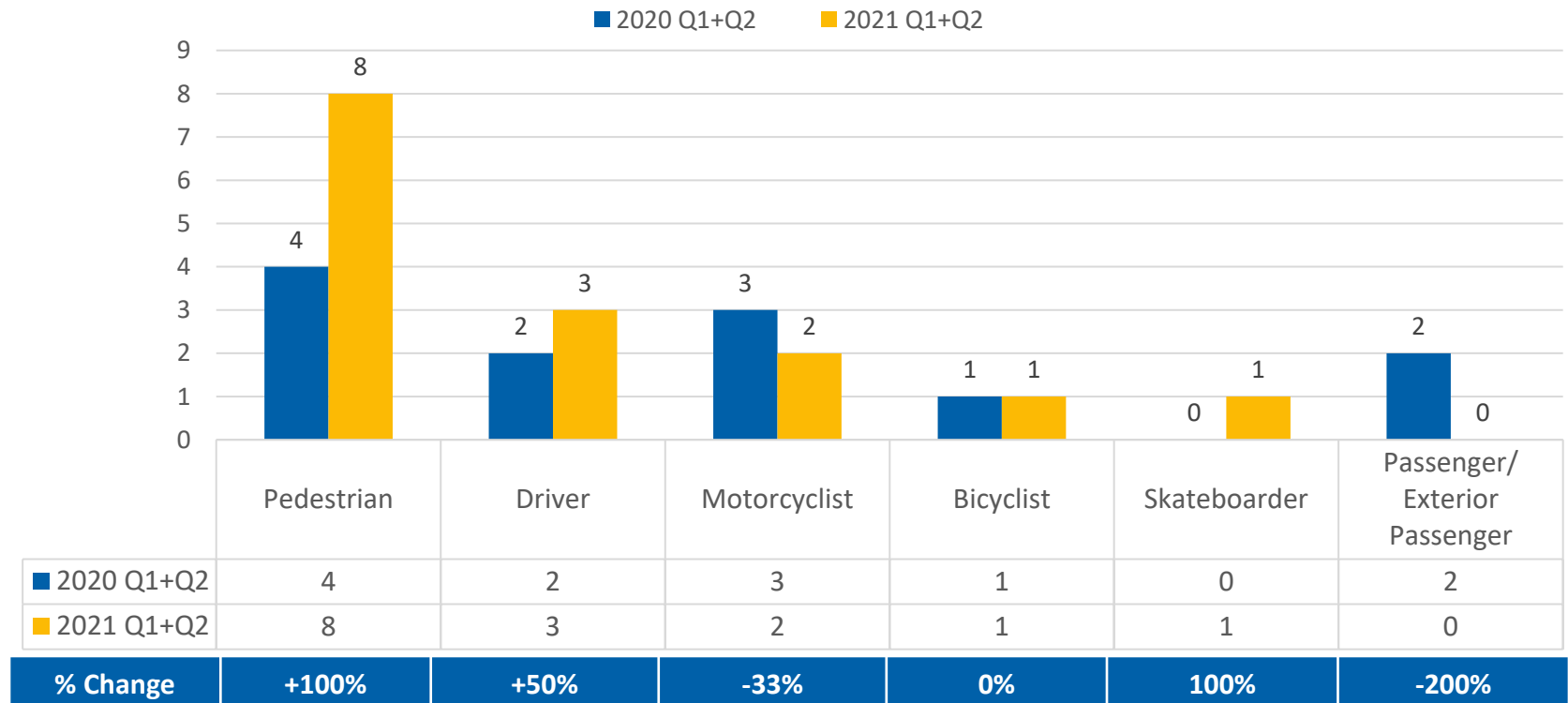
Note: Following three traffic fatalities are pending to be Vision Zero fatalities:

1. Collision occurred on 5/21/21 causing a motorcyclist victim
2. Collision occurred on 5/28/21 causing a pedestrian victim
3. Collision occurred on 6/28/21 causing a driver victim (Major cardia event)



# TRAFFIC FATALITIES: JANUARY 1 ~ JUNE 30

## 2020 vs 2021



**2020** Total: 12      **2021** Total: 15      **Overall** Change: +25%

Note: Following traffic fatalities are pending to be Vision Zero fatalities:

1. Collision occurred on 5/21/21 causing a motorcyclist victim
2. Collision occurred on 5/28/21 causing a pedestrian victim
3. Collision occurred on 6/28/21 causing a driver victim (Major cardia event)

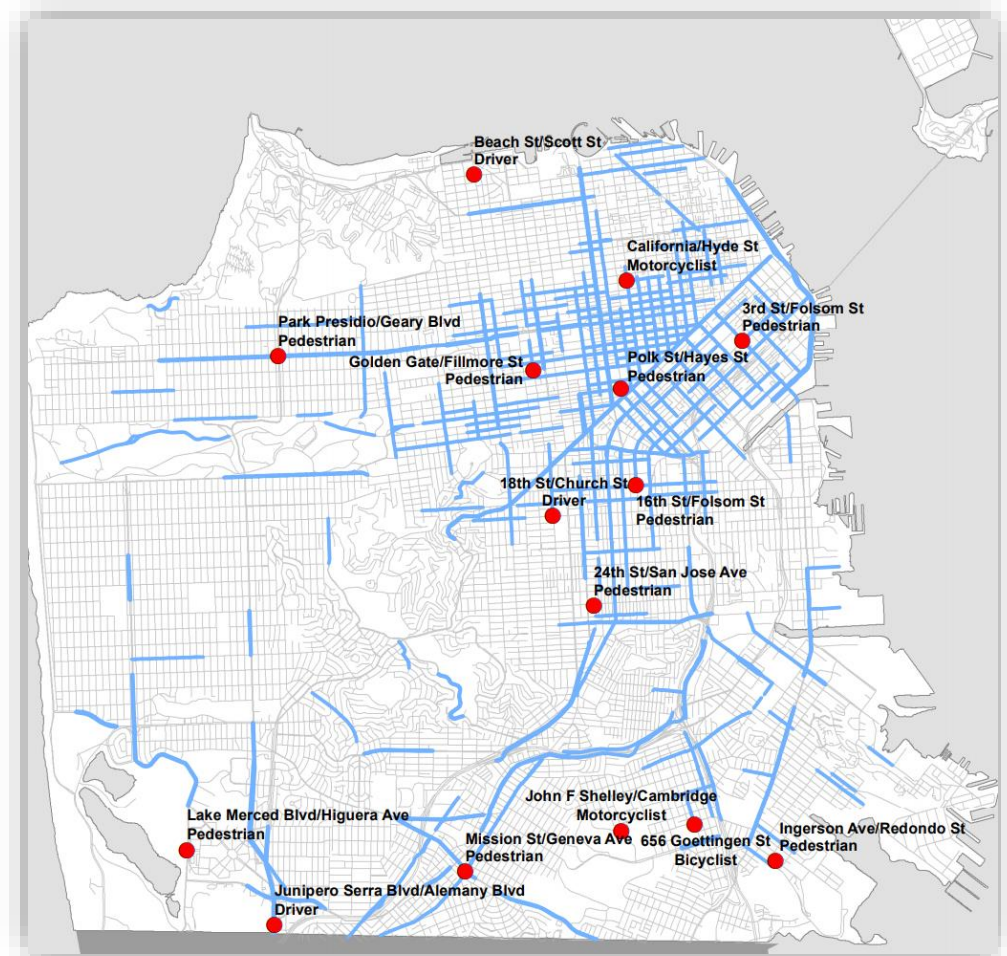
# VISION ZERO TRAFFIC FATALITIES

January 1, 2021 – June 30, 2021

Victim	Total Count	%
Pedestrian	8	53%
Driver	3	20%
Motorcyclist	2	13%
Skateboarder	1	7%
Bicyclist	1	7%
<b>Grand Total</b>	<b>15</b>	<b>100%</b>

Note: Following three traffic fatalities are pending to be Vision Zero fatalities:

1. Collision occurred on 5/21/21 causing a motorcyclist victim
2. Collision occurred on 5/28/21 causing a pedestrian victim
3. Collision occurred on 6/28/21 causing a driver victim (Major cardia event)



— Vision Zero High Injury Network

# SF TRAFFIC FATALITY LOCATIONS

## SF Vision Zero Traffic Fatalities

January 1, 2021 – June 30, 2021

<u>Traffic Fatality Count</u>	<u>Vision Zero Collision</u>	<u>Location</u>	<u>Collision Type</u>	<u>Primary Collision Factor</u>
1	1	24th St. and San Jose Ave.	Vehicle vs. Pedestrian	21954(a) CVC
2	2	Junipero Serra Blvd. and Alemany Blvd.	Vehicle vs. Object	22350 CVC
3	3	Lake Merced Blvd. and Higuera Ave.	Vehicle vs. Pedestrian	23152(a)/ 21453(a) CVC
4	4	Ingerson Ave. and Redondo St.	Vehicle vs. Pedestrian (skateboarder)	Other Improper Driving 7.2.13(c)(3) TC (TC= CCSF Traffic Code)
5	5	Mission St. and Geneva Ave.	Vehicle vs. Pedestrian	22100(a)/ 21950(a) CVC
6	6	656 Goettingen St.	Bicycle Collision	22350 CVC
7	7	John F. Shelley and Cambridge St.	Motorcycle vs. Object	22350 CVC
8	8	3rd St. and Folsom St.	Vehicle vs. Pedestrian	21954(a) CVC
9	9	18th St. and Church St.	Vehicle vs. Vehicle	22350 CVC
10	10	Fillmore St. and Golden Gate Ave.	Motorcycle vs. Pedestrian	21950(b) CVC
11	11	Park Presidio and Geary Blvd.	Vehicle vs. Pedestrian	21456(c)/ 22350 CVC
12	12	Polk St. and Hayes St.	Vehicle vs. Pedestrian	21453(a)/ 22350 CVC
13	TBD	California St. and Hyde St.	Motorcycle vs. Vehicle	21453(a)/ 22350 CVC
14	TBD	16th St. and Folsom St.	Vehicle vs. Pedestrian	20001(a)
15	TBD	Beach St. and Scott St.	Vehicle vs. Vehicle	22107(a)

## CALIFORNIA VEHICLE CODE REFERENCE

California Vehicle Code (CVC)	Description / Reference
21954(a) CVC	Pedestrian outside crosswalk
22350 CVC	Speed
23152(a) CVC	Driving under the influence of alcohol
21453(a) CVC	Red light violation by vehicle
7.2.13(c)(3) Traffic Code SF	Operate a Non-motorized user propelled vehicle in a reckless manner
22100(a) CVC	Improper right turn
21950(a) CVC	Fail to yield to pedestrian
21950(b) CVC	Pedestrian crossing without due care of safety
21456(c) CVC	Pedestrian crossing during a steady or flashing “Don’t Walk” or “Wait” or Approved “Upraised Hand” symbol)
20001(a) CVC	Driver involving accidents resulting others in injury should stop and fulfill the requirements
22107(a) CVC	Unsafe Driving

Thank you.

Questions?