



**City and County of San Francisco  
YOUTH COMMISSION  
Executive Committee**

**MINUTES - Draft**

**Wednesday, January 11, 2023  
5:00 p.m.**

**REMOTE MEETING via TELECONFERENCE**

**Members:** Ewan Barker Plummer (Vice Chair, Mayoral), Emily Nguyen (Chair, D11), Steven Hum (Legislative Affairs Officer, Mayoral), Raven Shaw (Legislative Affairs Officer, Mayoral), Gabrielle Listana (Communications & Outreach Officer, D6), Astrid Utting (Communications & Outreach Officer, D8).

**Present:** Ewan Barker Plummer, Emily Nguyen, Steven Hum, Raven Shaw, Astrid Utting.

**Absent:** Gabrielle Listana (excused).

**Tardy:** None.

The San Francisco Youth Commission's Executive Committee met remotely in regular session and provided public comment through teleconferencing on January 11, 2023, with Vice Chair Barker Plummer presiding.

**1. Call to Order and Roll Call for Attendance**

Vice Chair Barker Plummer called the meeting to order at 5:05pm.

On the call of the roll:

Roll Call Attendance: 5 present, 1 absent.

Raven Shaw present  
Gabrielle Listana absent  
Astrid Utting present



Steven Hum present  
Emily Nguyen present  
Ewan Barker Plummer present

A quorum of the Executive Committee was present.

## **2. Communications**

Alondra Esquivel Garcia, Director of the SFYC, shared communications and meeting announcements with Commissioners.

Officer Shaw, seconded by Officer Utting, motioned to excuse Officer Listana's absence. The motion was carried by the following roll call vote:

Roll Call vote: 5 ayes, 1 absent.

Raven Shaw aye  
Gabrielle Listana absent  
Astrid Utting aye  
Steven Hum aye  
Emily Nguyen aye  
Ewan Barker Plummer aye

Action: Officer Listana's absence excused.

## **3. Approval of Agenda (Action Item)**

Chair Nguyen offered an amendment to correct Agenda Item 6g, the date of the next full Youth Commission meeting, from January 14th to January 17th. No public comment.

Chair Nguyen, seconded by Officer Utting, motioned to approve the amended January 11, 2023 Executive Committee meeting agenda. The motion carried by the following roll call vote:

Roll Call Vote: \_\_\_ ayes, \_\_\_ absent.

Raven Shaw aye  
Gabrielle Listana absent  
Astrid Utting aye



Steven Hum aye  
Emily Nguyen aye  
Ewan Barker Plummer aye

Action: Agenda Approved, with one amendment.

**4. Approval of Minutes** (Action Item)

a. December 14, 2022 (Packet Materials)

Chair Nguyen made an amendment to the minutes to fix the misspelling of Officer Listana's name. No public comment.

Chair Nguyen, seconded by Officer Shaw, motioned to approve the amended December 14, 2022 Executive Committee meeting minutes. The motion carried by the following roll call vote:

Roll Call Vote: 5 ayes, 1 absent

Raven Shaw aye  
Gabrielle Listana absent  
Astrid Utting aye  
Steven Hum aye  
Emily Nguyen aye  
Ewan Barker Plummer aye

Action: Minutes Approved, with one amendment.

b. Discussion and debrief of January 3rd, 2023 Full Youth Commission meeting

Vice Chair Barker Plummer gave his debrief of the January 3rd full Youth Commission meeting, and went over the discussion that took place. Chair Nguyen said she thought the practice of going down the roster for each Commissioner to participate in discussion, and should be practiced in the future. Chair Nguyen requested staff to give more assistance for debriefs on important topics, since there was a lot of confusion, questions, and clarifications that came up. Chair Nguyen said that the worksheet for basic needs was vague, and hopes that the research is done more easily at the committee level. Commissioners also asked staff to have a better explained BPP process for the Youth Commission's (Budget & Policy Priorities).



**5. Public Comment on matters not on Today's Agenda** (2 minutes per comment)

No public comment.

**6. Business** (all items to follow discussion and possible action)

a. Review Commission Attendance

Director Esquivel Garcia explained the current status of the full Commission's attendance, and reflected on the action taken at the previous full Commission meeting to accept the resignation of Commissioner Sahara Frett. Specialist Ochoa also informed both Commissioners and Staff about the likely end of virtual meetings, and full resumption of in-person meetings on March 1, 2023.

b. Updates on Commission Outreach and Communications

i. Presenters: Gabrielle Listana & Astrid Utting, Communication and Outreach Officers

Officer Utting discussed the updates in regard to outreach and social media, and that they'll be meeting soon to progress on more communications with the public.

c. Updates on Recent Youth-Related Board of Supervisors / Mayor Legislation

i. Presenters: Steven Hum & Raven Shaw, Legislative Affairs Officers

Officer Hum said that there hasn't been many updates in regard to legislation, since the Board of Supervisors just resumed from their legislative recess over the holiday season. Specialist Zhan explained that there is a Youth, Young Adults, & Families Committee that staff will be taking notes on, specifically regarding the hearing on SFUSD youth and family homelessness. Staff will report back and update the Commission on hearing discussions.

d. Retreat Discussion

Specialist Zhan went over the finalized agenda for the Mid-Year Retreat on Saturday, January 14th. She also asked Commissioners for assistance in letting people be in a safe and vulnerable space, since there are some sensitive topics being discussed during the Community Circle.

Chair Nguyen left the meeting at 5:54pm, and rejoined at 5:56pm.





e. Review Job Duties and Expectations Overview

Commissioners read aloud each of their respective duties and expectations, as Youth Commission officers and members of the Executive Committee. Chair Nguyen reflected on her progress and said she believes she's doing well as of now, but wants to make sure she's holding space for others to speak first and her speak last. Vice Chair Barker Plummer reflected on his progress and said he wants to improve by being more supportive towards other YC officers and helping more with the BPPs. Officers Shaw and Hum reflected on their progress and said they hope to be able do more in regard to legislation being referred, tracking legislation progress, and helping other Commissioners understand legislation. Officer Utting reflected on her progress and said she hopes to do more work in the community, conduct more outreach to Commissioners to participate in more community events, and get more youth engaged citywide.

f. Budget and Policy Priorities Discussion

Director Esquivel Garcia and Specialist Zhan went over the calendar, information, and details regarding BPPs. Staff and Commissioners went over the process of how BPPs will move from the standing issue-based committees, to the Executive Committee, and finally to the full Youth Commission for approval. Specialist Zhan stated that she will be putting together an informational sheet to send to all of the Commissioners that she hopes will clarify any confusion.

g. Approval of Full YC January 17th, 2023 Agenda

Vice Chair Barker Plummer requested that the Sexual Harassment and Sexual Assault Resolution be removed since it's not ready for approval, and to move the committee reports to be closer to the top of the agenda. Specialist Ochoa stated he can provide different alternatives of how agendas are arranged and listed by the following meeting.

No public comment.

Officer Utting, seconded by Officer Hum, motioned to approve the January 17th, 2023 full Youth Commission agenda. The motion carried by the following roll call vote:



Roll Call Vote: 4 ayes, 2 absent

Raven Shaw absent

Gabrielle Listana absent

Astrid Utting aye

Steven Hum aye

Emily Nguyen aye

Ewan Barker Plummer aye

Action: January 17th, 2023 full Youth Commission agenda approved.

## **7. Adjournment**

There being no further business on the agenda, the Executive Committee adjourned at 7:28pm.



Committee	Excused Absence	Unexcused Absence	Tardy
Full Youth Commission	Commissioner Adair Commissioner Shaw Commissioner Anish (2) Commissioner <del>Feng (3)</del> Commissioner Wong Commissioner Im (2) Commissioner Listana <del>Commissioner Frett</del> Commissioner Utting (2) Commissioner Hum Commissioner Loftus	<del>Commissioner Frett</del> <del>(5) Commissioner</del> <del>Feng (3)</del> Commissioner Hillman	Commissioner Anish (2x) Commissioner Feng Commissioner Hillman Commissioner Im Commissioner Frett
Executive Committee	Commissioner Nguyen Commissioner Listana		
Civic Engagement Committee	Commissioner Im (2) Commissioner Hum Commissioner Loftus	Commissioner Im	Commissioner Hum
Transformative Justice Committee	Commissioner Listana	<del>Commissioner Frett</del> (2)	Commissioner Hillman (2)
Housing and Land Use Committee			Commissioner Nguyen Commissioner Wong (2) Commissioner Anish
LGBTQ Task Force	Commissioner Listana		



# **Increase existing funding for wellness programs, resources, outreach, and education in San Francisco public schools**

Increase existing funding for wellness programs, resources, outreach, and education in San Francisco public schools including more professional development for school staff on wellness practices and frameworks such as healing-centered care, youth-anchored peer to peer counseling.

## **Background**

Many mental health conditions, including social anxiety, panic attacks, depressive symptoms, body image problems, self-harm, and suicidal thoughts, are still prevalent among students in the United States, as indicated by the American Civil Liberties Union California Action's "State of Student Wellness Report" .

In 2020, the epidemic drew attention to the issue of mental health that students in San Francisco public schools were facing.

According to Alex Briscoe, principal of advocacy group California Children's Trust, the incidence of youth admission into hospitals statewide for self-harm climbed by 104% between 2007 and 2017.

Pandemic-related school closures cut young people apart from their "social capital," which he defined as classmates, sports teams, and after-school programs that offered them joy and purpose.



According to a Kaiser Family Foundation national survey, 31% of parents said their child's mental or emotional health had weakened prior to the pandemic, and mental health care claims for teenagers soared between 2010 and 2020, with the most common diagnosis and treatment being depression, and anxiety.

The long-term stakes of these realities are high. Untreated behavioral health needs in youth are more likely to lead to lifelong problems such as developmental and physical health issues, drug misuse, and high school dropout rates.

According to survey data, 72% of American students will face or have faced at least one serious stress-inducing event (Iowa College of Education, 2020), and federal data collected by California State Senator Anthony Portantino's office (25th District) show that nearly one in every five California high school students has considered suicide.

In accordance with the Centers for Disease Control's Youth Risk Behavior Survey (2021), suicide attempts were highest among females, black students, and students who identify as LGBTQ+, while 11% of students experienced sexual assault and 25% of students reported bullying.

In a national survey by the Springtide Research Institute (2022), Black students were the least likely to report having a trusted adult at school and the most likely to claim that their school mental health professional cannot understand their situation due to racial or ethnic differences. Nearly a third of students who considered visiting a school counselor, therapist, or psychologist did not because they didn't think their issues were important.

The San Francisco Wellness Initiative, launched in 1999, is a "groundbreaking initiative dedicated to improving the health, well-being, and academic achievement of the city's 16,000 public high school students on 19 campuses." The goal of school-based wellness centers is to reduce barriers to mental and physical health care services such as cost, transportation, and other common obstacles. Despite significant growth in Wellness Centers at all SFUSD high schools, many students are unaware of, lack access to, or are uncomfortable accessing the programs.

Many students are hesitant to seek help because their parents do not take their concerns seriously, they do not want their parents to know they are meeting with a school counselor or therapist,



and/or they are concerned that school staff will treat them differently or provide them with fewer opportunities at school (Springtime Research Institute, 2022).

The Chinese Progressive Association's (CPA) survey of 971 SFUSD students found that:

- The daily fear and stress experienced by undocumented students prevents them from being fully engaged and present in their education.
- LGBTQ students were 13 times as likely as straight students to be bullied for their gender identity and sex. 36% of lesbian and gay students reported that concerns about family and friends finding out was a barrier to using the wellness center.

The CPA survey shows that school wellness centers currently do not meet the cultural and linguistic needs of its students and families. As Asian Americans continue to feel under referred to wellness centers due to the Model Minority narrative and mental health stigmatization, Latinx and African American students feel they receive higher levels of referrals as a disciplinary measure.

Additionally, lack of awareness, outreach, low rates of referral to services, and cultural barriers served as barriers for students, especially for Asian Americans and students whose primary language is not English. Middle Eastern students also reported additional barriers of Islamophobia to not using mental health services.

## Recent Updates

The Board of Education passed a resolution in 2019 to allocate funds for preventative wellness services for students, to broaden on the value of student engagement and skills as leaders and decision makers, and to collectively assume responsibility for wellness and healing.

The Board of Education is made up of seven members who are elected at large to four-year terms. It is governed by local, state, and federal laws. The board sets policy for all public schools in the San Francisco Unified School District, from Kindergarten to twelfth grade (TK-12) (SFUSD).

The Board of Education is in charge of establishing educational goals and standards, approving curriculum, and setting the SFUSD budget (which is separate from the City budget); confirming



personnel appointments, approving purchases of equipment, supplies, and services, approving leases, renovation, and new construction, and approving union contracts.

In 2020, the San Francisco School Unified School District hired 5.0 FTE RAMS therapists who were assigned to ten schools, as well as 2.0 FTE Community Health Outreach workers, for which student leaders from the SFUSD Youth Outreach Worker program and the CPA Youth Mojo Programs were recruited at Lincoln and Washington High Schools.

Furthermore, the Peer Wellness Coaching Program was piloted at Lincoln and Lowell high schools, where they adapted the coaching curriculum developed by the Chinese Progressive Association in collaboration with the Wellness Policy, Health Education, and LGBTQ Support teams, as well as student Peer Wellness Coaches.

## Youth Commission Involvement

## Recommendations

The Youth Commission urges the Mayor of San Francisco and Board of Supervisors to collaborate with the Board of Education to:

- **Increase funding to support preventative wellness services for students.**
  - Hire more staff, therapists and social workers to serve the needs of students of color and immigrant students with the greatest mental health needs.
  - Strengthen existing preventative resources, including mindfulness, community schools, restorative practices and peer resource programs.
- **Value student voice and skills as leaders and decision makers.**
  - Deepen student and local school staff voice and decision making power by creating a mental health committee with students and local staff to integrate them into district and school decisions related to wellness infrastructure, evaluations, staff hiring, curriculum development, and funding.



# **Support the development and implementation of Life Skills Programs for Youth in San Francisco public schools**

Support the development and implementation of life skills programs in San Francisco public schools to help students build confidence in communication and cooperative & collaborative skills, find new ways of thinking and problem-solving, socialize, make new friends, recognize the impact of their actions and behaviors, and prepare for adulthood.

## **Background**

All kids should learn fundamental life skills, but schools should prioritize challenging courses for pupils interested in a particular field.

Due to the dearth of home economics and life skills classes in high schools, most students don't know how to start with "simple" activities like filing taxes, taking out a loan, or doing laundry.

JA Teens and Personal Finance Survey 2018 found that while seeking financial guidance, "(72%). Social media (33%), other family members (31%), friends (28%), and grandparents (18%) follow. Teens agree schools should educate personal finance, yet just 18% see their high school guidance counselor."

This poll shows that high school personnel and students require greater trust for life skills help and that financial education resources are scarce. To assist pupils handle the vast quantity of financial knowledge needed as adults, schools countrywide need to educate basic life skills.





For decades, policymakers have underfunded home economics programs, which teach cooking and personal finance. Because local governments don't understand the value of life skills workshops in moulding teens' lives, they've slowly died out.

U.S. News "According to a March poll by the nonprofit Council for Economic Education, just 13 states mandate high school graduates to complete a personal finance class (CEE). The recession has improved economic awareness, but just a few states mandate a personal-finance class."

Finance and home economics teaching in US high schools requires improvement. If they want financially educated, self-sufficient individuals who understand how much money matters and fundamental life skills, the government must help the next generation.

There is broad agreement among education professionals that the industrial model of education on which the United States has depended for more than a century cannot, in its current shape, educate our kids to prosper in the future. It is also no longer effectively servicing pupils. The United States is second only to Switzerland in terms of per-student spending in the Organization for Economic Cooperation and Development (OECD), but we rank significantly below average in both arithmetic proficiency (#22) and reading abilities (#17).

Unfortunately, the gap between what and how we educate our Youth and the information, skills, competences, and attitudes that American students will need to compete and prosper in the twenty-first century is growing. We are not educating kids adequately for a world that requires higher levels of problem-solving, deeper levels of knowledge, and a broader range of skills and competencies; we are also not preparing them for the sorts of professions and occupations that characterize the knowledge economy. This is an issue not only for our students, but also for our towns, economy, and country as a whole.

As a result, new educational models are emerging in San Francisco and across the United States, changing the way students learn and teachers educate. Significant shifts in our approaches to education and instruction, such as the implementation of the Common Core State Standards (a set of rigorous subject matter standards that provide new clarity about what children should know and be able to do); a new national focus on science, technology, engineering, the arts, and math (STEAM) education; and a departure from the No Child Left Behind federal policy, are opening up exciting new pathways and options for learning.



There is also growing consensus that educating pupils for the demands of 21st-century living would include the development of a broader variety of social and emotional skills and dispositions that have historically not been an explicit emphasis of public education. Meanwhile, new technologies are beginning to significantly alter what is possible in the classroom, generating unprecedented potential for more individualized and real-world learning and changing the education paradigm and nurturing learning in previously unthinkable ways.

However, there is no template for that new paradigm, and no road map for the San Francisco Unified School District or any other school system to follow. We believe that the ideal reinvented SFUSD education system would must connect student learning not just to the demands of life in a global society, but also to the possibilities and imperatives of living, working, and flourishing in the city of San Francisco, which is undergoing tremendous transformations of its own. We have the capacity to build brighter futures not only for our children, but also for the city, by connecting San Francisco's public education system more intimately to the city's rising needs and possibilities.

## **Recent Updates**

The Board of Education approved career and internship options in San Francisco public schools in 2015. SFUSD's Vision 2025 Graduate Profile lists Career and Life Skills as one of six competencies that govern the preparation of students for life, work, and study beyond high school. Some schools provide cooking, construction, and digital arts pathways, but not all.

The San Francisco School Board removed drivers education from graduation requirements in 2008.

## **Youth Commission Involvement**



## Recommendations

The Youth Commission urges the Mayor of San Francisco and Board of Supervisors to collaborate with the Board of Education to:

- **Expand the Linked Learning model throughout SFUSD** - The Linked Learning model is a tried-and-true strategy that combines hard academics, technical training, work-based learning, and student supports to create a stronger link between the classroom and the real world.
- **Implement a more robust curriculum** - Include more Life Skills Training as core subjects or electives for high school students in order to graduate.
- **Increase chances for work-based learning** - Through job shadowing, paid internships, and apprenticeships, students may get a better knowledge of the business while also creating a professional network.
- **Improve learning environments to foster innovation and collaboration** - Students get a taste of what it's like to learn and work in the twenty-first century by using specialized equipment, trade tools, and classroom settings that foster teamwork and project-based learning.
- **Integrate targeted assistance for underserved students** - Ensure that all of our diverse students receive the experiences, resources, and supports they need to achieve their future ambitions, and that obstacles to participation are removed.
- **Enable student creativity and entrepreneurship** - Generate a student Innovation Fund to provide seed funds for entrepreneurship, allowing students to explore their ideas and create real-world solutions.



Data to reference:

- <https://circle.tufts.edu/understanding-youth-civic-engagement/why-it-important>
- <https://iop.harvard.edu/about/newsletter-press-release/groundbreaking-report-released-educating-america%E2%80%99s-youth-civic>
- <https://www.icpsr.umich.edu/web/civicleads/studies/35012>
- <https://circle.tufts.edu/our-research/equitable-k12-civic-learning>
- <https://www.educatingforamericandemocracy.org/the-report/>

-

Civic Education:

What's the socio, economic, and political background of this issue?

-Lack of Civic Education/programs in SF schools

<https://sfelections.sfgov.org/historical-voter-turnout>

-insert data on existing/lack of existing current programs

-maybe there is data on youth voter turnout??

How is the issue connected to San Francisco?

- Insert Data & Research

-insert data on benefits of youth civic education programs on voter outcomes etc

-insert data on importance and benefit of civic engagement for communities/voting etc

- Which departments are in charge of the services and/or funding?

-SFUSD, SF funds SFUSD?

- What existing services and programs are there? Or is there a lack of programs and services?



- CYC teen program, CYC D7 Youth Council
- MYEEP and Youth Works placements in city dep?
- insert more data on current programs

- How does the issue relate to youth in San Francisco?
- Youth Commission historical work/background/advocacy
  - 18-23 can vote and are within the purview of the youth commission

### **Recommendation**

- What is the recommendation?

- Youth Civic Engagement Day (City Hall open house?)
- requirement for supervisors to visit x amount of schools in their district per term?
- continued funding for sf youth engagement programs
- expansion of district youth councils?
- continue Department of Elections preregistration outreach and pollworker program
  - Is this a budget or policy priority?
  - Will this be a short-term or long-term point?
  - Is this actionable and attainable for the Board of Supervisors and Mayor?
  -

- dcyf advocacy day
- send questions to departments elections (programming, has preregistration gone up)
- send questions to DCYF
- How much money is in preregistration programs
- how ethnic studies was implemented
- look into people to ask about marketing class



## **Background**

### **Physical Safety Infrastructure**

Unfortunately schools are becoming a more and more common target for gun violence in the United States, and California San Francisco is not an exception to this trend. In 2022, there were at least 176 instances of gunfire at school sites in the United States. A total of 57 people died from being shot at a school site. 148 people were injured. California schools saw 15 of these shootings, 3 of the deaths, and 15 of the injuries.<sup>1</sup>

This crisis continues in 2023, as of [date] there have been at least [number] instances of gunfire at school sites in the United States.<sup>2</sup>

---

<sup>1</sup> <https://everytownresearch.org/maps/gunfire-on-school-grounds/>

<sup>2</sup> <https://www.edweek.org/leadership/school-shootings-this-year-how-many-and-where/2023/01>



California has some of the strongest gun safety laws in the nation,<sup>3</sup> and San Francisco has been at the forefront of advocacy and innovation to have these implemented. Yet some of the largest school districts in California lack basic safety infrastructure<sup>4, 5</sup>.

There has been consistent advocacy for improved physical safety infrastructure in SFUSD schools from students, parents, and teachers. Installation of Columbine Locks, which are door locks that can be locked from either side, have been a major area of concern for advocates, including the SFUSD Student Advisory Council. Other examples of physical safety infrastructure that need to be improved and/or implemented include public announcement systems, security cameras, fencing, and outdoor lighting.

California Assembly Bill 3205<sup>6</sup> requires that any school modernization project using money from the state's school facility bond program include Columbine Locks, building on 2010 legislation requiring these locks in all newly built schools.

In October 2021 the SFUSD Board of Education approved \$10 million of bond funds from Proposition A (2016)<sup>7</sup> to be used to fund security infrastructure, including installing Columbine Locks. As of 2023 multiple SFUSD school sites still lack Columbine Locks.

## **Recommendations**

The Youth Commission recommends that the Mayor and Board of Supervisors request a clear plan from the SFUSD detailing school sites that need to be upgraded and a timely plan for those upgrades. Furthermore, the Youth Commission recommends that the Mayor and Board of Supervisors provide oversight on the implementation of SFUSD's plan to update school site safety, and take any necessary actions (ex: holding a hearing) to ensure school site updates are implemented in accordance to SFUSD's timeline.

---

<sup>3</sup> <https://giffords.org/lawcenter/resources/scorecard/?scorecard=CA;>  
<https://everytownresearch.org/rankings/state/california/>

<sup>4</sup>

<https://www.kcra.com/article/california-school-districts-interior-door-locks-investigation-california-school-districts-safety/41891063>

<sup>5</sup>

<https://www.kcra.com/article/california-school-districts-interior-door-locks-investigation-california-school-districts-safety/41891063>

<sup>6</sup> [https://leginfo.legislature.ca.gov/faces/billTextClient.xhtml?bill\\_id=201720180AB3205](https://leginfo.legislature.ca.gov/faces/billTextClient.xhtml?bill_id=201720180AB3205)

<sup>7</sup> <https://www.sfusd.edu/bond/programs/2016>



What we want in bullet points:

- Clear plan from sfusd sent to city detailing school sites that need to be upgraded and timeline for upgrade
- City to hold sfusd accountable to following their plan to upgrade schools

1. Physical

- a. Columbine locks
- b. Doors
- c. Active shooter training (both students and responders?)

2. Sexual

- a. Title IX training
- b. Student athlete training
- c. Title IX reporting
- d. Safer schools task force

-assembly bill that require columbine locks in new buildings

-both school safety assembly bills

-

Legislation:

*Bond funds cannot be used on operating costs, including maintenance. Voters nationwide routinely approve measures allowing governments to sell bonds to raise money over time for a specific purpose, such as a school.*

*Electrical systems made up nearly \$500 million of the estimated cost and HVAC systems made up a little under \$400 million, [according to the district's presentation Tuesday](#). Of the total estimated cost, \$340,000 was flagged as needed to address life safety risks.*

*Consultants, using facility condition index scores, deemed Rooftop Pre-Kindergarten-8 School's Mayeda campus to have deficient buildings and needing \$14 million in upgrades.*

*Schools considered to have poor facilities include Mission High, needing an estimated \$140 million, and Balboa High, are estimated to need \$156 million.*





*Classroom door locks (AB 3205)*

**SACRAMENTO, Calif. (KCRA) —**

*Witnesses to the Parkland school shooting said one of the teachers killed was shot while trying to lock his classroom door.*

*“I was a classroom teacher for over 20 years and I had to go outside my classroom door during a lockdown to lock the door,” O’Donnell said. “It does take time — and in active shooting scenarios, seconds matter.”*

*Expert comment: “This has been an issue with teachers since Columbine. Having to lock the door from the outside does create an additional step for teachers,” said Kenneth Trump (no relation to President Trump), of Ohio-based National School Safety and Security Services. “But the flip side is you could have a hostage situation, or a sexual assault, and they are able to lock themselves in the room. We need to realize it is not a panacea and could have unintended consequences in other contexts.”*

## **Links to Data:**

### **Background**

- What’s the socio, economic, and political background of this issue?
- How is the issue connected to San Francisco?
  - Insert Data & Research
    - Which departments are in charge of the services and/or funding?
    - What existing services and programs are there? Or is there a lack of programs and services?
- How does the issue relate to youth in San Francisco?
- Youth Commission historical work/background/advocacy

### **Recommendation**

- What is the recommendation?
  - Is this a budget or policy priority?
  - Will this be a short-term or long-term point?
  - Is this actionable and attainable for the Board of Supervisors and Mayor?

## **Background**

### **Sexual Harassment/Assault in Schools**



Sexual assault and harassment, both between students and between adults and students, has been a consistent and pervasive issue worldwide and in San Francisco Unified School District (SFUSD) schools, San Francisco charter schools, and San Francisco independent schools. In no way is this a new issue, as KQED explains how issues of sexual assault and harassment in SFUSD have been “swept under the rug” for years. According to the CDC, 1 in 4 women and about 1 in 26 men have experienced completed or attempted rape, and 1 in 3 women and about 1 in 9 men experienced sexual harassment in a public place. According to HuffPost, Every 68 seconds, another American is sexually assaulted. From 2009-2013, Child Protective Services agencies substantiated or found strong evidence to indicate that 63,000 children a year were victims of sexual abuse. A majority of child victims are 12-17. Of victims under the age of 18: 34% of victims of sexual assault and rape are under age 12, and 66% of victims of sexual assault and rape are ages 12-17.

In 2013 alone, colleges and universities reported over 5,000 forcible sex offenses in the US. Department of Education. Forty-one percent of schools have not conducted a single investigation of a sexual assault complaint in the last five years, and only 10 to 25% of students found responsible for sexual assault were permanently expelled from campus. Approximately 80% of sexual assault crimes against undergraduate women go unreported to the police. Only 16% of student survivors of sexual assault received assistance from a victim services agency that provides aid in recovery, guidance through the criminal justice system, and/or assistance in obtaining restitution. A chronic lack of training in on-campus personnel hampers sexual assault investigations and disciplinary processes, often creating conditions that result in the retraumatization of survivors.

To narrow in on SFUSD, recent reporting from the San Francisco Chronicle and the San Francisco Standard shows serious allegations that an SFUSD athletic director at George Washington High School has been accused of sexual abuse, despite law enforcement being contacted and an active lawsuit being permitted to “quietly resign.” Additionally, recent reporting from KQED shows grave neglect from the Lowell High School administration to complaints and accusations made by colleagues and students accusing a teacher of sexual harassment who was able to continue to teach with only a verbal reprimand. These are only a few instances that highlight daily occurrences in our city’s learning institutions.



In 2005, the San Francisco Youth Commission (SFYC), in collaboration with the SFUSD Student Advisory Council, produced a report on sexual assault and harassment in San Francisco schools entitled “*Youth Commission Report on Sexual Assault and Harassment in San Francisco Schools*,” which showed the primary factor preventing students from receiving needed resources and support is the disconnection between service providers and San Francisco students. This report entailed a survey conducted by the Youth Commission, the Youth Leadership Institute, and the Student Advisory Council, which surveyed 6,000 high school students. The survey concluded that 48.4% of students are affected by sexual harassment on or off campus, exemplifying the utmost priority of this issue.

The 2005 report included specific recommendations to city agencies like the Department on the Status of Women to (1) implement a student-oriented public service announcement campaign, 2) facilitate the outreach and use of CBOs with San Francisco schools, 3) aid schools in training teachers on student-to-student sexual assault and harassment, and 4) aid schools in enriching curricula for all grade levels), the Department of Public Health (1) that the department maintains or increase funding for student counseling, and 2) that the department expands the Intimate Partner Violence Screening Protocol to all public and private health clinics and hospitals), the Department of Children, Youth, and their Families (DCYF) (distribute information about preventing and responding to sexual assault and harassment, including information on how to identify sexual assault and harassment, how to report incidents of sexual assault and harassment, and how to access counseling services).

Additionally, in April 2016, the San Francisco Board of Supervisors passed, and Mayor Edwin Lee signed, legislation (FILE NO. 150944, ORDINANCE NO. 89-16) sponsored by Supervisor Jane Kim to create the Safer Schools Sexual Assault Task Force and set out membership requirements for the ten seats. The task force made the overarching recommendations of 1) establishing an ongoing Task Force and staff to coordinate sexual assault prevention and response broadly, including on campus and in the broader community, and 2) fully implementing state and federal laws reflecting years of work to prevent sexual assault on campus and respond effectively when it occurs. The legislation made the San Francisco Department on the Status of Women responsible for providing administrative support and staffing the task force through a consultant who began in October 2016. A year later, the Department on the Status of Women put together the 71-page Safer Schools Sexual Assault Task Force Report and Recommendations, which did not include any specific recommendations for reducing sexual assault on all school



campuses, failed to provide concrete recommendations and solutions, and interviewed only 18 of the 60,263 SFUSD students at the time.

Despite specific recommendations to city institutions, an ordinance passed by the Board of Supervisors in 2016, and resolutions by previous Youth Commissions, the issue of sexual assault and harassment runs rampant in San Francisco's schools, affecting youth citywide. In 2021, hundreds of students from at least eight San Francisco high schools walked out Friday to protest against San Francisco Unified's handling of sexual assault complaints. San Francisco youth leaders wrote a public letter soon after the walkouts to the then-SFUSD Superintendent Vincent Matthews, SFUSD Board of Education Commissioners, and SFUSD administrators to support and amplify demands from student activists at Lowell High School and Ruth Asawa San Francisco School of the Arts, as well as numerous other San Francisco middle and high schools. This issue cycles year after year and must be taken seriously.

### **Recommendation**

The 2022-2023 San Francisco Youth Commission urges the San Francisco Board of Supervisors to restart the Safer Schools Sexual Assault Task Force while including adequate youth voice and representation for middle and high school students (ages 10-18) and for college/higher education students (ages 18-24), as well as policymakers, volunteers, experts, parents, stakeholders, and survivors, and do so in consultation with the Youth Commission. The task force must be maintained yearly to continuously provide oversight and resources over the issue of sexual assault and/or harassment in schools. The Public Safety and Neighborhood Services Committee should work with SFUSD to adopt mandatory training for youth, education, and school site staff on the definitions of sexual harassment and assault, reporting procedures, supporting students, and identifying and preventing these crimes, and conducting them at least once per school year.

To gather data on the current state of sexual harassment/assault and to measure the future effectiveness of the Task Force, the San Francisco Department of Police Accountability should gather data regarding sexual harassment and/or assault in reports specifically for San Francisco Youth Aged 15-25.



<https://www.cdc.gov/violenceprevention/sexualviolence/fastfact.html#:~:text=One%20in%204%20women%20and,Sexual%20violence%20starts%20early.>

<https://www.rainn.org/statistics/scope-problem>

[https://sfgov.org/youthcommission/ftp/uploadedfiles/youth\\_commission/Documents\\_and\\_Publications/FINALSA%26HReport041205.pdf](https://sfgov.org/youthcommission/ftp/uploadedfiles/youth_commission/Documents_and_Publications/FINALSA%26HReport041205.pdf)

(pg 5-6)



## **Background**

- Gen Z turned out at the highest rates for young people in 30 years in the 2018 and 2022 midterms  
<https://www.npr.org/2022/11/10/1135810302/turnout-among-young-voters-was-the-second-highest-for-a-midterm-in-past-30-years>; <https://circle.tufts.edu/2022-election-center>
- United States has substantially lower voter turnout than most modern democracies; in lower half of OECD member countries  
<https://www.pewresearch.org/fact-tank/2022/11/01/turnout-in-u-s-has-soared-in-recent-elections-but-by-some-measures-still-trails-that-of-many-other-countries/>
- Voting is habitual  
<https://thehill.com/opinion/campaign/456934-how-voting-becomes-a-habit/>;  
<https://link.springer.com/article/10.1007/s11109-010-9148-3>;  
<https://www.jstor.org/stable/41488876>;  
<https://www.cambridge.org/core/journals/american-political-science-review/article/abs/being-a-habitual-voter-inertia-resources-and-growth-in-young-adulthood/9EA1F561496D714346491B25B0D52239>
  - 18 is a year of transition: college, moving out, new job—often interrupts building voting habit
  -

## **Recommendations**

The Youth Commission urges the Mayor and Board of Supervisors to put to voters in the November 2024 general election a charter amendment lowering the voting age to 16 in local elections.

Further, the Youth Commission urges the Mayor and Board of Supervisors to urge California legislators to place a constitutional referendum on the ballot to lower the voting age to 16 in state elections.

## **Background**

- What's the socio, economic, and political background of this issue?
- How is the issue connected to San Francisco?
  - Insert Data & Research



- Which departments are in charge of the services and/or funding?
- What existing services and programs are there? Or is there a lack of programs and services?
- How does the issue relate to youth in San Francisco?
- Youth Commission historical work/background/advocacy

### **Recommendation**

- What is the recommendation?
  - Is this a budget or policy priority?
  - Will this be a short-term or long-term point?
  - Is this actionable and attainable for the Board of Supervisors and Mayor?



## Background

As of 2023, the crisis of homelessness has possibly become San Francisco's most pressing issue. However, this crisis did not develop overnight. It has steadily worsened year after year, decade after decade, administration after administration which has led us to the unfavorable reality in front of us today. In 1985, a period in which homelessness and displacement were on the rise, the Reagan Administration proposed large cutbacks on public and supportive housing programs such as Section 8.<sup>8</sup> As a result, homelessness and housing crises were thus left in the hands of local jurisdictions. In response, then San Francisco Mayor Dianne Feinstein implemented a program within the city to provide temporary housing and food to those seeking shelter. However, her administration was unbeknownst to the imminent severity and longevity of homelessness as they believed it would solve itself once the recession ended, and did not address it with the urgency necessary to prevent potential exacerbation.<sup>9</sup> Because of this inaction, the crisis worsened.

In the decades since the retrenchment of Section 8 and Feinstein's ten-year term as Mayor of San Francisco, other Mayors have earnestly attempted to undertake the issue of homelessness during their time in office. In particular, Mayors Art Agnos, Gavin Newsom, and most recently London Breed, have all made addressing homelessness a policy priority, but despite their efforts and progress, the lack of housing and homelessness crisis has not only persisted, but worsened.

## Current Conditions

San Francisco's struggle with homelessness spanning across multiple decades has intensified in recent years, with the number of individuals within the City experiencing homelessness increasing throughout the 2010s. In 2007, the homeless population in San Francisco was 5,703, and this number climbed to 9,784 by 2019.<sup>10</sup> Not only has the increase in homelessness affected those who are suffering on the streets and in shelters, but it has also affected the City as a whole. The presence of a larger homeless population in large areas of San Francisco has had an adverse impact on both individuals living in these areas and local businesses, where decreased foot-traffic has affected businesses and thus many people's economic livelihoods. Therefore, the homeless crisis in San Francisco affects everyone residing within the City both directly and indirectly, and the large number of individuals living in poor conditions on our streets has received national attention and marred the reputation of San Francisco.

In 2020, the COVID-19 Pandemic hit San Francisco, and the homeless population of the City was uniquely affected because sheltering-in-place was simply impossible for those lacking shelter. Because of this danger, the City took immediate action to mitigate health concerns the harms from the Pandemic on individuals experiencing homelessness. Beginning in March 2020, San Francisco launched the Alternative Shelter Program, which sought to provide emergency shelter to individuals experiencing homelessness.<sup>11</sup> In total, the program provided 9,093 people with a place to stay during the worst period of the Pandemic. Although this program was suspended in June 2021, it proved that San Francisco is capable of providing individuals experiencing homelessness with safety and dignity when it takes decisive

---

<sup>8</sup>US Department of Housing & Urban Development, Section 8 Program Background Information, accessed January 26, 2023, [https://www.hud.gov/program\\_offices/housing/mfh/rfp/s8bkinfo](https://www.hud.gov/program_offices/housing/mfh/rfp/s8bkinfo)

<sup>9</sup> Matthew Green, "TIMELINE: The Frustrating Political History of Homelessness in San Francisco," KQED, June 26, 2017,

<https://www.kqed.org/lowdown/22644/interactive-timeline-a-history-of-homelessness-in-san-francisco>.

<sup>10</sup> Kate Eby, "History of How Many People Are Homeless in the Bay Area," ABC7 San Francisco, August 13, 2019, <https://abc7news.com/homeless-homelessness-bay-area-number-of-people/5260657/>.

<sup>11</sup> "Alternative Shelter Program," hsh.sfgov.org, accessed January 25, 2023, <https://hsh.sfgov.org/covid-19/alternative-shelter-program/>.





action. The Youth Commission that San Francisco should act strongly like this in order to curb the issue of homelessness.

Although the homeless crisis has affected all age groups, Youth have been especially susceptible to experiencing homelessness in recent years. Recently, Applied Service Research conducted a point-in-time (PIT) survey to measure the scope of the homeless crisis, and, in particular, its effect on Youth. It found that in 2022, 1,073 San Franciscans under the age of 25 were experiencing homelessness.<sup>12</sup> Unfortunately, 902 individuals, or 84% of this group, were unsheltered, which is a far lower rate than the overall homeless population. Youth Homelessness can be triggered by a variety of factors, with the most common being the loss of a job, an argument with a family member or friend, the use of alcohol and/or drugs, and mental health issues.<sup>13</sup> When considering solutions, it is essential to understand that different causes of Youth homelessness require different solutions, necessitating a multifaceted strategy.

Furthermore, when measuring the scope and impact of the homeless crisis among Youth in San Francisco, it is clear that certain populations suffer disproportionately when compared to the population-at-large. Among the 1,073 Youth experiencing homelessness, 38% identified as LGBTQ+<sup>14</sup>. Sadly, this is often caused by families disowning their children after they become aware of their identity. Given that LGBTQ+ Youth, and Transgender/Non-binary Youth in particular, are uniquely affected by mental health crises, with a Trevor Project report finding 44% of LGBTQ+ Youth and 54% Transgender and Non-binary Youth in California seriously considering suicide, many of these Youth experiencing homelessness are in desperate need of mental health services.<sup>15</sup> In addition, 40% of Youth experiencing homelessness in San Francisco are Black, despite the fact that they compose a mere 6% of San Francisco's population<sup>16</sup>. Given these statistics, all efforts to combat the homeless crisis among Youth must be expressly aimed at assisting those who are most affected by the crisis.

## **Barriers/Challenges**

Currently, San Francisco's primary effort to curb the homeless crisis has been in supportive and transitional housing, which youth may gain entry to through Access Points such as Larkin Youth Street Services. However, there are several barriers in place that prevent many youth from getting the proper resources and shelter they need to rebuild their lives.

---

<sup>12</sup> Applied Service Research, "San Francisco Youth Homeless Count and Survey, 2022 Point-In-Time Report," accessed January 20, 2023,

<https://hsh.sfgov.org/wp-content/uploads/2022/08/2022-San-Francisco-Youth-Count.pdf>

<sup>13</sup> Applied Service Research, "San Francisco Youth Homeless Count and Survey, 2022 Point-In-Time Report," accessed January 20, 2023,

<https://hsh.sfgov.org/wp-content/uploads/2022/08/2022-San-Francisco-Youth-Count.pdf>

<sup>14</sup> Applied Service Research, "San Francisco Youth Homeless Count and Survey, 2022 Point-In-Time Report," accessed January 20, 2023,

<https://hsh.sfgov.org/wp-content/uploads/2022/08/2022-San-Francisco-Youth-Count.pdf>

<sup>15</sup> Megan Rose Dickey, "LGBTQ Youth Are Facing a Mental Health Crisis in California," Axios, December 16, 2022,

<https://www.axios.com/local/san-francisco/2022/12/16/lgbtq-youth-suicidal-thoughts-mental-health-california>

<sup>16</sup> Applied Service Research, "San Francisco Youth Homeless Count and Survey, 2022 Point-In-Time Report," accessed January 20, 2023,

<https://hsh.sfgov.org/wp-content/uploads/2022/08/2022-San-Francisco-Youth-Count.pdf>



Before getting placed into supportive housing, there's criteria that must be met, and proper documentation that youth must prepare beforehand. Documentation consists of records such as immigration papers, housing history, or income verification. These documents are especially difficult to attain if youth are undocumented, full-time students, or runaways since it is unlikely they would have knowledge of or access to such documents. However, while eligibility for youth and transitional-age youth entry into supportive housing is already in itself an arduous process, their experiences once accepted into supportive housing can also be debilitating and may often significantly delay their exits.<sup>17</sup> There are various factors that may contribute to a distressing experience in supportive housing; for instance, location, accessibility of services, and staffing.

As stated in the book, *Understanding the Changing Planet* by the National Academies Press, "A variety of place-based influences affect health, including physical circumstances (e.g. altitude, temperature regimes, and pollutants), social context (e.g., social networks, access to care, perception of risk behaviors), and economic conditions (e.g., quality of nutrition, access to health insurance)."<sup>18</sup> Many of the SRO's that are utilized by the HSH as supportive housing sites are severely dilapidated and almost entirely congregated within the Tenderloin and South of Market (SoMa), which are neighborhoods infamous for high rates of drug dealing and usage. To place youth and transitional-age youth experiencing homelessness in housing conditions unfit for even the most vigorous of adults, and expect them to be able to rebuild their lives from the ground up given minimal and rudimentary resources is absurd and counterintuitive to efforts toward alleviating the homeless crisis. Moreover, upwards of 40% of the 650+ recorded drug overdose deaths in the Tenderloin took place in SRO's, and, "in total, San Francisco's supportive housing SROs have been the site of at least 16% of all fatal overdoses citywide [from 2019 until now], though the buildings house less than 1% of the population."<sup>19</sup> Being in an environment with prolific drug usage will only enable and encourage the abuse of it.

Additionally, services and programs implemented and funded by the city such as harm reduction centers are also often siloed and unavailable at supportive housing sites themselves, and are inconveniently located miles away, across the city. Because of this, youth and transitional-age-youth may be discouraged from utilizing them, thus, potentially delaying their exits.

While mobile sites and services provide a temporary solution for youth unable to travel to receive services, upholding these sites and services is strenuous for the staff and can cause major burn out which results in loss of staffing, and in turn, places even more strain upon other sites. In general, careers in this work field are fatiguing to manage and uphold due to 1) low pay, 2) lack of training for challenging work, and 3) very few opportunities for professional advancement.<sup>20</sup> In fact, during the summer of 2022, SRO workers went on strike for a day to protest against their working conditions and demand higher pay for their labor. Many of the case managers that work in SRO's and clinics have caseloads that far exceed

---

<sup>17</sup> Joaquin Palomino and Trisha Thadani, "S.F. Has Spent Millions to Shelter the Homeless in Run-down Hotels. These Are the Disastrous Results," The San Francisco Chronicle, April 26, 2022, <https://www.sfchronicle.com/projects/2022/san-francisco-sros/>.

<sup>18</sup> *Understanding the Changing Planet : Strategic Directions for the Geographical Sciences* (Washington, D.C.: National Academies Press, 2010).

<sup>19</sup> Trisha Thadani and Joaquin Palomino, "SF's Deadly Failure on the Drug Crisis Is Unfolding inside Its Own Housing Program," The San Francisco Chronicle, December 15, 2022, <https://www.sfchronicle.com/projects/2022/san-francisco-sros-overdoses/>.

<sup>20</sup> Jackie Botts, "Five Challenges in Expanding California's Permanent Supportive Housing — and Potential Solutions," The GroundTruth Project, February 1, 2022, <https://thegroundtruthproject.org/five-challenges-in-expanding-californias-permanent-supportive-housing-and-potential-solutions/>.



federal recommendations (20:1 to 25:1).<sup>21</sup> During the strike, one of the social workers claimed that the average caseload varies, but that he had 110 caseloads, his friends had 85 and 50 respectively, and that he knew two workers at the Mission Hotel who each had 150.<sup>22</sup> While working with burnt out and transitory staff, it can be difficult to build trust or form an actual connection, thus impeding a person's recovery after homelessness.

### **Past & Present Youth Commission Advocacy**

The San Francisco Youth Commission has long considered the crisis of homelessness, and especially its effects on Youth and TAY (Transitional-Age Youth). Every year since 2012, the San Francisco Youth Commission has dedicated a section of its Budget and Policy Priorities to addressing the needs of Transitional-Age Youth experiencing homelessness.<sup>23</sup> The Youth Commission has tirelessly advocated for public recognition and increased funding, both of which are necessary to tackle this issue. And indeed, the number of available services for Youth and TAY experiencing homelessness has increased in recent years, which has led to a decrease in the number of Youth and TAY experiencing homelessness in San Francisco. As stated above, the most recent Point-in-time (PIT) Report found that the 2017 PIT Report found that 1,274 Youth and TAY were experiencing homelessness in 2017, but this figure dropped to 1,073 Youth and TAY were experiencing homelessness in 2022, but that figure was found to be 1,274 when the 2017 PIT Report was conducted.<sup>24</sup> Therefore, the efforts of the City Government, including the Youth Commission, have facilitated some progress on this issue, with the steady, decades-long increase finally coming to an end within the past few years. However, 1,073 is still far too high a number, and we must continue our efforts to further reduce it.

In addition, previous Youth Commission Budget and Policy Priority advocacy has resulted in concrete solutions. In the 2019-2020 Budget and Policy Priorities, the Youth Commission urged for the expedient construction of a Navigation Center solely focused on serving Transitional-Age Youth.<sup>25</sup> And indeed, in February 2021, the City opened a 75-bed Navigation center at 700 Hyde Street that has been serving the needs of TAY experiencing homelessness ever since.<sup>26</sup> Although the Youth Commission celebrates this progress, we also note that it is not nearly enough. Even with this Navigation Center, 84% of Youth and TAY experiencing homelessness in San Francisco are still unsheltered as of 2022.

---

<sup>21</sup> Julia Dickson-Gomez et al., "Identifying Variability in Permanent Supportive Housing: A Comparative Effectiveness Approach to Measuring Health Outcomes," *American Journal of Orthopsychiatry* 87, no. 4 (2017): 414–24, <https://doi.org/10.1037/ort0000232>.

<sup>22</sup> Holly McDede and Matthew Green, "Tenderloin Housing Clinic Workers Strike in Demand for Higher Wages," KQED, July 27, 2022, <https://www.kqed.org/news/11920638/tenderloin-housing-clinic-workers-strike-in-demand-for-higher-wage>.

<sup>23</sup> "Archive of Budget and Policy Reports," San Francisco Youth Commission, accessed January 19, 2023, <https://sfgov.org/youthcommission/archive-budget-and-policy-reports>.

<sup>24</sup> Applied Service Research, "San Francisco Youth Homeless Count and Survey, 2022 Point-In-Time Report," accessed January 20, 2023, <https://hsh.sfgov.org/wp-content/uploads/2022/08/2022-San-Francisco-Youth-Count.pdf>.

<sup>25</sup> FY 2019/20 & 20/21 Budget & Policy Priorities, San Francisco Youth Commission, accessed January 19, 2023, <https://sfgov.org/youthcommission/sites/default/files/SF%20Youth%20Commission%20BPPs%2019-20%20C%2020-21%20FINAL.pdf>.

<sup>26</sup> "San Francisco to Open New 75-Bed Navigation Center for Transitional Age Youth Office of the Mayor, February 3, 2021, accessed January 19, 2023, <https://sfmayor.org/article/san-francisco-open-new-75-bed-navigation-center-transitional-age-youth>.



Noting both the progress made as a result of prior advocacy as well as the continued need for more funding and support, the Youth Commission continues to view this crisis as urgent, and continues to demand ever-stronger initiatives with the aim of building on the advocacy of past Commissions and addressing an overdue crisis that has proved extremely difficult to solve. The homeless crisis has several causes, some of which are deeply embedded within the fabric of our society. However, by addressing the present needs of Youth and TAY experiencing homelessness right now, we hope to alleviate this crisis and hopefully pave a pathway toward resolving it.

## **Recommendations**

### **1. Open an additional TAY Navigation Center**

- a. We recommend that the City and County of San Francisco opens another Navigation Center to exclusively serve the needs of Transitional-Age Youth experiencing homelessness between the ages of 18 and 27. This space, which would ideally not be in close proximity to the existing TAY (Transitional-Age Youth) Navigation Center at 700 Hyde Street, will provide a crucial increase in the number of beds available to TAY experiencing homelessness, 84% of whom remain unsheltered

### **2. Hire more case managers to ensure an adequate ratio of case managers to residents**

- a. For years, case managers in San Francisco's Navigation Centers have been overworked, making it more difficult for them to do their jobs. Thus, the Youth Commission recommends that the City invest resources into hiring more case managers to bring San Francisco in line with the federal recommendation of no more than 25 individuals per case manager.

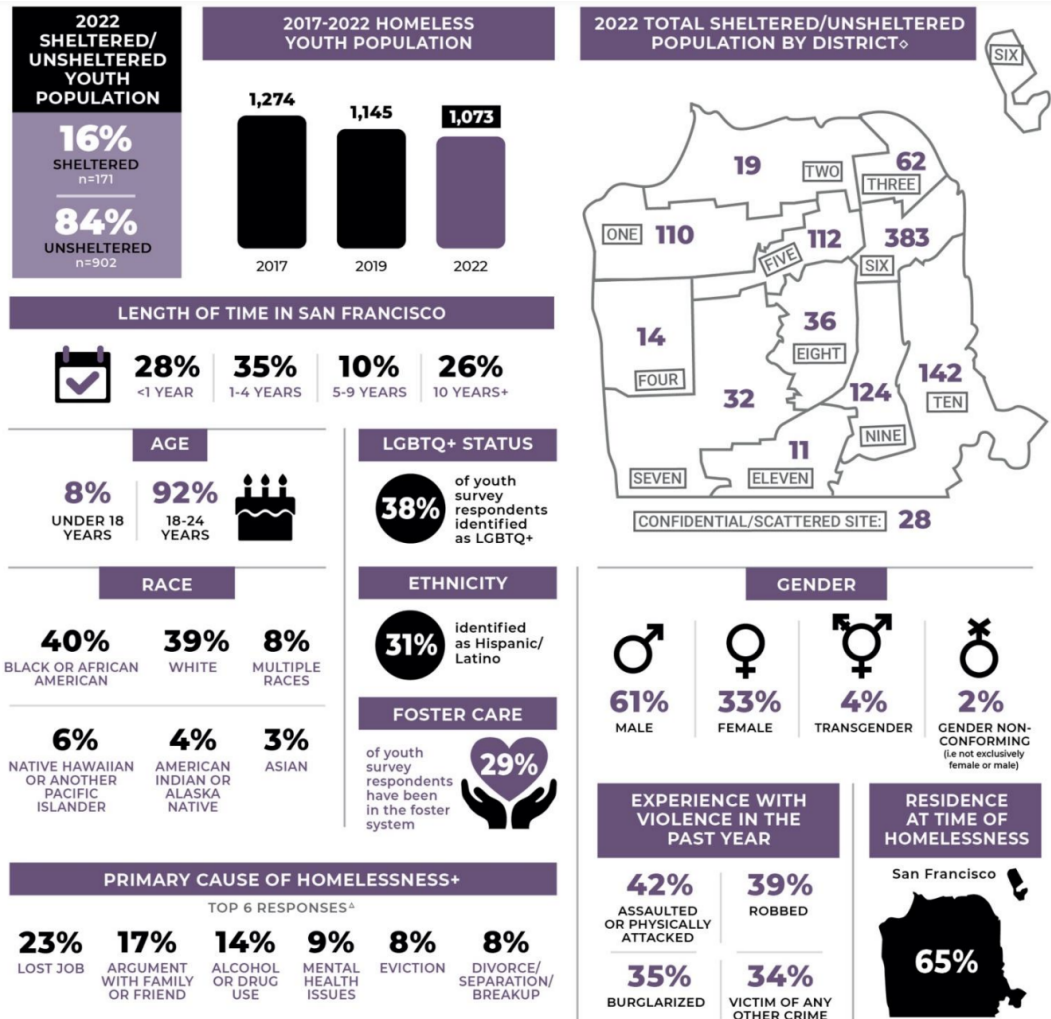
### **3. Explore options for modifying eligibility criteria and required documentation into supportive housing**

- a. We recommend The Department of Homelessness and Supportive Housing to facilitate and simplify the process in which referral agencies assist TAY in quickly obtaining necessary documentation and developing clear and communicated language for requirements regarding youth entry into specific types of housing or individual housing sites.

### **4. Increase funding for development of on-site services**

- a. We recommend The Mayor and The Board of Supervisors to include and allocate additional funding in the City Budget to The Department of HSH explicitly for the development of permanent services located at supportive housing and at Navigation Centers. Provided the additional funding, we would hope to mitigate the inefficiency of services and programs being inaccessible due to it not being within proximity to TAY (Transitional-Age Youth) housing.

**Attached to 'Current Conditions'**



Applied Service Research, "San Francisco Youth Homeless Count and Survey, 2022 Point-In-Time Report," accessed January 20, 2023,

<https://hsh.sfgov.org/wp-content/uploads/2022/08/2022-San-Francisco-Youth-Count.pdf>





## **Background**

<https://www.instagram.com/p/Ce2EbcMpoot/>

The Youth Commission has long been advocating for Free Muni For Youth. Efforts began in 2010 with Resolution No. 1011-AL04 calling on SFMTA and SFUSD to implement the Youth Lifeline Fast Pass. Further resolutions called for the expansion of the program to 18-year-olds and later to expand the program to all youth.

The Free Muni for Youth program was created in 2013 as a pilot program that allowed low to moderate youth aged 5-17 with grant funding from Google to cover some of the program costs. The implementation was a partial response to cuts to SFUSD yellow school bus cuts. The means-tested pilot program became permanent in 2015. In April 2020, the program was expanded to 18-year-olds and students enrolled in Special Education and English Learner programs through age 22.

The 2019-20 Youth Commission passed RESOLUTION NO. 1920-AL-14 "Transportation Equity - Free Muni for all Youth" where they highlighted that the Free Muni for Low- and Moderate Income Youth program suffered from a complex application process and was not widely known, especially to people with limited English proficiency and people who do not have easy access to the SFMTA offices at 1 South Van Ness Avenue.

On August 15, 2021, Muni, with \$2 Million in funding included in Mayor Breed's FY 2022 budget proposal, launched a 1-year pilot FMFAY program until August 14, 2022. On April 19, 2022, the SFMTA board of directors voted to approve their FY 2023-24 budget<sup>27</sup> which included \$4.1 Million to continue the FMFAY program until June 2024.

## **Reasons**

The Free Muni for All Youth program is critical in removing the financial burden of fares for families.

The easy and equitable access to public transportation that the FMFAY program provides is essential for San Francisco's young people to access school, extracurricular activities, jobs, and other opportunities.

---

27

[https://www.sfmta.com/sites/default/files/reports-and-documents/2022/04/4-19-22\\_mtab\\_item\\_12b\\_consolidated\\_budget\\_-\\_book.pdf](https://www.sfmta.com/sites/default/files/reports-and-documents/2022/04/4-19-22_mtab_item_12b_consolidated_budget_-_book.pdf)



In SFUSD's most recent travel tally survey, approximately 60% of SFUSD 9th graders used Muni to get to school.

When people begin riding transit at a young age, they are more likely to become lifelong riders<sup>28</sup>

Removes barriers of previous means-tested system, more accessible, especially for limited English proficiency households

While not perfect, the program limits youth contact with fare enforcement staff and prevents youth from being ticketed.

61% of youth utilizing the Free Muni for All Youth program did not participate in the means free muni for youth program<sup>29</sup> showing that the Free Muni for All Youth program is providing significant benefits

Recommendations:

- Continue to fund the Free Muni for All Youth program and include it in future SFMTA baseline budgets

- Continue to promote the program, especially through communications at the beginning of the school year

---

<sup>28</sup> <https://calmatters.org/transportation/2020/02/free-transit-kids-california-climate-change/>

<sup>29</sup>  Free Muni for Youth Survey Results January 2022.pdf



## Background:

The Youth Commission recognizes that freeways disproportionately affect marginalized communities. When United States President Dwight Eisenhower signed the Federal Aid Highway Act, he created a foundation for mass suburbanization and an economy centered on the automobile because the act facilitated mass highway construction.<sup>30</sup> The highways propelled the economic development of predominantly White communities while creating the physical and economic destruction and underdevelopment of Black and low-income communities.<sup>31</sup> Planners of the interstate highway system routed many highways directly and intentionally through Black and Brown communities. Deborah Archer, professor at the New York University School of Law, explains that “Black people have been intentionally sacrificed to feed America’s growth and expansion”, demonstrating how the construction of highways benefited White communities and exploited Black and Brown communities.<sup>32</sup>

Freeways are extremely detrimental to the environment. The transportation sector is the largest source of greenhouse gas emissions in California. In San Francisco, the transportation sector accounts for 2.2 million metric tons of CO<sub>2</sub>e, or roughly 47% of the Carbon Dioxide Equivalent (CO<sub>2</sub>e) emissions, according to the state’s most recent pre-pandemic inventory.<sup>33</sup> Youth in particular have higher risks for health impacts from air pollution near roadways.<sup>34</sup>

Freeways also overwhelmingly affect the health of communities living near them with constant air and noise pollution, and safety hazards. Residents living near freeways report “seeing, feeling, hearing, and smelling traffic and its negative by-products on a regular basis. They smell traffic exhaust on the sidewalk, at the bus stop, and even in their homes; their sleep is disturbed by traffic noise; and they worry about speeding cars and trucks on residential streets and the safety of children at play.”<sup>35</sup> Teresa Jan from Multistudio also stated that the constant flow of traffic brought by the Central Freeway “is the main source of noise pollution to the adjacent neighborhoods. It contributes to tinnitus, cognitive impairment...and other preventable health problems including bronchitis, emphysema, abnormal heart rhythm, congestive heart failure, stroke.”<sup>36</sup> Moreover, a historical analysis of census data revealed that freeways in San Francisco had become a color line, with a notably different racial composition of communities on both sides.

---

<sup>30</sup> "How freeways bulldoze California communities of color," Calmatters, <https://calmatters.org/housing/2021/11/california-housing-crisis-podcast-freeways/>.

<sup>31</sup> Deborah N. Archer, *Transportation Policy and the Underdevelopment of Black Communities*, [https://papers.ssrn.com/sol3/papers.cfm?abstract\\_id=3797364#](https://papers.ssrn.com/sol3/papers.cfm?abstract_id=3797364#).

<sup>32</sup> Archer, *Transportation Policy*, [Page 1].

<sup>33</sup> Letter by Scott Wiener, "Caltrans Central Freeway Letter," November 28, 2022, <https://drive.google.com/file/d/1qDBIKNdhZXyejOi3bbiqRBADm2l3kXgy/view>.

<sup>34</sup> "Near Roadway," United States Environmental Protection Agency.

<sup>35</sup> Traffic Causes Death and Disease in San Francisco Neighborhood | Reimagine! (n.d.). <https://www.reimaginepe.org/node/2814>

<sup>36</sup> Rudick, R., Owens, D., Rudick, R., Bialick, A., Rudick, R., Curry, M., & Rudick, R. (2022, November 18). *SPUR Talk: Bury or Tear Down US-101 and the Central Freeway*. *Streetsblog San Francisco*. <https://sf.streetsblog.org/2022/11/18/spur-talk-bury-or-tear-down-us-101-and-the-central-freeway/>





Freeways are inconsistent with the City's transportation goals. The San Francisco City Planning Commission and Board of Supervisors adopted the Transit First Policy in 1973, "giving top priority to public transit investments as the centerpiece of the city's transportation policy and adopting street capacity and parking policies to discourage increases in automobile traffic. This policy encourages multi-modalism rather than the continued use of the single-occupant vehicle", as stated in the Planning Department's Transportation Element of the General Plan.<sup>37</sup>

Freeways create safety concerns. According to SF StreetsBlog, "The highest instances of pedestrian fatalities are reported to center around freeway ramps that spill the highest volumes of motor traffic onto wide, one-way arterial roads in the city's eastern neighborhoods. In SoMa, a growing residential population is walking in some of the city's harshest conditions."<sup>38</sup> Removing freeways would allow our City to meet its environmental, public transportation, and Vision Zero goals. In November 2022, California Senator Scott Wiener (District 11) sent a letter to the California Department of Transportation (Caltrans) requesting a study on the removal of the Central Freeway.<sup>39</sup>

The Youth Commission researched the numerous examples of highways that have successfully turned into vital community spaces. For instance, when San Francisco's 1989 Loma Prieta earthquake damaged the elevated double-decker Embarcadero Freeway, officials turned the area into a water-facing, pedestrian-friendly urban boulevard which has become one of the most popular attractions in the City.<sup>40</sup> Traffic increases from the Embarcadero Freeway removal predicted by Caltrans failed to materialize, and traffic actually improved without the freeway because the network of local streets, which were underutilized with the nearby freeways, were able to absorb and manage a great deal of traffic capacity. Furthermore, the property tax base for the City increased and thousands of affordable housing units were added. Since the freeway removal, John Norquist from the Congress for the New Urbanism in *A Freeway-Free San Francisco* wrote that "the Embarcadero boulevard has prospered with added jobs, increased retail sales, and new housing, including thousands of affordable units."<sup>41</sup> Norquist further wrote that "Transit, walking, and cycling, if properly planned for, are viable ways to move through urban spaces—and these modes add to street vitality. ... When the Embarcadero was removed, people returned to the area and today co-exist with the streetcar, buses, and cars."<sup>42</sup>

Additionally, the Youth Commission found that in 1999, voters approved a proposition to build Octavia Boulevard to replace the concrete section of the Central Freeway west of Market Street.<sup>43</sup> In 2003, the Central Freeway ramp north of Mission Street was demolished, and plans for the new Octavia Boulevard were approved. In 2004, construction on the new Octavia Boulevard began after the San Francisco Board

---

<sup>37</sup> "San Francisco General Plan," San Francisco Planning, <https://generalplan.sfplanning.org/>.

<sup>38</sup> "City's Pedestrian Crash Toll Dwarfs Preventative Safety Costs," StreetsBlog SF, <https://sf.streetsblog.org/2011/04/12/citys-pedestrian-crash-toll-dwarfs-preventative-safety-costs/>

<sup>39</sup> "Forget the Central Subway—What's Happening With the Central Freeway?," *San Francisco Standard*, <https://sfstandard.com/housing-development/forget-the-central-subway-whats-happening-with-the-central-freeway/>.

<sup>40</sup> Claire Wang, "Federal Highway Removal Program Raises Hopes in California," The American Prospect, <https://prospect.org/infrastructure/building-back-america/federal-highway-removal-program-raises-hopes-in-california/>.

<sup>41</sup> Norquist, *A Freeway-Free*, [Page 10].

<sup>42</sup> Norquist, *A Freeway-Free*, [Page 16].

<sup>43</sup> "Forget the Central,"



of Supervisors urged the San Francisco County Transportation Authority (SFCTA) to study the relocation of the freeway's on-and off-ramps and the study of alternatives to the freeway, and postpone retrofits in order to lessen the negative impacts on the surrounding neighborhoods.<sup>44</sup> The land beneath the section north of Market Street was redeveloped into housing, while the remainder south of Market Street was repaired.<sup>45</sup> According to the Project for Public Spaces, the transformation of Octavia Boulevard led to a 75% increase in transit trips (a large increase in housing production), a 23% increase in employment, an increase in home values, and a new park development.<sup>46</sup> In a follow-up study of the Octavia Boulevard freeway closure, Caltrans concluded that a campaign alerting drivers of alternatives was a success as drivers learned new ways to navigate the City by car and a traffic increase did not ensue.<sup>47</sup> Qingchun Li, a student, at the University of California, Berkeley described that taking down the Central Freeway would create opportunities for housing, similar to Octavia Boulevard.<sup>48</sup> Geeti Silwal from Perkins and Will, an architectural services company, stated that removing three miles of the Central Freeway and the 101's 200-foot right of way would make space for 13,000 new homes.<sup>49</sup> The late San Francisco Mayor Ed Lee, SPUR, and the Spring 2014 graduate design studio at UC Berkeley noted that this section of freeway was underutilized and its removal could allow for new housing to be built and also simplify the Caltrain Downtown Extension and California High-Speed Rail projects.<sup>50</sup>

---

<sup>44</sup> "Resolution urging the Governor to postpone future retrofits of the Central Freeway deck and to commit the State to participate in a study of alternative future configurations for the Central Freeway," San Francisco Board of Supervisors, <https://www.sfbos.org/ftp/uploadedfiles/bdsupvrs/resolutions04/r0304-04.pdf>.

<sup>45</sup> Alex Mullaney, "Any Plan for the Central Freeway Must Be Community-Led, New Coalition Says," San Francisco Standard, <https://sfstandard.com/transportation/future-plans-central-freeway-community-coalition/>.

<sup>46</sup> "Octavia Boulevard: Creating a Vibrant Neighborhood from a Former Freeway," Project for Public Spaces, <https://www.pps.org/article/octavia-boulevard-creating-a-vibrant-neighborhood-from-a-former-freeway#:~:text=The%20city%20accomplished%20this%20by,light%20fixtures%20and%20brick%20color>.

<sup>47</sup> Henderson, "Conservative Fight," FoundSF.

<sup>48</sup> Robert Steuteville, "Urban repair through freeway removal," CNU, <https://www.cnu.org/publicsquare/2021/04/22/urban-repair-through-freeway-removal#:~:text=A%20mile%20long%20section%20of,to%20the%20I%2D80%20interchange>.

<sup>49</sup> Roger Rudick, "SPUR Talk: Bury or Tear Down US-101 and the Central Freeway," StreetsBlog SF, <https://sf.streetsblog.org/2022/11/18/spur-talk-bury-or-tear-down-us-101-and-the-central-freeway/>.

<sup>50</sup> John Norquist, A Freeway-Free San Francisco, [Page 18], [https://www.cnu.org/sites/default/files/freeway-free-san-francisco\\_0.pdf](https://www.cnu.org/sites/default/files/freeway-free-san-francisco_0.pdf).



The Youth Commission recognizes that studying and completing freeway removal is an expensive process. The 2022 Bipartisan Infrastructure Law (BIL) established the new Reconnecting Communities Pilot discretionary grant program, funded with \$1 billion for planning grants and capital construction grants, as well as technical assistance, to restore community connectivity through the removal, retrofit, mitigation, or replacement of eligible transportation infrastructure. States, local governments, metropolitan planning organizations, and nonprofit organizations can apply for a planning grant to study removing, retrofitting, or mitigating an existing eligible facility or to conduct planning activities necessary to design a project to remove, retrofit, or mitigate an existing eligible facility.<sup>51</sup> The City and County of San Francisco is eligible for a planning grant from the Reconnecting Communities Pilot program to complete various studies on the Central Freeway.<sup>52</sup>

The Youth Commission learned about a provision in the 2005 San Francisco General Plan's Transportation Element which called for a comprehensive study on the removal of the Central Freeway south of Market Street and an "analysis of the impacts and benefits on surrounding neighborhood livability, local and regional transportation, especially Muni and regional transit services, and economic impacts"<sup>53</sup>, but the study was never done.<sup>54</sup> The Planning Department was said to be updating the transportation section of the General Plan in 2022, and what will happen to the study of the Central Freeway is yet to be seen.<sup>55</sup> However, the Planning Department's Chief of Staff, Dan Sider, said the department still has not conducted any meaningful engagement on the freeway removal study.<sup>56</sup>

In January 2023, The Youth Commission passed RESOLUTION NO. 2223-AL-07 "Study of Freeway Removal" which outlined issues caused by freeways, examples of successful past freeway removals, and urged the City and County of San Francisco to study the Central Freeway. This resolution was the first ever resolution related to freeways passed by the Youth Commission. After the passing of the resolution, Youth Commissioners met with leaders from Vision Boulevard, the new grassroots campaign and movement to remove the Central Freeway.<sup>57</sup> In March 2023, Youth Commissioners attended a community forum at Manny's called "Should the Central Freeway Come Down?" Youth Commissioners will continue meeting with community leaders, organizations, agencies, and attending events to continue our advocacy in regards to freeways.

## Recommendations:

1. The 2022-2023 San Francisco Youth Commission urges the City and County of San Francisco to work with Caltrans to identify relevant historical documents and to complete the study on the removal of the Central Freeway for which a study has already been explicitly called for, in San Francisco's General Plan.

---

<sup>51</sup> "Reconnecting Communities Pilot Program – Planning Grants and Capital Construction Grants

<sup>52</sup> "Reconnecting Communities," United States Department of Transportation.

<sup>53</sup> "San Francisco," San Francisco Planning.

<sup>54</sup> "Forget the Central,"

<sup>55</sup> Mullaney, "Any Plan," San Francisco Standard.

<sup>56</sup> Mullaney, "Any Plan," San Francisco Standard.

<sup>57</sup> Vision Blvd. "Home," n.d. <https://www.visionblvd.org/>.



2. The 2022-2023 San Francisco Youth Commission urges the City and County of San Francisco to identify and apply for grant sources to study and develop plans for freeway removal, such as the Reconnecting Communities Pilot program.
3. The 2022-2023 San Francisco Youth Commission urges the City and County of San Francisco to center the voices of marginalized groups, and acknowledge the letter that more than 100 organizations, nonprofits, and cultural districts sent to the Planning Department and its officials requesting to be in the center of all actions made regarding the Central Freeway.<sup>58</sup>

---

<sup>58</sup> Mullaney, "Any Plan," San Francisco Standard.



<https://docs.google.com/document/d/1ieTKTDlia8nz9MgDhEvt86g9SGh-FksCDzlcPQjBBOM/edit?usp=sharing>

## **Action Items**

### **SROs**

#### **Departments/Non-Profits to Contact**

- Department of Homelessness and Supportive Housing
- Mayor's Office of Housing and Community Development
- SFHP
- 

#### **Chronicle Articles/Investigations on HSH/SRO's**

- <https://www.sfchronicle.com/projects/2022/san-francisco-sros/>
- <https://www.sfchronicle.com/projects/2022/sf-sro-evictions/>
  - [for those without a Chronicle subscription](#)
- <https://www.sfchronicle.com/projects/2022/san-francisco-sros-overdoses/>
  - "Yet the Breed administration, which has channeled millions of dollars toward combating overdoses and drug use in public spaces, has spent a drastically smaller amount trying to curb the deaths inside city-funded hotels." – could potentially expand on the drug abuse within supportive housing and how scarce maintenance has further enabled and exacerbated this
- <https://www.sfchronicle.com/sf/article/S-F-is-evicting-its-most-vulnerable-tenants-17423437.php>
- ending street homelessness in 3 years would take an extra 1.4 billion dollars  
<https://www.sfchronicle.com/sf/article/S-F-report-puts-a-1-4-billion-price-tag-on-17686136.php>
  - "San Francisco's homelessness department estimates that ending unsheltered homelessness within three years would require adding more than 6,000 permanent housing units and shelter beds — and spending an additional \$1.4 billion on top of what the city already budgets for the issue."
  - "On top of the difficulty of finding the whopping extra funding, the report said major challenges include actually finding the land and buildings to house all those new units and beds in an already packed city. Other barriers include shepherding construction and leasing through the city's glacially slow approval processes and



expanding the network of nonprofit providers to manage the new shelters, housing and aid options.”

- <https://www.sfchronicle.com/opinion/editorials/article/San-Francisco-homeless-place-for-all-injunction-17683651.php>
  - “There are currently at least 4,397 unsheltered homeless people in San Francisco. Only 34 shelter beds were available for them as of mid-December.”
- Potentially contact those that run the Chronicle investigations for more research/information (emails found at bottom of articles)

### Links to Information and Resources

- fiscal breakdown of how the nonprofits that help HSH run the supportive housing are kept up and running <https://hsh.sfgov.org/get-information/nonprofit-sustainability/>
- slides to the OCOH's vision for their committee (very vague but discusses their basic goals, can listen to the [meeting recording](#) to hear their full discussion) [https://sf.gov/sites/default/files/2022-11/3.%20SFStrategicPlanning\\_OCOHSlides%20for%2011-17-22\\_FINAL.pdf](https://sf.gov/sites/default/files/2022-11/3.%20SFStrategicPlanning_OCOHSlides%20for%2011-17-22_FINAL.pdf)
- 

**Establish list of questions to ask after HSH presents/to ask other community organizations**

### Zoning

Zoned in the USA by Sonia A. Hirt

Excerpts and thoughts

- “extraordinary sensitiveness of property to its surroundings”
- “By regulating what gets built and where, it sets the basic spatial parameters of where and thus how we live, work, play, socialize, and exercise our rights to citizenship. By imposing spatial constraints on social behavior, zoning “affects the basic organization of our human environment””
- “zoning not only expressed our societal consensus on the “correct” relationships and categories, it also shapes it”
- “conveys to us messages of the places in the city where we can and should meet each other, the streets we can and should travel on, how many cars we can and should have,



and the kinds of homes we can and should live in. It tells us about the activities we can and should perform at home and **the kinds of people we can and should live near.**"

- "zoning solidifies in our minds what is normal and expected, decent, and desirable. It thus imposes a moral geography on our cities."
- "The idea of legally designating areas exclusively for residential structures, areas where home is separated from all that is not home, appears to be an aberration in the history of the world's building regulations, even though the regulations date back thousands of years."
- "Americans are generally more appreciative of individual autonomy, initiative, and competition and less supportive of collectivist, government-led solutions. [...] In seeming contradiction to these core values, American zoning not only exists but thrives. Yet it is a case of restrictive government intrusion into the activities of individuals, of the private sector. [...] How could such heavy government regulations be acceptable in the land of political individualism?"
- "Real Estate markets in late nineteenth- and early twentieth-century America were experiencing a range of failures due to negative externalities. Public regulations such as zoning emerged to control these externalities and improve the operation of the markets. Since individuals could not effectively ensure the stability of their property values, they turned to a certain legal instrument—municipal zoning—that performs a function similar to that of personal property rights but at the collective level."
- "The argument [for why there is sensitivity of property to its surroundings] is that since homes are the greatest financial asset of the American middle class, their owners—the largest voting bloc in the United States—exercise rational choice by supporting local policies such as zoning that protect their homes' financial values."
- "Yes, the values of residential properties may often decline when their environs are less controlled, but they decline to a large extent because people do not like living in mixed, uncontrolled environs."
- "U.S. zoning is at its base a cultural institution: it was built to reflect the value of its founders, values that have been and, arguably, continue to be in alliance with popular American ideals of good government and good urbanism."
- two thirds of american families own their homes
- over two thirds of american housing comprises single-family homes
- "The average size of American residential lots has increased from about 6,000 square feet in the 1930s to about 14,000 square feet in 1982 to about 18,000 square feet in 2008."
- "In the United States there is more land where nobody is than where anybody is." - Gertrude Stein





<https://belonging.berkeley.edu/single-family-zoning-san-francisco-bay-area>

- Cities with high levels of single-family zoning have greater resources. These cities have higher incomes, higher home values, better-performing schools, and children who were raised in these cities 30 years ago have better outcomes in their adulthoods. However, this is also consistent with a troubling pattern of social, economic, and racial exclusion in cities with high levels of single-family zoning.
- Although no longer racially explicit, exclusionary zoning is explicitly classist, designed to exclude lower income residents and more affordable housing options, and can be implicitly racist, designed to keep out certain groups of people based upon racist stereotypes.
- [https://belonging.berkeley.edu/sites/default/files/sanfrancisco\\_zoning\\_map.png](https://belonging.berkeley.edu/sites/default/files/sanfrancisco_zoning_map.png) San Francisco Zoning Map created by Berkeley Othering and Belonging Institute
  - this map differs from other zoning maps in that they were constructed from the parcel level upward and accounts for residential land use not publicly attributed to specific housing types, allowing us to assess the effects of restrictive zoning with a far greater level of precision than has generally been done by others. was created to convey a broader appreciation of the ramifications of restrictive zoning
- Single Family Residential
  - land designated for detached, single family residential land use (one or two dwelling unit per parcel of land) in both low and high density. Includes single family homes and two-family detached dwellings.
- Multi-family Residential
  - land designed to allow for multiple dwelling units per parcel of land. Includes apartment buildings, duplexes, townhouses, mobile home parks, and two-family attached dwellings.
- Non-residential
  - Land designated for non-residential uses. includes parks and open space, commercial, industrial, commercial mixed-use, and public land. Non-developable land was removed from the overall land area, including water, waterways, marshland, and highways or streets.
- <https://www.sfchronicle.com/sf/article/sf-map-single-family-homes-17699820.php>
  - Per the city's latest zoning code, published in October 2022, 38% of the city's land is zoned for single-family homes, which is almost two-thirds of all the land zoned for residential purposes.
  - Senate Bill 9, which was approved by the state in 2021 and went into effect at the start of 2022, makes it easier for property owners on single-family lots to split lots, convert their homes to duplexes or build second units on their property. San Francisco also passed legislation in 2022 letting some property owners build fourplexes on any residential lot in the city or six-unit buildings on corner lots.





- The new fourplex ordinance is applicable to all the residential zoned (single and multifamily) areas of the city, which is 60% of all the developed land in San Francisco. Property owners can use the ordinance apply for a “density exception” that the city may approve once the applicant meets various requirements. **One key requirement is that applicants must have owned the property for at least a year before they can ask for a density exception, which makes it difficult for developers to buy a building and immediately expand it.**

## **Affordable Housing**

As a City, SF struggles with providing enough housing to those who would like to live and work in the area - ultimately, most housing is too expensive for a majority of individuals, including City workers, necessitating long commutes into SF for work. Of course, the prohibitive price of housing is at least somewhat correlated with high rates of homelessness. This ties into both restrictive zoning (outlined above) and the failure of Prop D and Prop E (outlined below)

## **Prop D and Prop E**

- [https://www.sfexaminer.com/news/affordable-housing-props-d-and-prop-e-fail-to-pass-in-sf/article\\_676e8162-660f-11ed-92e7-935cf5836ac0.html](https://www.sfexaminer.com/news/affordable-housing-props-d-and-prop-e-fail-to-pass-in-sf/article_676e8162-660f-11ed-92e7-935cf5836ac0.html)
- [https://ballotpedia.org/San\\_Francisco,\\_California,\\_Proposition\\_D,\\_Remove\\_Board\\_of\\_Supervisors%27\\_Approval\\_Requirement\\_for\\_Affordable\\_Housing\\_Projects\\_Using\\_City\\_Property\\_or\\_Financing\\_and\\_Expedite\\_Approval\\_Process\\_for\\_Certain\\_Affordable\\_Housing\\_Projects\\_Initiative\\_\(November\\_2022\)](https://ballotpedia.org/San_Francisco,_California,_Proposition_D,_Remove_Board_of_Supervisors%27_Approval_Requirement_for_Affordable_Housing_Projects_Using_City_Property_or_Financing_and_Expedite_Approval_Process_for_Certain_Affordable_Housing_Projects_Initiative_(November_2022))
- In November, SF voters were faced with Proposition D and Proposition E, two competing but similar initiatives aimed at supporting the development of affordable housing
- Prop D - *Shall the City amend the Charter to **streamline approval of affordable housing** that provides (1) housing for households with **income up to 140%** of area median income (AMI) but where the **average household income is no more than 120% of AMI**, (2) additional **affordable housing units equal to 15%** of the required number of affordable on-site units, or (3) **housing for households that include at least one School District or City College employee**, with certain household income*



restrictions; **and to no longer require Board of Supervisors' approval** for those types of projects if they use City property or financing?

- **Prop E - Shall the City amend the Charter to streamline approval of affordable housing** that provides (1) housing for households with **income up to 120% of area median income (AMI)** but where the **average household income is no more than 80% of AMI**, (2) **additional affordable housing units equal to 8% of the total number of units in the entire project**, or (3) **housing for households that include at least one School District or City College employee**, with certain household income restrictions; **and to continue requiring Board of Supervisors' approval** for those types of projects if they use City property or financing?
- The main difference between Prop D and E was that Prop D removed BOS supervision of projects, meaning that affordable housing projects could be carried out much more expediently.
- Supporters of Prop D - **San Francisco League of Conservation Voters**: "By streamlining the construction of affordable homes in San Francisco, near transit and jobs, **Prop D will reduce pollution from vehicles. This will clean our air, reduce congestion, and lower climate pollution.** Affordable homes in San Francisco also use much less water than in the suburbs, which will help our region meet our drinking water needs as droughts worsen. More affordable housing in San Francisco will also **help preserve farms and open space from being paved over by suburban sprawl.** In fact, recent studies have shown that building more affordable housing is one of the most effective things a city like ours can do to reduce climate pollution and water use."
- **Mission Housing Development Corporation**: "Right now, it takes four to seven years (yes, years) to get any housing project approved in the city. Why? Because every proposed development has to go through a lengthy, arduous, and duplicative process, where various departments, commissions, and committees get to review it."
- Opponents of Prop D - **San Francisco Latinx Democratic Club (same group as the freeway issue)**: "Corporate greed and housing speculation has displaced working Latinx families from San Francisco. **Proposition D will continue to price out working families and communities of color instead of building affordable housing the communities need.** Vote NO on Proposition D to prevent further displacement and gentrification."
- **Race & Equity in All Planning Coalition, San Francisco Building Trades, San Francisco Labor Council, and United Educators of San Francisco**: "Prop D redefines "affordable" as housing that costs MORE than market rate. Over the past eight years, San Francisco has built more than its housing development goals. **Yet, housing prices keep skyrocketing because nearly all of this new housing is market rate.**"
- Ultimately, both Prop D and Prop E failed at the ballot box. Prop D in particular was extremely close to passing, but failed with 49 percent of the vote.



- *Given that affordable housing is a pressing issue, San Franciscans generally voice support for expanding it, but that recent ballot measures have failed, what is the best approach to ensure that true affordable housing can be built in the city?*
- <https://www.sfchronicle.com/bayarea/article/Which-of-two-dueling-S-F-housing-measures-on-the-17536618.php>
  - “The stakes couldn’t be higher. San Francisco must plan to build 82,000 homes by 2030 or risk the loss of state funding. Meanwhile, this year is on track to be one of the slowest for construction in recent memory.”
- <https://www.sfchronicle.com/opinion/editorials/article/endorsement-prop-d-17478926.php>
  - “San Francisco has some of the most time-consuming, costly and arbitrary permitting processes in the country — [in open violation of California law](#).”
- <https://www.sfpublishpress.org/proposition-d-affordable-housing-initiative-petition/>
  - A November 2021 study found that the [median approval time for housing developments in San Francisco was 27 months](#). While the city is hitting its state-mandated Regional Housing Needs Assessment Goals, it is [underproducing affordable housing](#) and [overproducing market-rate housing](#).

## Housing for Transitional-Aged Youth

“**The Department of Homelessness and Supportive Housing (HSH)** offers Coordinated Entry for Youth at community Access Points. These Access Points provide Problem Solving, assessment, prioritization, and referral to housing and other community services for San Francisco youth experiencing homelessness.”

Might be worth exploring this aspect of the department & asking for how they could best use \$ to help Youth and Transitional-Aged Youth

TAY are young adults, ages 18-24 (and ages 25 to 27, for those currently experiencing homelessness), who are transitioning from public systems, like foster care, and are at risk of not making a successful transition to adulthood.

<https://sf.gov/information/transitional-aged-youth-housing-tay>



## **EXPLORE NAVIGATION CENTERS/PORTALS**

## **HUCKLEBERRY HOUSE**

## **LARKIN SERVICES**

### **Goals / Recommendations**

- Support Resolution 230026 - Planning code, Zoning Map - Family Housing Opportunity Special Use District; Design Controls and Review Procedures - (This will likely have passed before the budget takes effect)
- Increased Funding for DSH Transitional-Aged Youth Housing Program
- Increase # of Shelter Beds
- **Urging for**

How does substance abuse impact these demographics? In a similar way to the broader homeless population, or are there differences?

### **Questions to Ask Housing and Homelessness Department**

1. **As of 2023, how many Youth (under 18) and Transitional-Aged Youth (18-24) are experiencing Homelessness in San Francisco? And how many of those are living in the HSH SRO's and Permanent Supportive Housing?**
2. **As of now, what specific initiatives are HSH most invested in?**
3. **If more resources were available, what initiatives would HSH be interested in establishing or expanding?**
4. **How does HSH address the specific needs of LGBTQ+ youth experiencing homelessness, given that they comprise a disproportionate share of the homeless population?**
5. **How does HSH address the specific needs of BIPOC youth experiencing homelessness, given their disproportionate share of the homeless population?**



6. During the COVID-19 Pandemic, the City prioritized the sheltering of higher-risk individuals experiencing homelessness (typically those over 50, as stated in the 2022 PIT Count under the Subpopulation Data). Which Pandemic-era policies could HSH translate toward assisting Youth/TAY experiencing homelessness?
7. In recent years, the number of individuals in homeless shelters has increased, and the number of unsheltered individuals has decreased. What resources does HSH need for this trend to continue?
  1. [2018 report](#)
  2. [2022 PIT data](#)
  3. [How Houseless Access Services for Housing](#)

7y.

#### Huckleberry Youth Questions -

1. How many Youth are currently staying with Huckleberry Youth?
2. What is the average length of stay, and does the population significantly fluctuate on a month-to-month basis?
3. What factors generally lead to individuals staying with Huckleberry Youth?
4. To what extent is substance use/abuse an issue among those staying with Huckleberry Youth?
5. Do those staying with Huckleberry Youth have adequate access to both health care and mental health resources?
6. Does Huckleberry Youth have any intentions of expanding any of its programs in the future? If so, which programs would be most prioritized, and what resources would be necessary?



On April 8, 2020, at the start of the COVID-19 pandemic, the SFMTA suspended many routes, now most local routes have been restored with the exception of the E Embarcadero, 3 Jackson, 10 Townsend, 28R 19th Avenue Rapid, 47 Van Ness, and various rush hour commuter and express buses. Frequency and Span of service reductions are also in place on almost every line. Most notably almost all lines that previously operated until midnight or 1 am have been reduced to end at 10 pm.

As part of the SFMTA Board-approved Muni 2022 Network project, the SFMTA committed to restoring the 10 Townsend and 28R 19th Avenue in January of 2022, however, these routes remain suspended into 2023. Additionally, despite announcing plans to develop a Service Expansion (110% service) plan with community outreach and engagement in fall 2022, no such outreach has commenced and there is still no plan for restoration of the E Embarcadero, 10 Townsend, and 47 Van Ness.

The SFMTA attributes the delays to an ongoing transit operator shortage and frequently points to a looming fiscal cliff despite receiving over \$1 billion in federal aid during the pandemic.

The 47 Van Ness served 12,000 daily riders, 65% of whom had household incomes less than \$75,000, 1 in 5 riders were young people under the age of 25. It's important to note that the 47 previously served the Van Ness corridor alongside the 49 Van Ness Mission The corridor has seen significant ridership growth and travel time savings since the opening of the Van Ness BRT project and the current 49 service is frequently over capacity, especially directly after school hours resulting in pass ups. The suspension of the 47 combined with the rerouting of the 27 Bryant has limited access to essential services in SoMa as there is no longer any Muni service on Bryant Street from 11th Street to 6th Street, limiting access to grocery stores including Costco and Trader Joes as well as the Hall of Justice and SFMTA towing impound lot.

The 28R 19th Avenue Rapid served 5,700 daily riders, 77% of whom had household incomes less than \$75k. More than 40% of riders were young people under the age of 25. 60% of riders were non-white. The 28R provided a fast, frequent route connecting to many schools including Lick-Wilmerding, San Francisco State University, Lowell, and Lincoln High Schools.

In Resolution NO. 2021-AL-16 "Transit Service Restoration"<sup>59</sup>, the San Francisco Youth Commission called on the SFMTA to commit to restoring 100% of service hours and routes.

---

<sup>59</sup> "Resolution SFMTA Transit Service Restoration." San Francisco Youth Commission, [https://sfgov.org/youthcommission/sites/default/files/2021-AL-16\\_Resolution%20SFMTA%20Transit%20Service%20Restoration.pdf](https://sfgov.org/youthcommission/sites/default/files/2021-AL-16_Resolution%20SFMTA%20Transit%20Service%20Restoration.pdf).



In addition to route suspensions, overcrowded vehicles negatively impact thousands of student Muni riders every day. According to a survey by The Lowell, a student-run newspaper, 82% of students who take the 29 Inbound and 80% of students who take the 29 Outbound had been passed up<sup>60</sup>. According to The Lowell, nearly 4 of 5 students take Muni from school at least 1 day a week and SFUSD data shows that 59% of SFUSD 9th Graders use Muni to get to or from school on a given day.

The SFMTA school tripper program currently consists of 20 special bus trips that run along a regular route but originate as an empty bus at a school along the route to reduce crowding and passups throughout the line. The trips are mandated by the Federal Transportation Administration to be open to the public but the buses primarily serve students from the schools they originate at. These 20 buses currently serve 15 schools due to some school receiving more than 1 school tripper but these distributions aren't exactly fair. According to SFMTA, they prioritize schools that experience high levels of passups and crowding on surrounding routes and schools that are not already on high frequency corridors but this doesn't actually seem to be the case. Balboa High School has an enrolment of 1,260 students and is located near the terminus of some of Muni's most frequent lines including the J, K, M, 8, and 49 as well as the 14, 14R, and 29 and still receives 2 school trippers while Lowell High School, San Francisco's largest public high school, has an enrolment of 2668 students and the only lines serving the school with a frequency less than 20 minutes are the 29 Sunset and M Ocean View (0.5 miles away) but does not receive any school trippers.

According to SFMTA Director of Transit, Julie Kirshbaum, "What is useful about the school trip being such a narrow window is we can add a lot of service without a lot of expense,"<sup>61</sup> however despite requests from Lowell administration and students dating back to at least 2017<sup>62</sup>, Lowell is still yet to receive a school tripper.

---

<sup>60</sup> "Why Muni should give Lowell a special bus to curb overcrowding." The Lowell, <https://thelowell.org/98/multimedia/videos/watch-why-muni-should-give-lowell-a-special-bus-to-curb-overcrowding/>.

<sup>61</sup> "Lowell Students Call for Increased Bus Service to Sunset District High School." San Francisco Examiner, [https://www.sfoxaminer.com/news/the-city/lowell-students-call-for-increased-bus-service-to-sunset-district-high-school/article\\_b22bf49a-d4ec-58c6-bbba-0d1513aa9201.html](https://www.sfoxaminer.com/news/the-city/lowell-students-call-for-increased-bus-service-to-sunset-district-high-school/article_b22bf49a-d4ec-58c6-bbba-0d1513aa9201.html).

<sup>62</sup> "Why Muni should give Lowell a special bus to curb overcrowding." The Lowell, <https://thelowell.org/98/multimedia/videos/watch-why-muni-should-give-lowell-a-special-bus-to-curb-overcrowding/>.



The example of Lowell only serves as one of the more well-documented problems with the school tripper program and Muni service to schools in general. It is clear that

#### Recommendations:

The city should provide funding to support 100% Muni service restoration and the SFMTA should prioritize the restoration of all routes including the 28R, and 47. The SFMTA should also re-extend the span of service from 10 pm to at least midnight on routes that previously operated until or after midnight.

The city should provide additional funding for Muni service operations including potential recruitment and retention bonuses and wage increases for operations critical employees that will support the SFMTA in restoring transit service.

The SFMTA should expand the school tripper program with clear metrics such as student body size, proximity to existing high frequency and high capacity transit service, and route overcrowding and pass-ups.





## Background:

California ranked 9th for the most pedestrian deaths in the United States.<sup>63</sup> Additionally, San Francisco was ranked as the county with the 6th most dangerous traffic around schools in the country, according to an analysis by Zendrive.<sup>64</sup> Drop-offs and pickups at schools add up to 80,000 miles of driving per day on our streets.<sup>65</sup> About 84 percent of the SFMTA's 2015/2016 traffic calming applications and community requests are located within a quarter mile of a school.<sup>66</sup> This large amount of traffic around schools increases safety threats for kids and families.<sup>67</sup> 42% of San Francisco elementary school students live within walking distance of school, yet only 26% of students walk, portraying the walkability of our city's streets.<sup>68</sup> California as a state, and San Francisco are both incredibly dangerous for pedestrians.

In 2014, San Francisco adopted a Vision Zero policy that committed the city to eliminate all traffic deaths on city streets by 2024 through engineering safer streets, implementing education about traffic safety, enforcing traffic laws, and advocating for legalization of new tools including automated speed enforcement.

The Youth Commission supported the Vision Zero campaign in 2014 in MOTION NO. 1415-AL-01 where we also stated that we wanted to become a part of the Vision Zero Coalition, in order to offer a youth voice in our motion. After Mayor Ed Lee made the Vision Zero pledge in 2015, the San Francisco Vision Zero task force met quarterly. However, the task force started meeting infrequently after Lee's death in 2018.

Four years later, there was still little progress on Vision Zero. In 2018, the Youth Commission motioned to support BOS File No. 180401 – Hearing on Senior Pedestrian Injuries and Fatalities, and Targeted Implementation of Vision Zero Improvements with the recommendation that youth be included in the implementation of Vision Zero improvements.<sup>69</sup>

In 2022, the task force only met once in March. Whereas, the New York Vision Zero Task Force has met every two weeks since 2014. The lack of progress on Vision Zero is evident, as traffic deaths have risen almost every year since 2018, and San Francisco ended 2022 with 32 deaths, tying with the decade high in 2016.<sup>70</sup> In February 2022, the Youth Commission passed RESOLUTION NO. [---] where we outlined the following issues.

In our 2022 resolution, the Youth Commission found that speed is the largest contributing factor to traffic fatalities, and even minor reductions in speed can significantly improve outcomes.<sup>71</sup> According to the New

---

<sup>63</sup> Peters, LaMonica. "California Ranks 9th for Pedestrian Deaths in the US." KTVU FOX 2, July 13, 2022. Accessed January 26, 2023. <https://www.ktvu.com/news/california-ranks-9th-for-pedestrian-deaths-in-the-us>.

<sup>64</sup> Walk SF. (2021, July 8). Safe Routes to School. Walk San Francisco. Retrieved January 23, 2023, from <https://walksf.org/our-work/safe-routes-for-all/safe-routes-to-schools/>.

<sup>65</sup> SFCTA. "Child Transportation Study." Accessed January 26, 2023. <https://www.sfcta.org/projects/child-transportation-study>.

<sup>66</sup> SFMTA School Safety Programs. (2021, October 28). SFMTA. Retrieved January 23, 2023, from <https://www.sfmta.com/sfmta-school-safety-programs>.

<sup>67</sup> Walk SF, 2021.

<sup>68</sup> Walk SF, 2021.

<sup>69</sup> "YOUTH COMMISSION MEMORANDUM." SF GOV, May 2018. Accessed January 26, 2023. [https://sfgov.org/youthcommission/sites/default/files/1718-RBM-09\\_0.pdf](https://sfgov.org/youthcommission/sites/default/files/1718-RBM-09_0.pdf).

<sup>70</sup> Cano, R. (2022, December 24). S.F. and New York each pledged to end traffic deaths. Why is N.Y. making more progress? San Francisco Chronicle. Retrieved January 23, 2023, from <https://www.sfchronicle.com/sf/article/traffic-death-new-york-17670657.php>.

<sup>71</sup> Swan, R. (2019, May 20). Traffic fatalities soaring despite effort to make city streets safer. San Francisco Chronicle. Retrieved January 23, 2023, from <https://www.sfchronicle.com/bayarea/article/SF-sets-sights-on-no-street-fatalities-but-13857436.php>.



York City Department of Transportation's Automated Speed Enforcement Program Report, "a pedestrian who is struck by a vehicle traveling at 30 MPH is twice as likely to be killed as a pedestrian struck by a vehicle traveling at 25 MPH."<sup>72</sup> The San Francisco Municipal Transportation Agency (SFMTA) stated that "Between 2005-2014, 31% of all traffic fatalities nation-wide cited speed as a factor."<sup>73</sup>

The Youth Commission believes that automated speed enforcement is an effective measure to reduce speeding-related crashes, fatalities, and injuries. However, only 14 states use ASE due to laws prohibiting or restricting them.<sup>74</sup> In 2017, Assemblymember David Chiu collaborated with the late Mayor Ed Lee and San Jose Mayor Sam Liccardo on Assembly Bill 342 which would install automated speed enforcement throughout San Francisco and San Jose as a five-year pilot program. However it died in committee.<sup>75</sup> Jurisdictions that have implemented automated speed enforcement programs have seen reductions in crashes, fatalities, and speeding. For example, in zones where cameras were installed in New York City, total crashes declined by 15%, total injuries by 17%, fatalities by 55%, and speeding by 70%.<sup>76</sup> In a 2013 survey of over 3,700 San Franciscans, respondents ranked automated enforcement as 1 of the top 3 priorities that the City should implement in order to improve pedestrian safety in San Francisco.<sup>77</sup>

The Youth Commission found that the SFMTA too often waters down its quick-build, safety, and traffic calming projects. They modify and delete elements from their safety projects, and one example is the 8th Avenue Neighborway Proposal.<sup>78</sup> The SFMTA launched the Vision Zero Quick-Build program to deliver fast, affordable, and adjustable street modifications such as daylighting, protected bike lanes, parking and loading changes, and painted pedestrian safety zones on the High-Injury network, the 13% of city streets that account for 75% of severe traffic injuries and deaths. However, since 2020, there have only been 29 completed Quick-Build projects, according to the City's latest Quick-Build project list.<sup>79</sup>

The Youth Commission would also like to see the SFMTA make progress on Valencia Street and San Jose Avenue, two heavily utilized and dangerous corridors. Valencia Street is one of San Francisco's most used biking corridors, according to the SFCTA.<sup>80</sup> It is also a part of the High Injury Network. It has been plagued by drivers parking in the currently unprotected bike lanes and injured cyclists for years.<sup>81</sup>

---

<sup>72</sup> New York City DOT. (2017, June). AUTOMATED SPEED ENFORCEMENT PROGRAM REPORT 2014-2016. NYC.GOV. Retrieved January 23, 2023, from <https://www.nyc.gov/html/dot/downloads/pdf/speed-camera-report-june2017.pdf>.

<sup>73</sup> Speed Safety Cameras. (2022, July 5). SFMTA. Retrieved January 23, 2023, from <https://www.sfmta.com/projects/speed-safety-cameras>.

<sup>74</sup> "National Transportation Safety Board Safety Study." *National Transportation Safety Board*, July 2015. Accessed January 26, 2023. <https://www.nts.gov/news/events/Documents/2017-DCA15SS002-BMG-Abstract.pdf>.

<sup>75</sup> Swan, R. (2019b, May 20). Traffic fatalities soaring despite effort to make city streets safer. San Francisco Chronicle. Retrieved January 23, 2023, from <https://www.sfchronicle.com/bayarea/article/SF-sets-sights-on-no-street-fatalities-but-13857436.php>.

<sup>76</sup> Speed Safety Cameras, 2022b.

<sup>77</sup> Vision Zero Coalition. (2015, February). WHERE SAN FRANCISCO STANDS IN ACHIEVING VISION ZERO | YEAR ONE PROGRESS REPORT. sfbike.org. Retrieved January 23, 2023, from <http://sfbike.org/wp-content/uploads/2015/02/Vision-Zero-Report-2014-web.pdf?org=451&lvl=100&ite=7046&lea=3362887&ctr=0&par=1>.

<sup>78</sup> SFMTA. (2017, October 18). SFMTA PROJECT TIMELINE. sfmta.com. Retrieved January 23, 2023, from [https://www.sfmta.com/sites/default/files/reports-and-documents/2017/10/october\\_8th\\_ave\\_boards\\_101817\\_final\\_compressed.pdf](https://www.sfmta.com/sites/default/files/reports-and-documents/2017/10/october_8th_ave_boards_101817_final_compressed.pdf).

<sup>79</sup> SFMTA. (2022, December). Vision Zero Quick-Build Project Updates. Retrieved January 23, 2023, from [https://www.sfmta.com/sites/default/files/reports-and-documents/2023/01/2022-12\\_qb\\_project\\_updates\\_20230105.pdf](https://www.sfmta.com/sites/default/files/reports-and-documents/2023/01/2022-12_qb_project_updates_20230105.pdf).

<sup>80</sup> Valencia Bikeway Improvements. (n.d.). SFCTA. Retrieved January 23, 2023, from <https://www.sfcta.org/projects/valencia-bikeway-improvements>.

<sup>81</sup> Swan, R. (2019a, March 7). Breed targets bureaucracy in effort to improve SF pedestrian safety. San Francisco Chronicle. Retrieved January 23, 2023, from <https://www.sfchronicle.com/bayarea/article/Breed-targets-bureaucracy-in-effort-to-improve-SF-13668483.php>.



Mayor London Breed called on the SFMTA to build a protected bike lane on Valencia Street within four months from September 2018.<sup>82</sup> However, despite political calls to action, the SFMTA still has not yet delivered protected bike lanes on Valencia Street. San Jose Avenue, also a part of the City's High Injury Network, is "dense with kids and families".<sup>83</sup> In a 2007 document titled *San Jose Avenue Traffic Calming*, staff from the San Francisco Planning Department wrote that "vehicles continuing from the San Jose expressway enter the neighborhood at speeds often in excess of 50 mph."<sup>84</sup> The document called for "interventions including bulb-outs, larger Muni islands, rumble strips, and planted medians to slow cars down and highlight crosswalks. The SFMTA still not has addressed the concerns of citizens, even after 60 people and local businesses brought their concerns to the SFMTA Citizens Advisory Council, prompting the council to pass a resolution acknowledging the unsafe conditions on San Jose that impact access to the many nearby schools, parks, local businesses, and transit stops in fall of 2022.

The Youth Commission found that the SFMTA Residential Traffic Calming Program has a very complex application process. The program has specific windows to apply and applications that require gathering signatures of at least 20 neighbors and a neighborhood vote if the street is found to be eligible for traffic calming. This extensive process to apply for traffic calming creates barriers for working class people who lack time or resources to navigate the process.<sup>85</sup>

The Youth Commission researched Vision Zero's "Focus on the Five" (FOTF), which is the prioritization of enforcement on dangerous driving behaviors in each police district. The FOTF driving citations include: 1) Speeding, 2) Running stop signs, 3) Running red lights, 4) Violating pedestrian right-of-way, and 5) Failing to yield while turning.<sup>86</sup> As part of its Vision Zero commitment, the San Francisco Police Department (SFPD) made a commitment in 2014 to increase the percentage of "Focus on the Five" to 50% of all traffic citations.<sup>87</sup> However, the Youth Commission looked into performance data published on a monthly basis by the Controller's Office, and found that while a few individual police districts have had success in attaining this goal, other districts and the SFPD as a whole have struggled to meet it.<sup>88</sup> Analysis of SFPD citation data from January 2018 to May 2022 shows that FOTF citations have averaged around 35% of all citations written YOY, and the FOTF citations that are written on the HIN are a tiny fraction of all citations written citywide.<sup>89</sup> According to data from the City and County of San Francisco's City Performance Scorecards, SFPD does not focus on FOTF in Northern, Ingleside, Central, and Bayview districts as the percent of total traffic citations for FOTF is below 50%, despite these districts having substantive data demonstrating high numbers of drivers who violate the top 5 traffic violations that cause accidents and risk public safety.<sup>90</sup>

---

<sup>82</sup> MAYOR LONDON BREED ANNOUNCES NEW MEASURES TO IMPROVE PEDESTRIAN AND BICYCLIST SAFETY | Office of the Mayor. (2018, September 26). [sfmayor.org](https://sfmayor.org/article/mayor-london-breed-announces-new-measures-improve-pedestrian-and-bicyclist-safety). Retrieved January 23, 2023, from <https://sfmayor.org/article/mayor-london-breed-announces-new-measures-improve-pedestrian-and-bicyclist-safety>.

<sup>83</sup> Walk SF, 2021.

<sup>84</sup> Coale, 2023b.

<sup>85</sup> Residential Traffic Calming Program. (2022, November 29). SFMTA. Retrieved January 23, 2023, from <https://www.sfmta.com/getting-around/walk/residential-traffic-calming-program>.

<sup>86</sup> San Francisco Police Traffic Enforcement. (n.d.). Retrieved January 23, 2023, from <https://transpomaps.org/san-francisco/ca/sfpd-traffic-enforcement/analysis>.

<sup>87</sup> Percentage of Citations for Top Five Causes of Collisions | City Performance Scorecards. (n.d.). [sfgov.org](https://sfgov.org/scorecards/transportation/percentage-citations-top-five-causes-collisions). Retrieved January 23, 2023, from <https://sfgov.org/scorecards/transportation/percentage-citations-top-five-causes-collisions>.

<sup>88</sup> Lapka et al., 2017.

<sup>89</sup> San Francisco Police Traffic Enforcement, n.d.

<sup>90</sup> Percentage of Citations for Top Five Causes of Collisions | City Performance Scorecards, n.d.



## Recommendations:

1. The 2022-2023 Youth Commission urges the Mayor and the Board of Supervisors to urge the San Francisco Municipal Transportation Agency (SFMTA) and other participating agencies to reconvene the Vision Zero Task Force, hold regular meetings, and include a seat for a youth aged 12-23.
2. The 2022-2023 Youth Commission urges the Mayor and the Board of Supervisors to urge state policymakers to reintroduce a state bill for a pilot program to allow for speed cameras in San Francisco
3. The 2022-2023 Youth Commission urges the Mayor and the Board of Supervisors to apply pressure on the San Francisco Municipal Transportation Agency (SFMTA) to expedite its quick-build projects for major street redesign, including implementing car-free zones, building extensive protected bike lane networks and creating transit only lane networks, regardless of the necessary tradeoffs, such as removing extensive parking removal and repurposing vehicle travel lanes.
4. The 2022-2023 Youth Commission urges the Mayor and the Board of Supervisors to urge the San Francisco Municipal Transportation Agency (SFMTA) to especially prioritize traffic calming, safety initiatives, and slow streets in areas near schools.
5. The 2022-2023 Youth Commission urges the Mayor and Board of Supervisors to provide funding for the San Francisco Municipal Transportation Agency (SFMTA) to implement and follow through on Vision Zero initiatives.
6. The 2022-2023 Youth Commission urges the Mayor and Board of Supervisors to urge the San Francisco Police Department to broaden the spatial scope of its enforcement activities which is supported by a wide body of research in the field of traffic policing and crash prevention; and be it
7. The 2022-2023 Youth Commission urges the Mayor and Board of Supervisors to urge the San Francisco Police Department to modify its Focus on the Five strategy so that it is better suited to the unique environment of each police district and allows for an appropriately varied response to the problem of traffic collisions; and be it
8. The 2022-2023 Youth Commission of the City and County of San Francisco urges the Mayor and Board of Supervisors to urge the San Francisco Police Department to prioritize citing "Focus on the Five" violations on the High Injury Network.



## **BPP 2: Expand Youth Centered Recreational Spaces**

### **Library Teen Centers (The Mix)**

<https://themixatsfpl.org/more-about-the-mix#:~:text=The%20Mix%20at%20SFPL%20is,Library's%20traditional%20books%20and%20materials.>

The Mix at SFPL is an innovative, teen-designed, 21st century Connected Learning space that provides 4,770-square feet of space and equipment for youth ages 13-18 to explore, create and develop digital media and computer skills as well as discover and engage with the Library's traditional books and materials. Outfitted with state-of-the-art digital media, video/sound recording, computer and creative maker equipment, teens can expand their imaginations as well as their technology and literacy skills and engage in individual and team projects that promote critical thinking, inventiveness and skill building.

Initiated with a planning grant from the Institute of Museum and Library Services and the MacArthur Foundation, with additional financial support provided by Friends of the San Francisco Public Library, The Mix is a collaboration with the Bay Area Video Coalition (BAVC), California Academy of Sciences, and KQED.

The Mix at SFPL is part of the YOUmedia Network, a national collaboration of informal learning spaces for youth that share the following hallmarks:

- Provide a balance of opportunities for hanging out, messing around, and geeking out (HOMAGO);
- Provide multiple ways for a diversity of youth to engage within the program space;
- Prioritize a culture of equity, inclusion, and youth leadership;
- Give access to tools, technology, and people who support learning, self-expression, creativity, critical thinking, and innovation;
- Employ mentors who are dedicated to the YOUmedia approach;
- Design clear pathways and opportunities that enable youth to apply skills in meaningful ways.
- All activities and services at The Mix are free.



### Currently runs from:

- SUN:12:00 pm-6:00 pm
- MON:1:00 pm-6:00 pm
- TUE:1:00 pm-8:00 pm
- WED:1:00 pm-8:00 pm
- THU:1:00 pm-8:00 pm
- FRI:1:00 pm-6:00 pm
- SAT:12:00 pm-6:00 pm

### Current uses:

This youth centered space cultivates a number of skills rather than being a source of knowledge through books. There are resources to learn how to sew, ESL, radio recording, youth writing, and more. They encourage pursuing skills and creating spaces for community building to create a cultivating space for youth/ TAY in SF.

<https://themixatsfpl.org/events>

### Asks:

- More working hours/ longer hours of service
  - Enables for more youth spaces and more youth collaboration
  - All hours are currently only available after either 1 or 12 pm, restricting accessibility for all youth
    - Some youth can only access these types of resources such as teen spaces in the morning due to external issues
      - Making more hours creates more accessibility and a larger youth participation within the community.

### Parks and Access to parks





## JFK Resolution urging the San Francisco Board of Supervisors to sup...

The 2020-2021 San Francisco Youth Commission passed Resolution No. 2021-AL-12, “John F. Kennedy Drive and Great Highway - Permanent Closures to Cars,” advocating for an equitable plan to support the long-term closure of John F. Kennedy Drive and the Great Highway to cars making John F. Kennedy Drive permanently car-free. This is a major step toward increasing pedestrian and cyclist safety in San Francisco, especially as John F. Kennedy Drive is on the City’s High Injury Network map as well as a step towards making John F. Kennedy Drive permanently car-free gives recreational opportunities to everyone, including youth, and there have been 36% more daily park trips of walking, biking, rolling, and strolling on John F. Kennedy Drive since before the closure.

That the San Francisco Youth Commission urges the City and County of San Francisco Board of Supervisors to support the permanent closure of John F. Kennedy Drive to private vehicles and support the Recreation and Park Department and San Francisco Municipal Transportation Agency’s Golden Gate Park Access and Safety Program Proposal

### Equitable access to open spaces

According to the American Public Health Association, “Access to nature has been related to lower levels of mortality and illness, higher levels of outdoor physical activity, restoration from stress, a greater sense of well-being, and greater social capital”

according to a report by the Center for American Progress, “Students who spend more time outdoors, including students from low-income backgrounds, tend to perform better on standardized tests, demonstrate more enthusiasm toward school, and have fewer attendance problems. According to one study, simply having more tree cover in a neighborhood could account for as much as 13 percent of variance in student outcomes; the study found the positive effect to be strongest in schools that faced the most external socioeconomic challenges.” but the study also noted “People of color, families with children, and low-income communities are most likely to be deprived of the benefits that nature provides.



That the 2022-2023 Youth Commission of the City and County of San Francisco urges the Mayor and Board of Supervisors to support and allocate funding for San Francisco Recreation and Parks Department to provide bus transportation and fund efforts of the San Francisco Recreation and Parks Department to improve as well as to promote the use of both large parks such as John McLaren Park and local parks and playgrounds, especially those in equity priority communities.

### Skate parks

- a. Park Equity (attention/resources for parks in NE/SE SF)
- b. Public restrooms

## BPP [Final–Susceptible To Change]

### Background

Add skateparks as an example of youth centered spaces.

According to the American Public Health Association, “Access to nature has been related to lower levels of mortality and illness, higher levels of outdoor physical activity, restoration from stress, a greater sense of well-being, and greater social capital” and according to a report by the Center for American Progress, “Students who spend more time outdoors, including students from low-income backgrounds, tend to perform better on standardized tests, demonstrate more enthusiasm toward school, and have fewer attendance problems. According to one study, simply having more tree cover in a neighborhood could account for as much as 13 percent of variance in student outcomes; the study found the positive effect to be strongest in schools that faced the most external socioeconomic challenges.” but the study also noted “People of color, families with children, and low-income communities are most likely to be deprived of the benefits that nature provides.” This data has been proven true in the past few years.





The San Francisco Recreation and Park Department's Mission is to "provide enriching recreational activities, maintain beautiful parks and preserve the environment for the well-being of our diverse community." In past years, the Youth Commission has advocated for an increase in open and recreational spaces; however, the needs of youth in regards to youth centered spaces have not been centered and allocated proper funding to dedicate to the development and growth of youth in San Francisco.

In recent years, the Youth Commission has supported the funding of San Francisco Recreation and Parks Department to provide bus transportation and fund efforts of the San Francisco Recreation and Parks Department to improve and promote the use of both large parks such as John McLaren Park and local parks and playgrounds, especially those in equity priority communities.

The Youth Commission passed RESOLUTION NO. 2021-AL-14 urging officials to maintain and expand San Francisco's Slow Streets program near [schools](#) because it would help alleviate traffic dangers near schools in 2021.

In addition, there are multiple youth centered spaces in libraries such as The Mix. The Mix, historically, has provided youth with a balance of opportunities for hanging out, messing around, and geeking out as well as providing multiple ways for diversity of youth to engage within the program space. The Mix also prioritizes a culture of equity, inclusion and youth leadership in addition to giving access to tools, technology, and people who support learning, self-expression, creativity, critical thinking and innovation. The organization also provides youth with mentors who are dedicated to helping the youth community grow and learn as well as designs clear pathways and opportunities that enable youth to apply skills in meaningful ways. Lastly, all services provided by The Mix are free and accessible to all youth of all demographics. Spaces, such as The Mix, are important to youth development and community building within SF.

Ensuring that all youth in San Francisco are receiving the full benefits of our public parks and open spaces, including access to resources and youth centered spaces is of importance to the Youth Commission.



## Recommendations

- The allocation of funding to expand hours of current spaces and to create more youth centered spaces, such as The Mix, in order to create more opportunities for youth to connect and further their skills and hobbies.
- Prioritization of creating more safe and accessible open and green spaces for youth, due to the benefits of open spaces and green spaces on youth development academically and socially.
- Increasing the age limit to accommodate college students and university students to

Links used:

<https://themixatsfpl.org/events>

<https://www.apha.org/policies-and-advocacy/public-health-policy-statements/policy-database/2014/07/08/09/18/improving-health-and-wellness-through-access-to-nature>

<https://www.americanprogress.org/article/the-nature-gap/>



## **Transformative Justice Committee**

### **Budget & Policy Priority**

---

1. **Closing Juvenile Hall (Yoselin & Emily Collab)**
2. **Narcan Program (Yoselin)**
3. **Bayview Hunters Point Toxic Soil Contamination (Raven)**
4. **School Safety → Gun Regulations (Tyrone)**
5. **Support for Immigrants (Gabbie)**
6. **[Central Freeway \(Emily & Yoselin Collab\)](#)**



## **URGING ON THE COMPLETE CLOSURE OF JUVENILE HALL AND THE CONTINUED DEVELOPMENT OF ALTERNATIVES TO INCARCERATION FOR YOUTH AND TRANSITIONAL-AGED YOUTH**

*The San Francisco Youth Commission supports the complete closure of San Francisco's Juvenile Hall, and rehabilitative alternatives to youth and transitional-aged youth incarceration.*

### **BACKGROUND**

The 2018-2019 Youth Commission's 2019-2020 & 2020-2021 Budget and Policy Priority Proposals advocated for the closure of Juvenile Hall and the expansion of wrap-around services that provide opportunities for rehabilitative and restorative justice. The 2022-2023 Youth Commissions' 2023-2024 & 2024-2025 Budget and Policy Priority Proposals will continue to advocate for the complete closure of Juvenile Hall and more rehabilitative alternatives to youth and transitional-aged youth incarceration.

### **History**

On April 9, 2019, Supervisor Shamann Walton, Supervisor Hillary Ronen, and Supervisor Matt Haney introduced BOS File No. 190392 [Administrative Code - Juvenile Hall Closure] an ordinance amending the Administrative Code to require San Francisco to close Juvenile Hall by December 31, 2021, expand community-based alternatives to detention, and provide a rehabilitative, non-institutional place of detention, among other recommendations to support community-based alternatives to detention. Additional Supervisors, such as Supervisors Gordon Mar, Aaron Peskin, and Sandra Lee Fewer, quickly signed on, bringing the total number of supporters to a majority. After the Young Women Freedom Center organized a rally on City Hall





steps, Supervisors Ahsha Safai and Vallie Brown added their names to their colleagues, guaranteeing that the vote would be immune to a veto.<sup>91</sup>

On May 6, 2019, BOS File No. 190392 [Administrative Code - Juvenile Hall Closure], was referred to the Youth Commission. Legislative aide to Supervisor Walton, Tracy Brown presented to the Youth Commission. The Transformative Justice committee commented on the legislation with a letter of support stating that the Youth Commission believes that incarceration leaves youth traumatized, disconnected, and disempowered. Additionally, the legislation ordered that instead of the juvenile hall, San Francisco would develop an expanded array of alternatives to incarceration for young people. In addition to expanding community-based alternatives to detention, the City would provide a rehabilitative, non-institutional place of detention, establish a working group for the closure plan, and establish a Youth Justice Reinvestment Fund. The Youth Commission was in unanimous support of the legislation.<sup>92</sup>

On June 4, 2019, the Board of Supervisors voted 10-1 on BOS File No. 190392, marking a radical shift in how San Francisco would now handle criminal justice for young people.



On November 2021, the San Francisco Close Juvenile Hall Work Group (which had its first meeting on December 18, 2019) provided an 88-page document with 39 proposed recommendations to the Board of Supervisors.<sup>93</sup> 32 of the recommendations were about the general atmosphere of Juvenile Hall such as programs and activities, and the remaining 7 recommendations were about the space of Juvenile Hall. The making of the proposed recommendations included the following participants: 14 workgroup members, 17 government agencies, and 7 subcommittees with over 10 members each. On December 31, 2021, after releasing the report, the San Francisco Close Juvenile Hall Work Group disbanded.

## RECENT UPDATES

### Youth Commission Involvement

---

<sup>91</sup> City and County of San Francisco Youth Commission. (2019). SF Youth Commission BPPs 19-20, 20-21 FINAL.pdf. SF.GOV. Retrieved January 26, 2023, from <https://sfgov.org/youthcommission/sites/default/files/SF+Youth+Commission+BPPs+19-20.+20-21+FINAL.pdf>

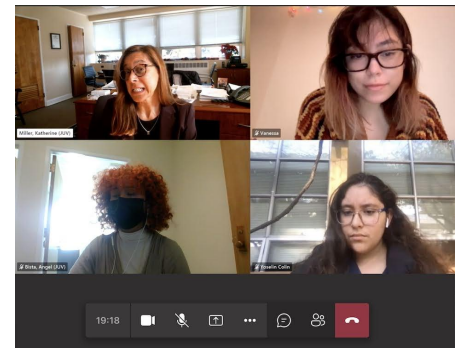
<sup>92</sup> City and County of San Francisco Youth Commission, 2019

<sup>93</sup> San Francisco Close Juvenile Hall Work Group. (221 C.E., November). SF.GOV. Retrieved January 26, 2023, from [https://sfgov.org/juvprobation/sites/default/files/CJHWG\\_FINAL\\_Report+to+the+Board+of+Supervisors\\_11.29.21\\_0.pdf](https://sfgov.org/juvprobation/sites/default/files/CJHWG_FINAL_Report+to+the+Board+of+Supervisors_11.29.21_0.pdf)



As of today, January 22, 2023, over three years since the BOS voted on closing Juvenile Hall, San Francisco's Juvenile Hall remains open. As perfectly stated by San Francisco Chronicle, "City Hall red tape has delayed this effort well past its deadline" and today, "Juvenile Hall is still open well past its targeted closure date" with "a mere 14 kids at a facility designed to house 150 youths" and with "the city paying a staggering \$1.1 million per kid each year to house them."<sup>94</sup> Additionally, as Supervisor Shamann Walton told the Chronicle, "We are still committed to closing Juvenile Hall...But there are some real obstacles."<sup>95</sup> While some of the obstacles seem reasonable, such as the City not being able to close the facility with no follow-up plan as there has to be one sort of alternative finalized in terms of what to do with juvenile offenders, others are not, like the fact that there have been delays in creating alternative support programs for rehabilitation, and most importantly, identifying an alternative site.

Due to the confusion regarding the closure of Juvenile Hall, on December 14, 2022, Youth Commissioners met with Juvenile Justice Center (JJC) Chief Katherine W. Miller to discuss updates on Juvenile Hall and learn about why it had yet to be closed. Chief Miller gave a brief to the Youth Commissioners on the current situation with the JJC. Youth Commissioners learned that the Board of Supervisors never formally approved any of the proposals recommended by the workgroups, meaning they never held a vote to approve each recommendation. Therefore, Juvenile Hall never had a formal obligation to carry out any of the proposals. Additionally, Youth Commissioners learned that during the creation of the proposals, it seems that no one checked the legality of each proposal and whether the Board of Supervisors or the Mayor had the jurisdiction/power to approve and uphold these proposals. Several of the proposals require the State to sign off on the approval or require the approval of other city agencies such as probation officers, courts, police officers, and public health employees. Chief Miller stated that "most of the power is on the Courts because it is a state agency, not a county agency, therefore, the Board of Supervisors nor the Mayor can tell them what to do or change." In order to move forward and for the proposals to come to fruition, the BOS and working groups must figure out every single decision-maker needed to approve each of the proposals, and sit down with them to come to a mutual conclusion.



<sup>94</sup> Cabanatuan, M. (2022, May 21). San Francisco's juvenile hall was scheduled to close last year. So why are kids still locked up there? San Francisco Chronicle. Retrieved January 26, 2023, from <https://www.sfchronicle.com/sf/article/San-Francisco-juvenile-hall-17182867.php>

<sup>95</sup> Cabanatuan, 2022



Furthermore, Commissioners learned about the two hearings the Board of Supervisors held in February and May 2022. The February hearing listed all the proposals created and the public agencies that would have a responsibility to approve and ensure the proposals were met. The May hearing viewed the 32 recommendations again and discussed the possibility of working with the Court, and District Attorney's office on reducing the use of warrants.

Commissioners also learned about the current state of the Hall. Chief Miller described the Hall as a "jail", and her ideal goal for the transformation of the Hall is to "create a place grounded in wellness, transformation, and connection to the community with small amounts of people." However, for the new Hall to be created, JJC needs approval by the State and local presiding judge to build a new building that is up to code and meets the requirements for a facility housing criminal youth. The JJC also needs the approval of a new site to create this rehabilitative building. Chief Miller suggested that a new smaller 30-bed facility be built on the current property, a 80% cut on the current size of the Center. However, "in the late 1990s the need to replace the old juvenile hall was debated, and 30-beds verses the winner, a 150-bed facility, broke ground in 2003 and opened \$45 million later in 2007."<sup>96</sup>

Chief Miller and her staff are making progress in creating small changes in Hall that makes the detained youth more comfortable, even if they cannot make substantial physical changes as she does not know "what will happen to the Hall in a few months... a year...". The smaller changes made to the Hall include, but are not limited to, new and improved mattresses, an outdoor kitchen so that the youth can have meals together, new sports/fitness equipment, asking the youth what type of clothes they want to wear, what colored walls they want in their room, and if they want rugs/desks/etc, and brought in almost a dozen community programming. The JJC has also hired an architect, has been working with community members, and the youth inside to design a new Center that meets the requirements set by the State and follows the JJC vision for what they want the Center to represent; however, no physical progress or decisions have been possible without the permission of the Courts and State.

### **San Francisco Juvenile Probation Department Monthly Statistics Through August 2022**

There has been a drastic drop in juvenile crime in San Francisco in the past few years. Data from the San Francisco Juvenile Probation Department<sup>97</sup> demonstrates that:

<sup>96</sup> Jones, A. (2022, May 24). Why there will be no new Juvenile Hall for San Francisco. Medium. Retrieved January 26, 2023, from <https://calclemency.medium.com/why-san-francisco-juvenile-hall-will-not-close-558f7d838fc3>

<sup>97</sup> San Francisco Juvenile Probation Department Monthly Statistics Through August 2022. (2022, October 12). SF.GOV. Retrieved January 26, 2023, from [https://sfgov.org/juvprobation/sites/default/files/JPC\\_Monthly\\_Report\\_10.6.22.pdf](https://sfgov.org/juvprobation/sites/default/files/JPC_Monthly_Report_10.6.22.pdf)





- 1) The average daily population in Juvenile Hall between January 2021 and August 2022, was 16 youth, with a peak population of 19 youth;
- 2) There were 288 youth on active caseload, about the same as August 2021 with 29% of pre-adjudicated cases being handled through various types of diversion;
- 3) 58% of youth on active caseload were active in San Francisco programs;
- 4) There were 28 youth in alternative placements, a 32% decrease from August 2021;
- 5) In August, the gender breakdown of Juvenile Hall was 88% boys, the racial/ethnic breakdown of Juvenile Hall was 65% Black youth, 24% Latinx youth, and 12% AAPI youth, and the age breakdown of Juvenile Hall was over 44% young adults ages 18 and older;
- 6) There were 24 admissions to Juvenile Hall, where 63% were mandatory: 10 new law violations, 4 warrants/court orders, and 1 transfer-in, and 37% were non-mandatory: 7 DRI scores and 2 DRI overrides for repeated failures to engage after prior citations;
- 7) There were 52 referrals to Probation: 40 were for felonies (77%); 15 of which were for 707(b) offenses (29%); 7 were for misdemeanors (13%); 5 was for warrants/probation violations (10%); and there were 13 CARC referrals and 6 Make it Right referrals; and
- 8) As of the last day of August, there were 16 youth on Home Detention, with the average length of stay was 118 days. 81% were boys, 50% were Black and 50% were Latinx, and 94% were pre-adjudicated.

### **Funding for Juvenile Hall**

During the Commissioners meeting with Chief Miller, they discovered that “funding for the new Center has not been addressed by the Board of Supervisors nor the working groups; however, we do know that building an entirely new building is extremely expensive.” Additionally, because California’s State Juvenile Centers were shut down, each County is now responsible for having a Juvenile Center; every country needs to figure out a plan for “the historically small group of youth that would be taken to the state for serious offenses.” Thus, while we want Juvenile Hall to be closed and move towards rehabilitative alternatives for youth incarceration, the fact is that San Francisco is required to have a Juvenile Hall by the State.

In 2019, Governor Gavin Newsom signed a SB 92, setting a defined closure date of June 30, 2023 for all of California’s remote Division of Juvenile Justice (DJJ) facilities. Under the state’s new plan, rather than spending their young impressionable years locked in human warehouses rife with violence and institutional abuse, young people convicted of the most serious offenses





would remain in their home counties, closer to their families and communities. Punitive measures would give way to “public health approaches to support positive youth development,” the legislation states.<sup>98</sup>

In September 2020, Newsom signed Senate Bill 823, which mandates a phased closure of DJJ and empties its three remaining youth prisons of young people ages 15 to 25. The bill, which shifts responsibility for youth convicted of serious offenses from the state to the counties, provides \$118,339,000 to counties in the 2022-23 fiscal year and increases the annual allocation to \$208,800,000 in 2024-25 and beyond. Additionally, after SB 823 passed, the state provided counties with \$9.6 million in one-time grants to help them prepare to receive the new population of youth who had previously been sent to the state, money that could be used for upgrading local juvenile detention facilities to make them more secure.<sup>99</sup>

The City and County of San Francisco received this one-time \$9.6 million grant, called the Juvenile Justice Realignment Block Grant (JJRBG), in 2020. The grant, as stated by San Francisco’s DJJ Realignment Subcommittee, will be utilized to “support young people who were otherwise eligible for commitment to the Division of Juvenile Justice (DJJ) prior to its closure. These young people could range in age from 14 to 25 and will have been adjudicated to be a ward of the juvenile court based on an offense described in subdivision (b) of Section 707 or on an offense described in Section 290.008 of the Penal Code.”<sup>100</sup> Moreover, “San Francisco’s DJJ Realignment Subcommittee has voted to use juvenile hall as San Francisco’s interim Secure Youth Treatment Facility (SYTF) and to revise our SYTF plan once City leadership makes decisions regarding San Francisco’s current juvenile hall and future place of detention; to recommend to City leadership to consider co-locating San Francisco’s SYTF and San Francisco’s future place of detention; and that regardless this place should be healingcentered, family-centered, community-connected, and culturally responsive.”<sup>101</sup> However, Chief Miller stated that San Francisco “has not formally accepted the funding by the State.”

## Conclusion

---

<sup>98</sup> Division of Juvenile Justice. (2022, December 5). DJJ Realignment/Closure Portal. Retrieved January 26, 2023, from <https://www.cdcr.ca.gov/juvenile-justice/djj-realignment-portal/>

<sup>99</sup> BERNSTEIN, N. (2022, June 27). California Budget Plan Supports Shifting Youth from State Prisons to Juvenile Halls, Amid Opposition. The Imprint. Retrieved January 26, 2023, from <https://imprintnews.org/justice/juvenile-justice-2/california-budget-youth-prison-juvenile-halls/66105>

<sup>100</sup> San Francisco’s Juvenile Justice Realignment Block Grant Annual Plan. (2021, December 20). Retrieved January 26, 2023, from [https://www.chhs.ca.gov/wp-content/uploads/2022/07/San-Francisco-DJJ-Realignment-Plan\\_Final\\_Submission\\_OYCR.12.27.21\\_Redacted.pdf](https://www.chhs.ca.gov/wp-content/uploads/2022/07/San-Francisco-DJJ-Realignment-Plan_Final_Submission_OYCR.12.27.21_Redacted.pdf)

<sup>101</sup> About the DJJ Realignment Subcommittee | San Francisco. (n.d.). Retrieved January 26, 2023, from <https://sf.gov/departments/djj-realignment-subcommittee/about>



We must reaffirm what the 2018-2019 Youth Commission's Budget and Policy Priority #4 stated, "Solutions to incarceration are simple and multifaceted—the city needs to build with community partners and invest in community resources, and address unmet physical and emotional needs of a young person. We must move away from building prisons and jails to rehabilitate a young person as they only serve to remove them from the community. We must address the initial reasons why a young person gets into contact with the legal system." There must be a reallocation of the budget of \$1.3 million that it takes to incarcerate each young person for a year in Juvenile Hall. We must instead utilize that money, the \$9.6 million grant from the State, and the increase budget allocation given to counties, to contribute funding to address harm, support local organizations and community programs that offer incentives that move away from gangs, crimes, and violence, as well as make changes to how our City address youth incarceration.

## RECOMMENDATIONS

The Youth Commission urges the Mayor of San Francisco and the Board of Supervisors to:

- 1) **Work with the State and Courts to finalize a decision on a new Juvenile Hall facility or location.** The Youth Commission believes that the new facility must be rooted in rehabilitation and wellness, and must be close to the detained youth's families and community members.
- 2) **Once a decision regarding San Francisco's current juvenile hall and future place of detention is finalized, accept the \$9.6 million grant from California to use juvenile hall as San Francisco's interim Secure Youth Treatment Facility (SYTF).**
- 3) **Continue to fund City Departments and CBO's that support youth and provide violence prevention and youth development.** The Youth Commission supports additional funding to City Departments and CBO's such as 1) the [San Francisco Department of Children, Youth, and their Families](#), which ensures that families with children are a prominent and valued segment of San Francisco's social fabric by supporting programs and activities in every San Francisco neighborhood; 2) the [San Francisco Human Rights Commission](#), which advocates for human and civil rights, and works in service of the City's anti-discrimination laws to further racial solidarity, equity, and healing, and created the Dream Keeper Fellowship and My Brother and Sister's Keeper, to serve communities of color in San Francisco, with a particular focus on



African Americans, and on justice in-risk and public housing youth and their families; 3) [Young Women Freedom's Center](#), a social services organization that provides support, mentorship, training, employment, and advocacy to young women and trans youth of all genders in California who have grown up in poverty, experienced the juvenile legal and foster care systems, have had to survive living and working on the streets, and who have experienced significant violence in their lives; 4) [Colman Advocates](#), a non-profit organization that has pioneered programs and policies to expand opportunity for San Francisco's children, youth and families, and focuses on building more effective, equitable, and supportive public schools in San Francisco and beyond; 5) [5 Elements SF](#), A San Francisco youth program that uses hip-hop culture and Ethnic Studies to develop the social and emotional learning of youth through art, critical education, and civic engagement; and 6) [United Playaz](#), a San Francisco-based violence prevention and youth development organization that provides a comprehensive range of services to prepare vulnerable youth for higher education, employment, and healthy living within a safe, nurturing, and collaborative environment.



## EXPAND SAFETY MEASURES FOR YOUTH DRUG-RELATED DEATHS BY FUNDING A NARCAN PROGRAM IN ALL SAN FRANCISCO SCHOOLS

*The San Francisco Youth Commission supports the implementation of a Narcan Program in San Francisco schools to prevent further fentanyl deaths in our City's youth.*

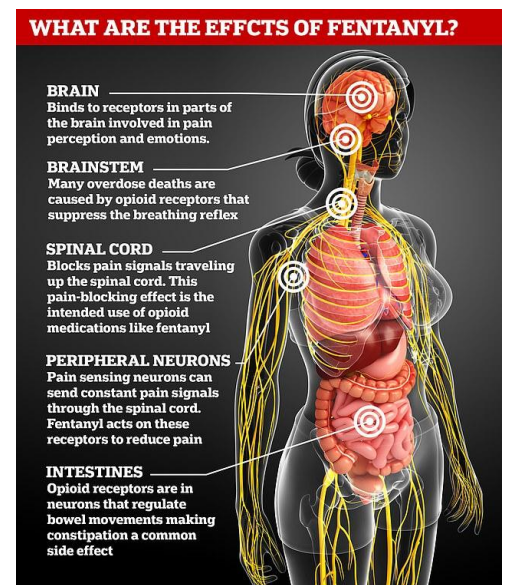
### BACKGROUND

In 1968, fentanyl, a quick-acting synthetic opioid that has similar pain-relieving effects to those of morphine and has a potency that can be up to 50–100 times greater than that of heroin, was medically approved by the United States for the treatment of pain. Since then, fentanyl has been utilized extensively in the practice of medical anesthesia.

However, there has been a rise in illegally manufactured fentanyl in laboratories as fake prescription pills, often laced with a deadly dose of fentanyl, that has been frequently linked to recent fentanyl deaths.

Drug dealers are selling this synthetic fentanyl in numerous ways including<sup>102</sup>:

1. On blotter paper, in eye droppers, and nasal sprays;
2. As powder, tablets, capsules, and solutions;
3. On pills that resemble other prescription opioids such as Ritalin, Adderall, Xanax, and Oxycontin; and
4. On a variety of substances such as black tar heroin, cocaine, methylenedioxy-methamphetamine (MDMA, often known as ecstasy/molly), rock, and powder cocaine.



Because fentanyl is a cheap but dangerous additive, mixing it with other drugs increases the risk for drug users who are unaware that the drugs they are taking may contain fentanyl, and as a result, the drugs may contain stronger opioids than the individual is accustomed to, which could result in an overdose. Moreover, it only takes two milligrams of fentanyl for a drug to be

<sup>102</sup> National Institute of Diabetes and Digestive and Kidney Diseases, "Fentanyl - LiverTox: Clinical and Research Information on Drug-Induced Liver Injury," National Library of Medicine, April 25, 2019, accessed January 7, 2023, <https://www.ncbi.nlm.nih.gov/books/NBK548826/?report=classic>.



contaminated with a potentially fatal dose, making it especially risky for someone who does not have an opiate tolerance.

## **Fentanyl in San Francisco**

In the Spring of 2015, the first wave of illegally-produced fentanyl entered San Francisco in the form of white powder marketed as “China White”, and since then, there have been multiple clusters of overdoses linked to fentanyl and an increase in fentanyl contamination.<sup>103</sup>

In the Fall of 2015, fake Xanax and Norco tablets containing fentanyl surfaced in San Francisco, and harm reduction programs reported difficulty informing the population of people who use medications. In that same year, San Francisco data on fentanyl-related deaths show that 14 out of 22 deaths had no signs of injection, 64% were found in private homes or single-room hotels, 10 of the deaths revealed the presence of methamphetamine, and 6 of the deaths revealed the presence of cocaine.<sup>104</sup>

In April 2017, crack cocaine was the cause of a wave of nine non-fatal overdoses and one fatal overdose in San Francisco. Test results from the toxicology lab at Zuckerberg San Francisco General Hospital indicated that the crack cocaine was contaminated with a deadly dose of fentanyl. Furthermore, according to the California Department of Public Health, there were 234 fentanyl-related deaths in California in 2016 and 373 in 2017, a 59% increase in only one year.<sup>105</sup>

In 2020 and 2021, San Francisco’s Tenderloin and South of Market (SOMA) districts each saw between 18% and 23% of overdose deaths, with many of these deaths taking place outside or on sidewalks in front of buildings.<sup>106</sup>

---

<sup>103</sup> Eliza Wheeler and Kristen Marshall, “Fentanyl Safety: A Guide for San Francisco’s First Responders,” Harm Reduction Coalition, accessed January 7, 2023, <https://harmreduction.org/wp-content/uploads/2020/08/Resource-Fentanyl-FentanylSafetyAGuideforSanFranciscosFirstResponders.pdf>.

<sup>104</sup> Wheeler and Marshall, “Fentanyl Safety: A Guide for San Francisco’s First Responders.”

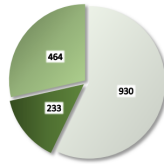
<sup>105</sup> Wheeler and Marshall, “Fentanyl Safety: A Guide for San Francisco’s First Responders.”

<sup>106</sup> Yoohyun Jung, “Tracking San Francisco’s Drug Overdose Epidemic,” The San Francisco Chronicle, December 21, 2022, accessed January 7, 2023, <https://www.sfchronicle.com/projects/2021/san-francisco-drug-overdoses-map/>.

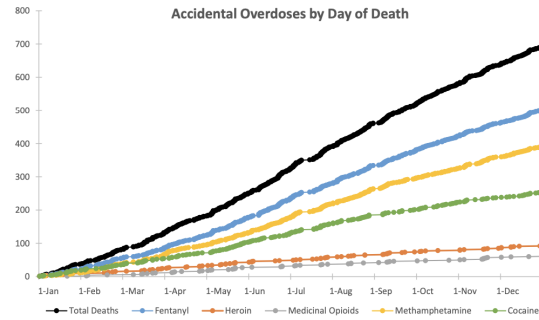


Preliminary Accidental Drug Overdose Data Report  
as of February 16, 2021

**JAN-DEC  
2020**

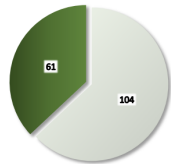


57.16% Other Causes  
14.32% Acc. Overdoses Open  
28.52% Acc. Overdoses Closed

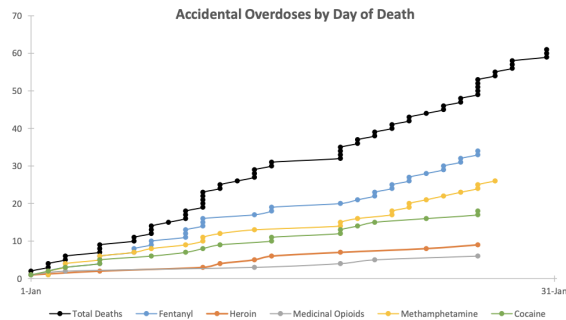
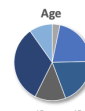


Preliminary Accidental Drug Overdose Data Report  
as of February 16, 2021

**JANUARY  
2021**



63.03% Other Causes  
38.97% Acc. Overdoses Open  
0.00% Acc. Overdoses Closed





In March 2022, the San Francisco Department of Public Health issued a health warning in response to a string of fatal and nonfatal overdoses among cocaine users who unintentionally ingested fentanyl. It was reported that between March 3 and 17, three fatal and nine non-fatal fentanyl overdoses occurred among San Francisco residents who reportedly intended to use just cocaine, with the three fatal overdoses occurring on March 5, 2022, in the Mission district.<sup>107</sup>

In total, over 1,360 drug overdose deaths have occurred in San Francisco, with the Tenderloin district and SOMA once more hosting the majority of these fatalities.<sup>108</sup>

## RECENT UPDATES

A rise in “rainbow fentanyl” has now saturated San Francisco’s drug supply, with drug dealers targeting teenagers and young adults because the brightly colored pills/powder attracts younger buyers.



Although teen drug use has remained constant over time (about 30% of 10th graders), deaths have been rapidly increasing in San Francisco: 253 in 2019, 680 in 2020, and 880 in 2021. Additionally, in the United States, fentanyl is at fault for 77% of drug-related deaths among teenagers.<sup>109</sup>

According to California's Overdose Surveillance Dashboard<sup>110</sup>, it appears that fentanyl-related opioid deaths are trending younger. For example, the highest prevalence of fentanyl-related overdose deaths in Alameda County in 2020 occurred in adults 30 to 34 years old, and in 2021, it shifted to people 25 to 29 years old.

In February 2018, three non-opioid-using young people overdosed simultaneously overnight in the San Francisco Haight Ashbury neighborhood. Samples of paraphernalia and other drugs found at the scene were tested immediately by the Office of the Chief Medical Examiner, and the tests discovered that methamphetamine, ketamine, fentanyl, and acetyl fentanyl were in the

<sup>107</sup> “Health Alert: Overdoses Among People Exposed to Fentanyl While Using Other Drugs | San Francisco,” SF.GOV, March 17, 2022, accessed January 7, 2023, <https://sf.gov/news/health-alert-overdoses-among-people-exposed-fentanyl-while-using-other-drugs>.

<sup>108</sup> Luke N. Rodda, “OCME Overdose Report,” February 17, 2021, accessed January 10, 2023, <https://sf.gov/sites/default/files/2021-01/2021%20OCME%20Overdose%20Report.pdf>.

<sup>109</sup> Jennifer Epstein, “Naloxone Distribution Project: The Power To Save Lives,” Slide show presentation, <https://docs.google.com/presentation/d/1xTPvqRaqXmbH4ldrINtir5lj5QtwEFAw/edit?usp=sharing&ouid=111580268407164799664&rtpof=true&sd=true>

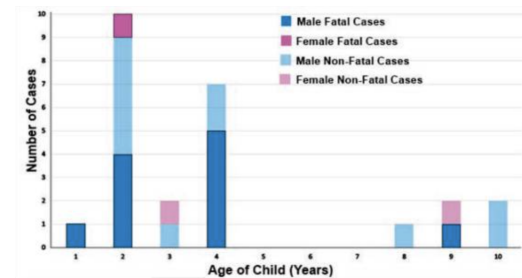
<sup>110</sup> “Alameda County Dashboard Count,” California Overdose Surveillance Dashboard, accessed January 7, 2023, <https://skylab.cdph.ca.gov/ODdash/?tab=CTY>.





drugs. It was also discovered through conversations with the three individuals' peers that they had ingested drugs thinking they were ketamine, which led to the fatal overdoses.<sup>111</sup>

Additionally, according to a national study<sup>112</sup> that examined 25 cases from 2004 to 2013 of small children dying and/or surviving after accidentally ingesting fentanyl, there were twelve cases being fatal, the youngest case of fentanyl overdose involved a 1-year-old, boys as young as 2 survived, and the majority of cases involved boys between the ages of 2 and 4.

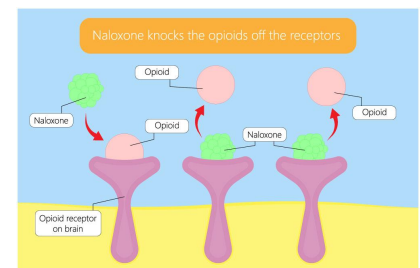


On November 27, 2022, a 10-month-old baby accidentally overdosed on fentanyl at a San Francisco Marina district playground, likely caused by powder exposure, though it is difficult to determine exactly when and where such exposure occurred.<sup>113</sup>

## Life-Saving Naloxone

Naloxone, a medication approved by the Food and Drug Administration (FDA), is an efficient and life-saving treatment designed to quickly reverse the effects of opioid overdoses.<sup>114</sup>

Naloxone binds to opioid receptors, reversing and blocking the effects of opioids, such as fentanyl, heroin, morphine, oxycodone, and other prescription opioid medications.



Naloxone is mainly administered by intranasal spray (into the nose) but can also be administered through the intramuscular (into the muscle), subcutaneous (under the skin), or intravenous injection.<sup>115</sup>

When given to an individual exhibiting signs of an opioid overdose, Naloxone acts as a temporary countermeasure to the opioids and quickly brings back normal breathing in those

<sup>111</sup> Kurtis Alexander, "Deaths of Three Men in the Haight Traced to Fentanyl-Laced Street Drugs," San Francisco Chronicle, February 23, 2018, accessed January 7, 2023, <https://www.sfgate.com/bayarea/article/Deaths-of-three-men-in-the-Haight-traced-to-12704657.php>.

<sup>112</sup> William V. Stoeker et al., "Boys at Risk: Fatal Accidental Fentanyl Ingestions in Children," National Library of Medicine, November 2016, accessed January 7, 2023, <https://www.ncbi.nlm.nih.gov/pmc/articles/PMC6139757/>.

<sup>113</sup> Mallory Moench, "Dad Reveals Horrific Details of Baby's Reported Fentanyl OD at SF Park," San Francisco Chronicle, December 7, 2022, accessed January 7, 2023, <https://www.sfchronicle.com/bayarea/article/San-Francisco-authorities-investigating-whether-a-17621718.php>.

<sup>114</sup> "Naloxone," U.S. Department Of Health & Human Services, September 27, 2022, accessed January 7, 2023, <https://www.samhsa.gov/medication-assisted-treatment/medications-counseling-related-conditions/naloxone>.

<sup>115</sup> National Center for Injury Prevention and Control and Division of Drug Overdose Prevention, "Lifesaving Naloxone," Centers for Disease Control and Prevention, December 28, 2022, accessed January 7, 2023, <https://www.cdc.gov/stopoverdose/naloxone/index.html>.





whose breath has slowed or even stopped. However, Naloxone's effects only persist for about 30 to 90 minutes on average, so it is critical that the individual receives medical attention as quickly as possible after taking Naloxone.

The benefit of having Naloxone on hand for emergencies, even if you don't encounter yourself in a situation where you need to administer it, is that Naloxone has a shelf-life of 36 months. All you have to do is keep Naloxone in correct storage conditions: store below 77°F (25°C), excursions permitted up to 104°F (40°C), do not freeze or expose to excessive heat above 104°F (40°C), and protect it from light.<sup>116</sup>

### **Bystanders Reversing Drug Overdoses**

According to a U.S. Department Of Health & Human Service study<sup>117</sup>, more than one in three opioid overdoses involve witnesses, and with the correct equipment, like Naloxone, bystanders can take action to prevent overdose deaths. Furthermore, about 16 percent of individuals who acquire take-home Naloxone from schools have helped to reverse an opioid overdose.<sup>118</sup>

According to California's Good Samaritan Law, "individuals administering naloxone according to the law and in good faith will not be subject to professional review, be liable in a civil action, or be subject to criminal prosecution for this administration, except in cases of gross negligence or willful & wanton misconduct."<sup>119</sup> Therefore, bystanders can help in the prevention of opioid death if they have access to Naloxone and carry it with them.

### **Naloxone in California and San Francisco**

In 2017, the largest single-city Naloxone distribution program in the United States, the Drug Overdose Prevention and Education (DOPE) Project, provided approximately 20,000 doses of Naloxone, largely to drug users and service providers in San Francisco. In 2019, DOPE reversed around 2,600 overdoses due to Naloxone. DOPE has recorded over 1,266 overdose reversals.<sup>120</sup>

---

<sup>116</sup> Emergent Biosolutions. (2020, August). Frequently Asked Questions about NARCAN® (naloxone HCl) Nasal Spray Shelf-Life Extension and Updated Storage Conditions. Retrieved January 19, 2023, from [https://pharmacy.iowa.gov/sites/default/files/documents/2020/08/narcan\\_faq.pdf](https://pharmacy.iowa.gov/sites/default/files/documents/2020/08/narcan_faq.pdf)

<sup>117</sup> Epstein, "Naloxone Distribution Project: The Power To Save Lives."

<sup>118</sup> Epstein, "Naloxone Distribution Project: The Power To Save Lives."

<sup>119</sup> Naloxone Distribution Project (2022, April 13). DPH Clearinghouse Naloxone Distribution FAQ's. San Francisco Health Network Behavioral Health Services Medication Use Improvement Committee. Retrieved January 19, 2023, from [https://www.sfdph.org/dph/files/CBHSPolProcMnl/DPH\\_Clearinghouse\\_Naloxone\\_Distribution\\_FAQs.pdf](https://www.sfdph.org/dph/files/CBHSPolProcMnl/DPH_Clearinghouse_Naloxone_Distribution_FAQs.pdf)

<sup>120</sup> National Harm Reduction Coalition and San Francisco Department of Public Health, "The DOPE Project," National Harm Reduction Coalition, November 7, 2022, accessed January 7, 2023, <https://harmreduction.org/our-work/action/dope-project-san-francisco/>.



A Narcan Program has been adopted in California school districts such as Placer County, Marin County, Solano County, and Los Angeles County, with data showcasing great success in drug overdose reversals, a decrease in drug-related deaths, and more families/citizens' aware on fentanyl-laced pills, the symptoms of an overdose, and how to administer Naloxone.<sup>121</sup>

In December 2022, California also passed Senate Bill 367, known as the Campus Opioid Safety Act, to prevent opioid-related overdoses on school campuses by providing naloxone (without a cost) and educating young people on its uses.<sup>122</sup>

San Francisco specifically does not have a Narcan program in any of its schools, despite a high number of youth drug-related deaths. However, San Francisco's city employees do have access to free Narcan and training, demonstrating why it is important for San Franciscans to have training and access to Naloxone for its residents, especially youth and those most at risk.

There are several organizations such as Naloxone Distribution Project (DHCS), DOPE Project, San Francisco AIDS Foundation, California Health Care Foundation, etc, that distribute Naloxone to those who need it; however, San Francisco should take charge of protecting its residents most at-risk of drug overdoses and deaths by making Naloxone available and accessible to all, especially youth.

### **Cost of Naloxone**

Due to the increase in opioid overdoses, pharmaceutical companies have increased the price of the life-saving Naloxone, for instance, "harm reduction groups used to buy Naloxone from Pfizer to create kits that cost about \$2.50 each [and] now they have to pay \$37 for a different generic medication or \$75 for Narcan – a 15-to-30-fold increase."<sup>123</sup>

The average retail price for a Naloxone kit is about \$120, which is very expensive if an individual has to pay for it out of pocket, however, Emergent BioSolutions, the company that

---

<sup>121</sup> Holly McDede and Center for Health Journalism, "San Francisco's Overdose Crisis Has Received National Attention. So Why Is the Data Such a Mess?," Center for Health Journalism, August 31, 2022, accessed January 7, 2023, <https://centerforhealthjournalism.org/2022/08/08/san-francisco-s-overdose-crisis-has-received-national-attention-so-why-data-such-mess>.

<sup>122</sup> CBS San Francisco. (2022, December 26). New California law allows colleges, universities to obtain naloxone without cost. CBS News. Retrieved January 19, 2023, from <https://www.cbsnews.com/sanfrancisco/news/campus-opioid-safety-act-sb367-colleges-universities-naloxone-narcan-without-cost/>

<sup>123</sup> Schreiber, M. (2021, October 19). *Price for drug that reverses opioid overdoses soars amid record deaths*. The Guardian. Retrieved January 19, 2023, from <https://www.theguardian.com/us-news/2021/oct/19/naloxone-price-soars-opioid-overdoses>



produces Narcan, provides a discounted price to national, state, and local governmental health and safety entities closest to at-risk populations, including public health clinics, fire departments, and police departments (but does not offer to harm-reduction organizations).<sup>124</sup>

San Francisco should take similar steps to Marin County, which has ensured that more than 100 local pharmacists are trained on the importance of furnishing Naloxone, and first responders all over Marin keep life-saving Naloxone at the ready when responding to emergencies.<sup>125</sup> Marin County's Sheriff's Office, for example, in conjunction with RxSafe Marin and Marin Health and Human Services, has also launched free Narcan vending machines in Marin County Jail lobbies, in efforts to address the opioid crisis and ensure that they can widely distribute life-saving Naloxone. Each Naloxone kit in the vending machine has a sticker with a QR code that sends people to a link with a training video (offered in English and Spanish) and additional local resources. Moreover, Marin was able to do this by using State Opioid Response grant funds and was able to access Naloxone kits through a Naloxone Distribution Grant from the California Department of Health Care Services.

## YOUTH COMMISSION INVOLVEMENT

In January 2023, a Youth Commissioner wrote Resolution NO. 2223-AL-08 [Combating Fentanyl Usage in Youth] urging the Board of Supervisors and the Mayor of San Francisco to implement a Narcan program in all San Francisco public, private, and charter schools, as well as send Naloxone boxes to young people's homes and to disseminate information about potentially deadly counterfeit medication, in order to improve safety measures and prevent further fentanyl deaths in our City's youth. This resolution was an opportunity to bring additional awareness to the opioid crisis in San Francisco and urge the Mayor and Board of Supervisors to take action.

To educate ourselves more on the drug crisis in San Francisco, Youth Commissioners also attended two events in January focused on Safe Consumption Sites, and possible strategies to decrease fentanyl-related overdoses and deaths. Commissioners were able to hear from current San Francisco residents about their



<sup>124</sup> Schreiber, M, *Price for drug that reverses opioid overdoses soars amid record deaths*.

<sup>125</sup> County of Marin, "Fentanyl Overdose Is Target for OD Free Marin: Coalition, Formerly RxSafe Marin, Focuses on Emerging Synthetic Opioids," January 9, 2023, accessed January 10, 2023, <https://www.marincounty.org/main/county-press-releases/press-releases/2023/hhs-od-free-marin-010923>.



personal experiences with drugs and their concerns/fears/questions, and from experts working in the field.

**Top Image:** Panel on Safe Consumption Sites by Supervisor Ronen, San Francisco District 9.

**Bottom Image:** Discussion between Terry Morris and Cedric G, Akbar on the question: Does Safe Consumption Work to Treat Drug Addiction?

## RECOMMENDATIONS

The Youth Commission urges and recommends the Mayor of San Francisco and the Board of Supervisors to:

- 1) **Grant additional funds to the Department of Public Health in order for a Naloxone Distribution Program to be implemented.** San Francisco has a duty to protect and promote the health of all San Franciscans struggling with drug addictions.
- 2) **Apply for a grant from the California Department of Health Care Services (DHCS) to access free naloxone for organizations and entities eligible to administer or distribute naloxone through the California Public Health standing order, and to individuals with a valid prescription. *Similar to what Marin County did.***
- 3) **Implement the Naloxone Distribution Project (NDP) in all San Francisco public, private, and charter schools in collaboration with the Department of Health Care Services (DHCS) and the Drug Overdose Prevention and Education (DOPE) Project to reduce fentanyl overdose-related deaths among San Francisco's youth. *Similar to what California counties adopted, such as Placer County, Marin County, Solano County, and Los Angeles County.***
- 4) **Ensure that schools have at least 100 boxes of Naloxone on hand in case of emergencies.**
- 5) **Have free Narcan available to San Francisco students, school faculty/staff, and the parents of youth, who wish to have some on hand in case they become a bystander in a fentanyl or drug overdose.**



- 6) **When distributing Naloxone, include a pamphlet with clear steps and images on how to administer Naloxone, as well as clear information on what an overdose looks like and the type of symptoms that can occur, and other local resources available.**
- 7) **Increase availability and accessibility of substance-use services, such as therapy, counseling, and information packets for parents about rehab and resources to support youth in San Franciscans who struggle with drug addictions.**



## URGING SAN FRANCISCO TO BEAR THE RESPONSIBILITY IN REPLENISHING BAYVIEW HUNTERS POINT

*The San Francisco Youth Commission urges the Mayor and Board of Supervisors to bear the responsibility in replenishing Bayview Hunters Point environmentally to sustain the community for future generations.*

### BACKGROUND

#### History

Bayview Hunters Point is currently a majority low-income and BIPOC (Black, Indigenous, People of Color) community located in the southeast region of San Francisco. This community has faced a disproportionate amount of environmental and social injustice for many decades. The most pertinent issue Bayview faces is in relation to the Hunters Point Naval Shipyard. In 1867, the Navy obtained an 866-acre dock now known as Hunters Point Shipyard and used it as a facility for warships<sup>126</sup>. Fast forward to 1946, when the Navy transformed the shipyard into a laboratory (Naval Radiological Defense Laboratory; NRDL) for radiological experimentation and research until 1967. By using the technique of decontaminating ships by blasting them on the dry dock, the waste and material were subsequently thrown into the ocean. These wastes consisted of radionuclides, heavy metals, and petroleum fuels, among other toxic compounds, which were buried in the water and soil<sup>127</sup>. Despite the laboratory's retirement in the late 20th century, the improper disposal of the radioactive waste continues to cause detrimental damage to Bayview Hunters Point. Yet, the Navy still hasn't taken full responsibility.



Despite the initial negligence in regard to the shipyard, in 1989, the Shipyard officially became a Superfund Site, and the Navy was commissioned to clean up the site. The Navy divided the site

<sup>126</sup> For These Black Bayview-Hunters Point Residents, Reparations Include Safeguarding Against Rising, Toxic Contamination. (2022, July 5). KQED. Retrieved January 26, 2023, from <https://www.kqed.org/science/1979614/for-these-black-bayview-hunters-point-residents-reparations-include-safeguarding-against-rising-toxic-contamination>

<sup>127</sup> United States Environmental Protection Agency. (n.d.). HUNTERS POINT NAVAL SHIPYARD SAN FRANCISCO, CA Cleanup Activities. Retrieved January 26, 2023, from <https://cumulis.epa.gov/supercpad/SiteProfiles/index.cfm?fuseaction=second.cleanup>





into pieces known as “parcels” so that they could clean each parcel one at a time and eventually pass the site to San Francisco. In 2000, the Navy proposed a \$100 million cleanup plan; however, accurate estimates were \$300 million. Therefore, there was a push for the passing of Proposition P, a nonbinding declaration that would call for the Navy to allocate sufficient funds to clean the site properly<sup>128</sup>. Nevertheless, the first parcel transferred to San Francisco occurred in 2004 with Parcel A. By 2012, new luxury condos and housing were built; however, there is concern over possible future environmental problems and gentrification.

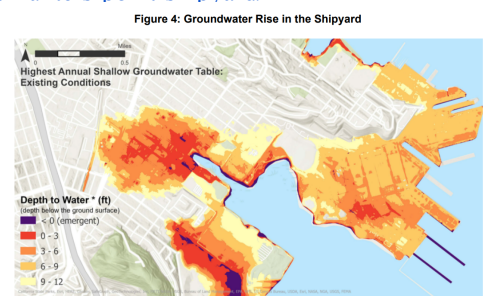
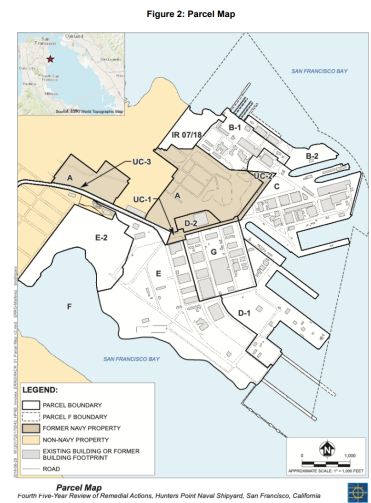
## Disproportionate Effects

According to environmental scientists from UCLA and UC Berkeley, in California, BIPOC communities are five times more likely to live within a half-mile of a polluted place, such as the shipyard in San Francisco. Bayview’s residents have most heavily seen and felt the effects of NRDL. Before World War II, the area was mainly desolate, with only a few facilities; however, after the war, with high industrial demand, many black residents were forced to move into less adequate industrial housing to places such as Bayview. Due to racist policies such as redlining, many black residents couldn’t move to safer and less polluted neighborhoods. Thus they stayed in Bayview for many decades to come. Black residents comprise  $\frac{2}{3}$  of the area’s population (20,000 black residents). According to the San Francisco Department of Health, Bayview is more at risk of health, and environmental catastrophes than other communities, as 27% of the community is within a quarter-mile of the shipyard<sup>129</sup>. With the high levels of toxins in this area, community members are at high risk of health concerns. Children are especially at risk because their bodies are still developing and therefore are more prone to severe health risks. From playgrounds to schools, children are prone to health conditions such as asthma. As aforementioned, because of concern about water levels, flooding can easily carry the contaminants onto sidewalks where children play.

## Future Environmental & Health Concerns

<sup>128</sup> <https://sfbayview.com/2022/10/the-quick-dangerous-dirty-development-of-the-hunters-point-shipyard/>

<sup>129</sup> Buried Problems and a Buried Process: The Hunters Point Naval Shipyard in a Time of Climate Change, from January 26, 2023, from [https://civilgrandjury.sfgov.org/2021\\_2022/2022%20CGI%20Report\\_Buried%20Problems%20at%20Hunters%20Point%20Naval%20Shipyard%20in%20a%20Time%20of%20Climate%20Change](https://civilgrandjury.sfgov.org/2021_2022/2022%20CGI%20Report_Buried%20Problems%20at%20Hunters%20Point%20Naval%20Shipyard%20in%20a%20Time%20of%20Climate%20Change).





Though the Superfund site is partially cleaned, there is concern over the Navy's push for building new infrastructure on the land. There is the worry about rising groundwater levels which will harm human and aquatic life. Harmful contaminants like lead could invade the current infrastructure. Although there have been studies conducted locally within Bayview, Bayview residents are calling for the broader San Francisco to conduct studies to discover the correlation between the Shipyard and future environmental effects and its adverse impacts on Bayview residents' health. There has been much speculation within the community on the role of the shipyard in disproportionate medical conditions occurring in Bayview. Still, the city has yet to take the initiative to uncover the truth.

## RECENT UPDATES

On June 1, 2021, the 2021-2022 Civil Grand Jury released a harrowing report on the implications of the risk of rising groundwater and how that impacts the continuation of the Naval Shipyard clean-up project. The grand jury is a combination of 19 San Franciscans appointed yearly to review the governmental functions of the city and county of San Francisco. According to Micheal Hofman, a jury foreperson, "Hunters Point is part of the biggest development in San Francisco since the 1906 earthquake... Yet neither the Navy nor the City is paying attention to what will happen there when sea level rise pushes the groundwater closer to the surface."<sup>130</sup> In addition to a general summary of the Naval Shipyard in Bayview, the Civil Grand Jury report also includes its findings and recommendations on how the city can contain and remedy the solution for short and long-term benefits.

With pressure from the Civil Grand Jury to act quickly, in October 2022, the San Francisco Board of Supervisors introduced Res. No 437-22 in response to the Jury's report.<sup>131</sup> Although the resolution passed, there were limits on the findings and recommendations that the Board of Supervisors would support. They only agreed to respond to R2, R3 and F4, F5, and F6. They explicitly denied responding to R7, which states: "By March 1st, 2023, the Hunters Point Shipyard Cleanup Oversight Committee should prepare a report on its recommended requests for the Federal Facility Agreement signatories based on the groundwater study recommended in R1, and deliver that report to the Board of Supervisors, the Mayor, and the Department of Public

---

<sup>130</sup> San Francisco Unprepared to Handle New Risks at the Hunters Point Superfund Site. (2022, June 1). Retrieved January 26, 2023, from [https://civilgrandjury.sfgov.org/2021\\_2022/Hunters%20Point%20Press%20Release.pdf](https://civilgrandjury.sfgov.org/2021_2022/Hunters%20Point%20Press%20Release.pdf)

<sup>131</sup> Investigate contaminated soil at Bayview Hunters Point Naval Shipyard. (2022, November 14). San Francisco Chronicle. Retrieved January 26, 2023, from <https://www.sfchronicle.com/opinion/letterstotheeditor/article/investigate-soil-at-bayview-hunters-point-shipyard-17578677.php>





Health.”<sup>132</sup> The reasons for not addressing this recommendation weren’t precisely clear; however, they stated that they would create a short-term task force. Nevertheless, R1, R4, R5 and F1, F2, and F3 which focused on the reality of the harms caused by the Naval Shipyard and go into depth on why thorough research is needed to understand its cause and effects were not mentioned in the resolution nor taken accountable by the Board. Because of this dire situation, the entirety of the report must be adopted so beneficial change can happen.

The contamination of the Naval Shipyard has led the Bayview Hunters Point community to push for other environmental and social initiatives, as the Naval Shipyard is only the beginning of their concerns. Organizations such as Greenaction are fighting against problems such as future gentrification acts.<sup>133</sup> Lennar/Five points are developers that hope to build more than 10,000 upscale homes on the Shipyard. Build LLC also hopes to build 1,400 mainly upscale homes at India Basin despite both sites being contaminated. Not only would the current residents experience rising market prices furthering gentrification, but also future residents are at high risk of unhealthy and unsafe environments. Bayview is also committing to internal pursuits to mobilize the community. Through the Bayview Hunters Point Environmental Justice Task Force, which focuses on bringing together all types of community members to problem-solve pollutant complaints, and the BVHP Youth Environmental and Climate Justice Leadership Academy<sup>134</sup>, which encourages and teaches Bayview youth about current environmental issues their community is facing, Bayview Hunters Point is striving to make their voices heard and strengthen community involvement.

## RECOMMENDATIONS

The 2022-2023 San Francisco Youth Commission urges the Mayor and the Board of Supervisors to:

- 1) Implement the entirety of the 2021-2022 Civil Grand Jury report (including R1, R4, R5, R7, F1, F2, and F3) so that adequate environmental changes can be made for the benefit of all Bayview Hunters Point residents.**

<sup>132</sup> File NO. 220721 Resolution No. 437-22. (2022, October 6). Retrieved January 26, 2023, from <https://sfbos.org/sites/default/files/r0437-22.pdf>

<sup>133</sup> Bayview Hunters Point – Greenaction for Health and Environmental Justice. (n.d.). Retrieved January 26, 2023, from <http://greenaction.org/bayview-hunters-point/>

<sup>134</sup> Greenaction for Health and Environmental Justice. (2020, July 2). Bayview Hunters Point Youth Environmental Justice Air Quality Leadership Academy – Greenaction for Health and Environmental Justice. Retrieved January 26, 2023, from <https://greenaction.org/2020/07/02/bayview-hunters-point-youth-environmental-justice-air-quality-leadership-academy/>



- 2) Create policies to contain and limit the expansion of future infrastructure developments to prevent gentrification in Bayview Hunters Point and conduct a thorough review of the possible contaminations in the water and soil.**
  
- 3) Fund community initiatives, such as the BVHP Youth Environmental and Climate Justice Leadership Academy and the Bayview Hunters Point Environmental Justice Task Force to include the community's voice and needs in the future development and endeavors associated with the Naval Shipyard and Bayview Hunters Point as a whole.**



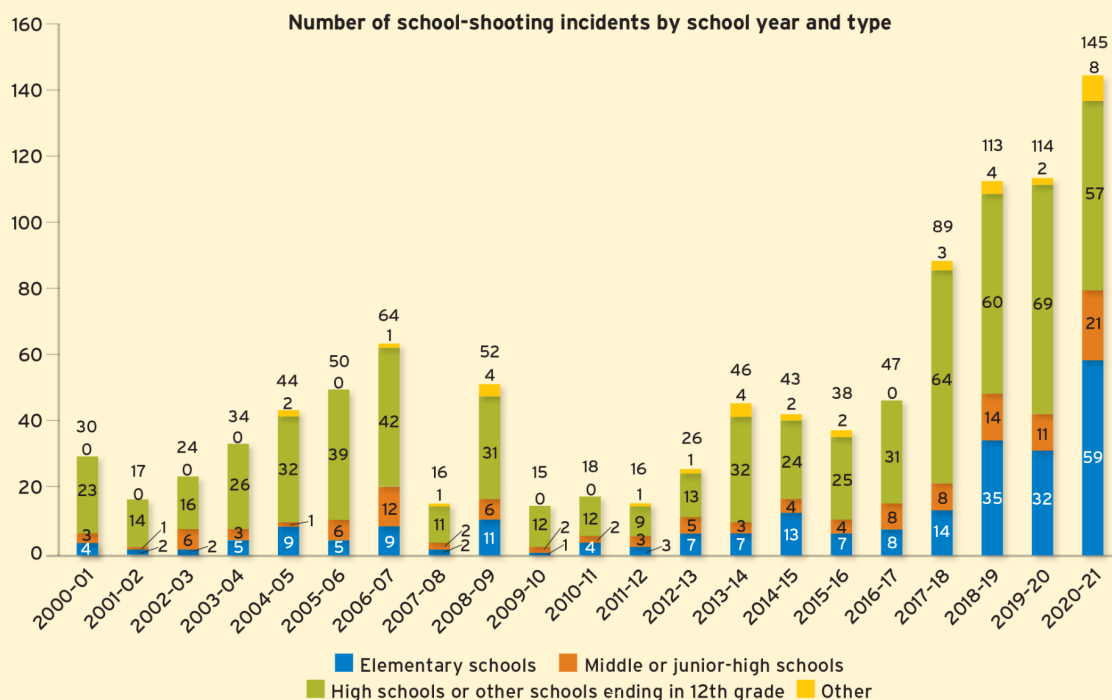
## School safety → gun regulations

### What's the socio, economic, and political background of this issue?

Some issues that involve school safety include bullying, mental health, targeted violence, and etc. These issues have been going on for many years and have vastly affected students all over the world. Shootings and even gun threats have always been a problem in the school system and only keep increasing throughout the years.

#### School Shootings on the Rise (Figure 1)

During the 2000–2001 school year, there were 30 school shootings. In 2020–2021, the most recently documented school year, there were 145. Shootings occur most often in high schools or other schools ending with the 12th grade.



**SOURCE:** National Center for Education Statistics. (2022). Violent Deaths at School and Away From School and School Shootings. *Condition of Education*. U.S. Department of Education, Institute of Education Sciences, <https://nces.ed.gov/programs/coe/indicator/a01>.



### **How is the issue connected to San Francisco?**

School safety connects to San Francisco is how it is also affected of the school threats, shootings, and even sexual assault in the schools. San Francisco has not handled these issues not as well as they should and something needs to be done. Students in San Francisco schools should be safe to be going to school and shouldn't be going to an environment that could be dangerous to them, it should be safe.

### **Which departments are in charge of the services and/or funding?**

The SFUSD receives money from the federal, county, and state governments to fund its public schools. State resources and tax income fund schools in San Francisco.

### **What existing services and programs are there? Or is there a lack of programs and services?**

There is a lack of programs and services that help prevent gun violence in district 10. There should be an expansion in programs that prevent gun violence any way possible.

### **How does the issue relate to particularly youth in your district/youth in San Francisco?**

School safety definitely is an issue in my district as of now. School by my house called Kipp HS has been getting gun threats throughout the many years it's been around. As of this year it has been getting better but there are still some problems in district 10 that involve many shootings around the area.

### **Youth Commission historical work/background/advocacy**

A Resolution written on December 6, 2022, by John Carrol expressed how gun violence has affected black people in San Francisco. The resolution talked about how gun violence usually happened to either young adults or children in San Francisco. This resolution suggested that the San Francisco Department of Public Health expand gun violence prevention programs that include a program to support victims of gun violence in San Francisco.

### **What is the recommendation? (Is this a budget or policy priority? Will this be a short-term or long-term point? Is this actionable and attainable for the Board of Supervisors and Mayor?)**

- This is a policy priority
- A long-term point
- This action should be broad upon the Board of Supervisors and the Mayor if possible.





## **URGING THE MAYOR AND BOARD OF SUPERVISORS TO INCREASE SUPPORT FOR ENGLISH AS A SECOND LANGUAGE CLASSES, FOREIGN LANGUAGE CLASSES, AND TRANSLATION/INTERPRETATION SERVICES**

*The San Francisco Youth Commission...*

### **BACKGROUND**

The United States has an extensive background in attracting immigrants to the country, with immigrants making up a large percentage of the population in the United States. This is especially the case with California, as it is the home to almost 11 million immigrants<sup>135</sup>, a quarter of the immigrant population in the United States. According to the 2020 census<sup>136</sup>, in San Francisco, immigrants make up 34.2% of the population. Out of the immigrant population in San Francisco, 27,831 of them are students, 48.5% speak English less than “very well”, and 38% are unemployed or not in the labor force.

Not only do immigrants make up more than one-third of the population in San Francisco, but San Francisco has the 4th largest immigrant population<sup>137</sup> in the United States, which means we have a duty to serve, support, and accommodate our immigrant communities. Currently, the San Francisco Unified School District (SFUSD) and City College of San Francisco (CCSF) both offer English as a Second Language (ESL) Classes. Furthermore, CCSF’s free ESL classes also include vocational/workforce English language training. SFUSD also has a program called “Refugee and Immigrant Supports in Education” (RISE-SF) that focuses on making education more accessible to refugee and immigrant students. Both CCSF and SFUSD also provide classes in numerous foreign languages that many immigrants in San Francisco speak such as Spanish, Tagalog, and Cantonese. Foreign language classes and English Learners support are extremely important as there are 109 languages spoken in San Francisco alone.<sup>138</sup>

---

<sup>135</sup> Person, Cesar Alesi Perez, Marisol Cuellar Mejia, and Hans Johnson. “Immigrants in California.” Public Policy Institute of California. Public Policy Institute of California, January 24, 2023. <https://www.ppic.org/publication/immigrants-in-california/>.

<sup>136</sup> Bureau, U.S. Census. “United States Census.” Explore census data, 2020. <https://data.census.gov/table?q=immigrants%2Bin%2BSan%2BFranisco%2Bin%2B2020&tid=ACST5Y2020.S0502>.

<sup>137</sup> “Cities with the Largest Immigrant Populations.” Background Checks.org. Accessed January 23, 2023. [https://backgroundchecks.org/cities-largest-immigrant-population.html#4\\_San\\_Francisco-Oakland-Berkeley\\_CA](https://backgroundchecks.org/cities-largest-immigrant-population.html#4_San_Francisco-Oakland-Berkeley_CA).

<sup>138</sup> “2022 Lao Compliance Summary report\_ocea.” Joomag, February 1, 2022. <https://viewer.joomag.com/2022-lao-compliance-summary-report-ocea/0281350001659392648?short&amp;>.



## ESL Classes

## Foreign Language Classes

Foreign language classes in San Francisco have been at risk of receiving budget cuts or being cut entirely. For example, in 2021, the Cantonese program at City College was at risk of facing elimination from the college's provided classes. This was due to a lack of enrollment and the Cantonese classes did not offer certificates on completion.

Cantonese is the language most commonly spoken by the Chinese community in San Francisco. According to City College Trustee<sup>139</sup>, Alex Wong, "Saving the Cantonese program is not only about protecting Chinese culture, language, and history. It is also about the very practical need to ensure that our very large Cantonese-speaking Chinese community has access to public safety, health care, and social services".

Furthermore, Self-Help for the Elderly president and CEO Anni Chung said, "Helping the younger generation become bilingual will the close communication gaps our seniors face". Fortunately, City College Trustee, Alex Wong, and 20 Asian organizations were able to spearhead a proposal to save the Cantonese program at CCSF that passed in January of 2022.



Another example of foreign language programs being at risk in San Francisco is the Longfellow Elementary Tagalog program. In 2022, the Tagalog program at Longfellow elementary was at risk of severe downsizing by combining the kindergarten and 1st-grade classes, essentially cutting the number of spots in the program in half, which would not be able to accommodate the large Filipino population at Longfellow. Furthermore, only 2 schools provide Tagalog instruction in SFUSD (Bessie Carmichael and Longfellow) and with the downsizing of the Tagalog program at Longfellow, access to Tagalog instruction would also dwindle.

<sup>139</sup> Service, Wire. "Cantonese Language Classes in Jeopardy at CCSF." San Francisco Examiner, June <http://www.sfexaminer.com/fixes/cantonese-language-classes-in-jeopardy-at-ccsf/>.





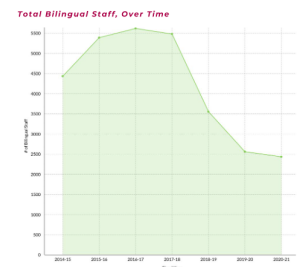
According to Nikki Santiago<sup>140</sup>, an SFUSD parent, immigrant, and community organizer, “This program has really helped my child blossom into the person that she is. She used to be very, very reserved and now she’s not just a proud American, but she’s a proud Filipino”. Additionally, Longfellow Elementary alumnus Matthew James Mingoa shared<sup>141</sup>, “I learned a lot about my history and culture from all the after-school programs and from WLES”. This program not only taught about Filipino history, culture, and language but also helped connect Filipino students to their roots and their immigrant families. Through the mobilizing from parents, the cap on the program was lifted, creating more spots for more students to have access to this life-changing program.

## Fair Language Access in City Departments

According to the Office of Civic Engagement and Immigrant Affairs and San Francisco's Language Access Ordinance<sup>142</sup>, the city ensures fair language access through:

- All City departments that serve the public provide fair language access
- Residents have a way to report departments that don't follow the law
- Departments can self-report that they are following the law

Although this is the goal for the OCEIA and the LAO, there is still more work to be done when it comes to language accessibility. According to the 2020 California Census Language and Community Action Plan<sup>143</sup>, bilingual staff should be trained on both translation and interpretation. However, according to the 2022 Language Access Compliance Summary Report<sup>144</sup>, numerous San Francisco departments have failed to complete public contact staff training and/or mandatory LAO training. Furthermore, the overall amount of bilingual staff has also significantly decreased over the years from 5,614 in FY 2016-17 to only 2,432 in FY 2020-21, almost a 50% decrease.



<sup>140</sup> McEvoy, Julia. “SF Filipino Community Mobilizes to Preserve Unique Elementary School Language Program.” KQED, July 1, 2022. <https://www.kqed.org/news/11918252/sf-filipino-community-mobilizes-to-preserve-unique-elementary-school-language-program>.

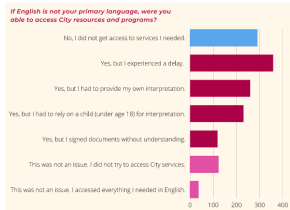
<sup>141</sup> ABS-CBN News, and Rommel Conclara | TFC News San Francisco. “Filipino Education Program in SF Marks 10 Years of Inspiring Youth.” ABS. ABS-CBN News, December 15, 2022. <https://news.abs-cbn.com/news/12/15/22/filipino-education-program-in-sf-marks-10-years-of-inspiring-youth>.

<sup>142</sup> Office of Civic Engagement and Immigrant Affairs. (n.d.). Language access and rights | San Francisco. SF.GOV. Retrieved January 23, 2023, from <https://sf.gov/languageaccess>.

<sup>143</sup> LANGUAGE AND COMMUNICATION ACCESS PLAN. (2019, May 17). CA Census 2020. Retrieved January 23, 2023, from <https://census.ca.gov/wp-content/uploads/sites/4/2019/06/LACAP.pdf>.

<sup>144</sup> “2022 Lao Compliance Summary report\_oceia.” Joomag.





Although the goal is to have residents be able to request translation services and report departments that don't provide fair language access, 44% of Limited English Proficiency (LEP) residents do not know they can request translation/interpretation services and 70% of residents with LEP don't know they can even make reports. Additionally, 70% of LEP residents note that language

serves as a barrier in accessing services in the city. This makes it harder for immigrants who are not proficient in English to access government services, which only shows the importance of accessible ESL classes and foreign language classes.

**"Proporcionar más ayuda a las organizaciones que nos pueden capacitar y nos defienden contra los obstáculos que tenemos."**

*"Provide more help to organizations that can train us and help us with the obstacles we face."*

— Spanish- and Maya-speaking LEP respondent

This is especially the case for emergency workers and public health. The COVID-19 pandemic highlighted the importance of language access when it came to health information and news as many LEP residents went without that information or gained it from other sources other than the news. Furthermore, according to the 2022 Language Access Compliance Summary Report<sup>145</sup>, many respondents reported experiencing delays, having to provide their own interpreter, relying on a child for interpretation, and/or signing documents or forms without understanding parts of the content.

An example of this is when City College Trustee Alex Wong came across a Chinese grandmother who fell victim to an unprovoked anti-Asian incident.<sup>146</sup> According to the 2020 California Census Language and Community Action Plan, Cantonese is a required language to be included in activities such as language access from government departments in San Francisco. However, there were no police or hospital staff on duty that could provide translation/interpretation services in Cantonese available and had to ask Wong for assistance with translation instead. Due to the language barrier, the victim was unable to communicate that she needed assistance.

## YOUTH COMMISSION INVOLVEMENT

On January 3rd, 2022, City College Trustee, Alex Wong, presented to the Youth Commission and requested that we support the resolution to save the Cantonese classes at CCSF and to write a letter of support. All Youth Commissioners present at that meeting voted to support this resolution.

<sup>145</sup> "2022 Lao Compliance Summary report\_oceia." Joomag.

<sup>146</sup> Samson, C. (2022, January 17). Trustees unanimously vote to save Cantonese program at City College of San Francisco. NextShark. Retrieved January 23, 2023, from <https://nextshark.com/san-francisco-city-college-cantonese-language-classes>.



During the 2021-2022 term, Commissioners Asfaw, Santos, Listana, Shaw, Catubig, Foley, and Pimentel, established the Transformative Justice & Immigration Workgroup. One of the main priorities of this Workgroup was immigration, and commissioners worked towards writing a resolution to expand support services for undocumented immigrants. To educate themselves more on this topic, commissioners reached out to many organizations in San Francisco that worked with undocumented immigrants to hear more about the issues that they face. On February 28th, 2022, the Transformative Justice and Immigration Workgroup heard a presentation from La Raza, an organization that provides legal services to undocumented immigrants to educate themselves more on the issues they face.

## **RECOMMENDATIONS**

The Youth Commission urges the Mayor of San Francisco and the Board of Supervisors to:

- 1) Provide additional funding to ESL classes and foreign language classes both in SFUSD and CCSF**
- 2) Expand translation and interpretation training and services across city departments**
- 3) Do more outreach on reporting City departments that do not provide fair language access**



### 3LGBTQ+ Legislative Priorities (as of 11/30/22)

- LGBTQ+ Education Curriculum
  - Sexual Health Education
  - Youth Homelessness & Housing
  - Safe Spaces in School
  - School Accessibility & Resources
  - Queer & Trans Youth
- 

**Goal:** 1-3 Budget & Policy Priorities

<https://www.thetrevorproject.org/press/>

<https://sfgov.org/youthcommission/sites/default/files/2021-RBM-21.pdf>

<https://sfgov.org/youthcommission/sites/default/files/191031%20Youth%20Commission%201920-RBM-03.pdf>

#### **BPP 1: Comprehensive LGBTQ+ Curriculum in Schools - Vanessa, Oz, Gabbie**

##### **BPP 1: Comprehensive LGBTQ+ Curriculum in Schools**

- Background:
  - <https://www.glsen.org/school-climate-survey>
  - 
  - <https://eleducation.org/news/the-power-of-an-inclusive-curriculum-for-lgbtq-youth-and-families>
  - <https://www.hrc.org/resources/lgbtq-youth>
  - MS + HS:  
<https://californiahealtheducation.org/Pages/9-12-Growth-Development-Sexual-Health.aspx>
- Recommendations:
  - Urge the Mayor + BOS to implement a more comprehensive LGBTQ+ curriculum
    - Collaborate with an organization that has experience in LGBTQ+ education + inclusivity
    - On sexual orientation, gender identity (which I don't think is included in the curriculum?), and sexual health
  - Require educators to do trainings on LGBTQ issues
    - Gender spectrum
      - How to handle trans students (?)



## **BPP 2: Safe Spaces & Resource Accessibility - Vanessa, Oz, Gabbie**

### **BPP 2: Safe Spaces & Resource Accessibility**

- Background:
  - Existing LGBTQ+ resources in schools:
    - <https://www.sfusd.edu/lgbtq-student-services>
  - <https://www.glsen.org/school-climate-survey>
  - Anti-lgbtq violence
    - <https://www.nbcnews.com/nbc-out/out-politics-and-policy/biden-warns-rising-hate-violence-lgbtq-people-rcna29184>
    - <https://www.nbcnews.com/feature/nbc-out/nearly-1-5-hate-crimes-motivated-anti-lgbtq-bias-fbi-n1080891>
  - Anti trans media
    - <https://www.adl.org/resources/report/tracking-anti-transgender-rhetoric-online-offline-and-our-legislative-chambers>
  - Anti trans bills
    - <https://freedomforallamericans.org/legislative-tracker/anti-transgender-legislation/>
  - [SB 107 \(Scott Wiener\)](#)
  - <https://www.hrc.org/resources/schools>
  - LGBTQ violence
    - <https://www.rainn.org/articles/lgbtq-survivors-sexual-violence>
  - <https://www.thetrevorproject.org/blog/new-poll-emphasizes-negative-impacts-of-anti-lgbtq-policies-on-lgbtq-youth/>
- Recommendations:
  - Invest in mental health counselors
  - List of resources that's attached to other docs - making resources more accessible

## **BPP 3: San Francisco LGBTQIA+ Coalition on Safety Funding Request - Ewan**

- Background:
  - Info from LYRIC on threats
- Recommendations:
  - City and County approve funding request from Coalition (Via DCYF? SFPD? MOHCD?)



## **URGING THE MAYOR AND BOARD OF SUPERVISORS TO CREATE A MORE COMPREHENSIVE LGBTQ+ AND SEXUAL HEALTH CURRICULUM IN SCHOOLS**

### **BACKGROUND**

#### **MIDDLE SCHOOL HEALTH TEACHERS**

On March 12th, 2020 Mayor Breed issued San Francisco's first stay-at-home order. After quarantine began to set in, many of SFUSD's teachers started to retire in record numbers: "public school teacher retirements jumped by 26% in the first year of the pandemic." (Mojadad) This was the second highest teacher retirement rate in SFUSD. This caused schools to have fewer options for who teaches SFUSD students. This especially affects an already pressing issue, Health Education in SFUSD middle school and how it affects queer youth.

The reason that this teacher shortage affects SFUSD middle school health education is because SFUSD doesn't have any dedicated health teachers. Instead, what often happens is a PE or Science teacher is forced to teach it. These teachers already have packed schedules and little time to do their own jobs, let alone health education. This can cause health education to not happen, which means that SFUSD middle schools are not meeting the state mandated requirements. This can be really harmful for queer youth who need positive representation of queerness in schools to feel safe and accepted. When this doesn't happen, there can be increased bullying towards queer youth, in fact, this has already been happening. GLSEN shows us this through their 2019 National School Climate Survey:

- 68.7% of LGBTQ students experienced verbal harassment (e.g., called names or threatened) at school based on sexual orientation, 56.9% based on gender expression, and 53.7% based on gender. (pg. 19)
- 25.7% of LGBTQ students were physically harassed (e.g., pushed or shoved) in the past year based on sexual orientation, 21.8% based on gender expression, and 22.2% based on gender. (pg. 19)



Teachers with proper health education credentials and the time to treat health education as an important aspect of education and a primary focus will help queer youth substantially.

## **MIDDLE SCHOOL HEALTH CURRICULUM**

While the middle grade SFUSD health curriculum looks as though it is beneficial to the education of queer youth, in reality, the health curriculum has much room to grow. Middle school is a time where youth are starting to explore their identity, which means that they need what is taught in classrooms to reflect that. In 2023, youth can look up anything that they want to know, which can often lead to misinformation about queerness, and can also lead to youth being sucked into anti-queer spaces which is both harmful towards them and queer students.

Recently, queer youth are put under vast amounts of stress, A new survey from The Trevor Project shows that there are many events in the world right now surrounding school that make queer and transgender youth feel stressed and sad. “58% of LGBTQ youth, including 71% of transgender and nonbinary youth, feel angry about new policies that ban teachers from discussing LGBTQ topics in the classroom. Among trans youth, 59% feel sad and 41% feel stressed.” Most queer and transgender youth are going into health classrooms feeling apprehensive, in those classrooms the curriculum should represent and comfort them, not make it worse.

## **YOUTH COMMISSION INVOLVEMENT**

On June 3rd, 2019, the Youth Commission passed Resolution NO. 1819 – AL – 19 [LGBTQ Resources - Teacher Training - Assembly Bill 493] urging the Board of Supervisors and the Mayor of San Francisco declaring support for Assembly Bill 493 by Assembly Member Gloria to mandate in-service training for teachers and staff in schools grades 7 to 12, inclusive, on school site and community resources to support lesbian, gay, bisexual, transgender, queer, and questioning students.

On November 18th, 2019, the San Francisco Youth Commission voted in support for BOS File No. 191031 [Hearing - Sexual Orientation and Gender Identity Data - FY2018-2019], with questions regarding implementing sensitivity training to youth service providers who work or whose work directly affects LGBTQ+ youth.



To educate ourselves on LGBTQ+ issues in SFUSD, we interviewed one middle school teacher and one social worker at SFUSD. Taskforce members were able to hear first hand accounts of the lack of qualified, trained, health educators.

## RECOMMENDATIONS

The Youth Commission urges the Mayor of San Francisco and Board of Supervisors to:

- 1) **Implement an all-inclusive middle school sexual health education curriculum for lesbian, gay, bisexual, and transgender LGBTQ youth:** Most LGBTQ middle schoolers feel uncomfortable and unwelcome in schools, which can have a severe influence on their health and well-being. Lesbian, gay, bisexual, transgender, queer, and questioning (LGBTQ) kids require and deserve to have a comprehensive and helpful sexual health curriculum.
- 2) **Hire health teachers with the proper credentials and/or give teachers the incentive to get the proper health credentials:** It is crucial that queer youth are educated by trained health teachers that can manage to focus year-round on the health education of middle schoolers.

## SOURCES

Mojadad, Ida “public school teacher retirements jumped by 26% in the first year of the pandemic” sfstandard.com

<https://sfstandard.com/education/record-numbers-san-francisco-braces-for-teacher-shortage-amid-burnout/>

Trevor News “58% of LGBTQ youth, including 71% of transgender and nonbinary youth, feel angry about new policies that ban teachers from discussing LGBTQ topics in the classroom.

Among trans youth, 59% feel sad and 41% feel stressed.” thetrevorproject.org

<https://www.thetrevorproject.org/blog/new-poll-emphasizes-negative-impacts-of-anti-lgbtq-policies-on-lgbtq-youth/>



GLSEN “68.7% of LGBTQ students experienced verbal harassment (e.g., called names or threatened) at school based on sexual orientation, 56.9% based on gender expression, and 53.7% based on gender. 25.7% of LGBTQ students were physically harassed (e.g., pushed or shoved) in the past year based on sexual orientation, 21.8% based on gender expression, and 22.2% based on gender.” glsen.org

[https://www.glsen.org/sites/default/files/2021-04/NSCS19-FullReport-032421-Web\\_0.pdf](https://www.glsen.org/sites/default/files/2021-04/NSCS19-FullReport-032421-Web_0.pdf)





## **URGING THE MAYOR AND BOARD OF SUPERVISORS TO ESTABLISH SAFE SPACES IN SCHOOLS AND MAKE RESOURCES FOR LGBTQ+ STUDENTS MORE ACCESSIBLE**

### **BACKGROUND**

The San Francisco Unified School District's Board of Education approved a counseling program for LGBTQ high school students in May 1990. In September 1990, the Student Support Services Department launched Support Services for Gay Youth.

Within two years, services expanded beyond high schools to serve students, families, and staff at all San Francisco Unified School District sites.

The 1996 School Board Resolution #610-8A6 recognized Support Services for LGBTQ Youth and mandated changes. These changes include expanding curriculum, educational materials, awareness and implementation of the Anti-Slur Policy, and professional development for all staff in LGBTQ youth needs. Transgender staff and students receive additional board support (#5163).

64% of LGBTQ+ respondents to ADL's 2021 Online Hate and Harassment survey were harassed online. LGBTQ+ respondents reported more overall harassment than other demographics for the third year in a row.

In a poll, LGBTQ+ individuals who experienced harassment were asked if they had changed their gender. 79% of "yes" respondents reported online harassment, while 77% reported severe online harassment (physical threats, sustained harassment, stalking, sexual harassment, doxing, or swatting). 52% of "no" respondents reported online harassment, while 36% reported severe harassment (comprising of sexual harassment, stalking, physical threats, swatting, doxing and sustained harassment).

Hateful anti-transgender discourse sometimes occurs in echo chambers, when extreme views and language become common. In this ecosystem of hatred, it's hard to identify who inspires whom, but it's impossible to deny the links between social media rhetoric and policy language. Too many lawmakers use hateful words to legitimate discrimination and justify legislation that hurt vulnerable people.

Over 35 states adopted transgender-targeted laws between January and June 2021.

Most of these measures ban transgender youth from sports or gender-affirming medical care. Other legislation would make it difficult or impossible to modify a birth certificate's sex



designation, compel schools to tell parents and guardians of children' gender identities, or require businesses to post signs if they allow any gender to use any toilet.

Alabama, Arkansas, Florida, Idaho (2020), Mississippi, Montana, Tennessee, and West Virginia have passed laws banning transgender youth from sports. These legislation differ in class level and target transgender girls and women or all adolescents. South Dakota governor Kristi Noem issued two executive orders prohibiting transgender girls from gender-specific sports. Tennessee and Arkansas both ban gender-affirming medical care for transgender minors. The Equality Act will add "sexual orientation and gender identity" to anti-discrimination statutes, protecting against certain of these laws.

Whether or not these legislation pass or withstand judicial challenges, they send the harmful message that people in authority are committed to policing and enforcing a gender binary based on obsolete preconceptions. This is problematic since anti-transgender hate and bigotry are still prevalent and police and civilian violence against transgender and nonbinary individuals—especially transgender persons of color—is rampant. The American Psychiatric Association has linked transgender and nonbinary people's mental health to their discrimination and lack of civil rights.

Young transgender people are especially exposed to this surge of anti-transgender measures. 21% of transgender and nonbinary kids have tried suicide, and 52% have seriously contemplated it, according to the 2020 Trevor Project National Survey on LGBTQ Youth Mental Health. When persons use their chosen names and transgender adolescents have access to gender-affirming hormone treatment, suicide ideation and behavior diminish.

Transgender athletes have not reduced cisgender women's sports participation or performance. Instead, states with transgender-inclusive rules show that females' sports participation may grow.

## **YOUTH COMMISSION INVOLVEMENT**

In the 2015 - 2016 San Francisco Youth Commission Budget and Policy Priorities, the 10th priority was “Implement Efforts to Track LGBTQIQ Youth In City Services and Fund Cultural Competency Training Efforts”, which was “urging for dedicated support to ensure that youth-serving City Departments are undertaking efforts to identify the needs of LGBTQIQ youth, use inclusive intakes, assume best practices, and train staff in accordance with section 12(N) of the admin code”. One of the main recommendations in this priority was to implement Youth Sensitivity Trainings to youth service providers who work or whose work directly affects LGBTQ+ youth.




On May 7th, 2018, the San Francisco Youth Commission voted to support LYRIC in urging the Board of Supervisors

On November 18th, 2019, the San Francisco Youth Commission voted in support for BOS File No. 191031 [Hearing - Sexual Orientation and Gender Identity Data - FY2018-2019], with questions regarding implementing sensitivity training to youth service providers who work or whose work directly affects LGBTQ+ youth.

## RECOMMENDATIONS

The Youth Commission urges the Mayor of San Francisco and Board of Supervisors to:

- 1) **Create safe spaces for people to meet friends and allies and to learn leadership skills:** Creating Safe Spaces in schools, neighborhoods, or after-school activities will assist LGTBQ adolescents in feeling valued and supported.
- 2) **Connect with organizations and form clubs to extend school-based resources for LGBTQ+ youth:** Include discussions on LGBTQ+ role models, gender, and sexual identity in class curriculum and school events.
- 3) **Assess school climate to guide improvement strategies:** utilizing tools like the Gay, Lesbian, and Straight Education Network (GLSEN) school climate survey, teachers and other school employees (e.g., cafeteria workers, bus drivers, security) may build capacity.



## San Francisco LGBTQIA+ Coalition on Safety Funding Request

### Background

LGBTQ+ community centers have recently seen a major increase in threats, vandalism, and harassment. Much of this increase can be directly attributed to an increase in anti-LGBTQ+ laws and political rhetoric, particularly targeting queer youth, being introduced and passed in state legislatures across the United States. 71% of LGBTQ+ community centers have reported threats and/or harassment over the last two years.<sup>147</sup> Threats and harassment specifically targeting youth programs and services have been especially prevalent.

**71%** of centers have experienced hate and/or harassment over the past two years

**56%** of centers reported digital harassments and threats

**54%** of centers reported offline harassment and threats (examples: vandalism, hate mail, etc.)

**38%** of centers reported both online and offline threats and/or harassment

Unfortunately San Francisco LGBTQ+ community organizations have also experienced this increase in threats and harassment. Centers with youth programming and services have been particularly targeted. The LYRIC Center for LGBTQ Youth, which provides youth specific services like community groups and youth advocates, received five bomb threats and numerous instances of online harassment between April and December 2022.<sup>148</sup> LYRIC Executive Director Laura Lala-Chavez told the Youth Commission:

*"Since April, LYRIC has received three bomb threats at its headquarters. It had never fielded one before in its three-decade-long history. We are living in unprecedented times, specifically for*

---

<sup>147</sup> <https://www.mapresearch.org/file/Community-Centers-2022-report-2.pdf> (Pg. 17)

<sup>148</sup> <https://www.sfchronicle.com/politics/article/Elon-Musk-is-leaning-into-transphobia-17649577.php>;  
<https://www.kron4.com/news/bay-area/police-lgbtq-youth-nonprofit-was-evacuated-after-bomb-threat/>;  
<https://www.ebar.com/story.php?315868>



*those of us who are or work with Trans and Non Binary youth. I am deeply committed to keeping our LGBTQQ+ community safe not only as executive director of LYRIC but also in my identity as a trans nonbinary leader of color and resident of San Francisco. We hope that through our work with the LGBTQIA+ Coalition as well as enhancing our coalition citywide, we can begin to create the infrastructure needed to keep our community safe."*

In 2022, with the support of the Office of Transgender Initiatives, these organizations formed the San Francisco LGBTQIA+ Coalition on Safety to effectively coordinate regarding new safety measures and advocate for greater financial support for San Francisco LGBTQ+ organizations. The Coalition includes (but is not limited to): San Francisco Unified School District, Department of Public Health, University of California San Francisco, Human Rights Commission, Office of the Mayor, State Senator Wiener's Office, District 8 Supervisor Mandelman's Office, Dimensions Clinic, Lyon Martin Community Health Services, Huckleberry Youth Services, San Francisco Police Department, and Community Activists Roma Guy and Rev. Megan Rohrer.

The Coalition has requested a grant of \$350,000 from the 2023-2024 Budget for critical safety funding. This funding would be designated to go towards building and improving technical and physical safety infrastructure, implementing safety practices and systems, providing risk reduction efforts to LGBTQ+ organizations, hiring Community Ambassadors to support ongoing safety and risk assessments, hiring Safety Consultants to help the Coalition build a city wide mechanism of support for LGBTQ+ organizations and other institutions experiencing threats, and providing emergency funds, support, and security assistance to organizations under threat or attack due to their work for LGBTQ+ rights.

### **Recommendations**

The Youth Commission urges the Mayor and Board of Supervisors to support and grant the San Francisco LGBTQIA+ Coalition on Safety's critical funding request and that the implementation of these programs be overseen by the Mayor's Office of Housing and Community Development or the Human Rights Commission.

### **Proposed Budget Breakdown (approximations)**

*San Francisco LGBTQIA+ Coalition on Safety*



\$15,000	Physical Security infrastructure for organizations <i>Examples: security systems, public space lighting.</i>
\$40,000	Organizational Site Assessments with Safety Education Consultants and Critical Response Training
\$25,000	Ongoing Community Safety Trainings for LGBTQIA+ Centered Organizations
\$183,200	3 full-time Community Ambassadors
\$30,600	1 part-time LGBTQIA+ Coalition on Safety Coordinator <i>To organize, lead and facilitate safety coalition objectives, deliverables</i>
\$56,400	Emergency Response Fund <i>Provides emergency assistance; security, opportunity, and advocacy rapid response grants to organizations under threat or attack</i>

*The Youth Commission would like to thank the LYRIC Center for LGBTQ Youth for their assistance in the creation of this Budget and Policy Priority.*



**City and County of San Francisco  
YOUTH COMMISSION**

**AGENDA**

**Monday, February 6, 2023  
5:00 p.m.**

**IN-PERSON MEETING  
City Hall, Room 416  
1 Dr. Carlton B. Goodlett Place,  
San Francisco, CA 94102**

**REMOTE ACCESS  
WATCH: ([bit.ly link](#))  
Password: youth**

**Public Comment Call-In  
1 (415) 655-0001 / Meeting ID: #####-###-#### # #  
(press \*3 to enter the speaker line)**

**(There will be public comment taken on each item on this agenda.)**

Youth Commission membership includes:

Emily Nguyen (Chair, D11), Ewan Barker Plummer (Vice Chair, Mayoral), Steven Hum (Legislative Affairs Officer, Mayoral), Raven Shaw (Legislative Affairs Officer, Mayoral), Gabrielle Listana (Communications & Outreach Officer, D6), Astrid Utting (Communications & Outreach Officer, D8), Chloe Wong (D1), Allister Adair (D2), Maureen Loftus (D4), Hayden Miller (D5), Ann Anish (D7), Yoselin Colin (D9), Vanessa Pimentel (D10), Yena Im (Mayoral), Tyron S. Hillman III (Mayoral).

- 1. Call to Order and Roll Call for Attendance**
- 2. Communications**
- 3. Approval of Agenda** (Action Item)
- 4. Approval of Minutes** (Action Item)
  - a. January 17, 2023 ([Packet Materials](#))





**5. Public Comment on matters not on Today's Agenda** (2 minutes per comment)

**6. Presentations**

**a. City and County Budget Process and Mayor's Budget Instructions**

(Discussion Item)

- i. Presenter: Sally Ma, Deputy Budget Director

**7. Legislation Referred**

**a. File No. 230026 - Ordinance - Amending the Planning Code to create the Family Housing Opportunity Special Use District** (Discussion & Possible Action)

- i. Presenter: Mike Farrah, D7 Legislative Aide

**b. File No. 230025 - Ordinance - Amending Code to extend the grace period for additional 120 days to permit applicants to operate under pandemic shared spaces permits** (Discussion & Possible Action)

- i. Presenter: Robin Abad, Director, Shared Spaces

**c. File No. 230056 - Health Code - Overdose Prevention Programs** (Discussion & Possible Action)

- i. Presenter:

**d. File No. 221290 - Hearing - Family and Newcomer Family Homelessness for Students in SFUSD** (Discussion & Possible Action)

- i. Presenter:

**8. Resolutions**

**a. Equitable Access to Open Space Resolutions** (Second Reading & Possible Action)

- i. Presenter: Commissioner Miller

**b. Combating Fentanyl Usage Resolution** (Second Reading & Possible Action)

- i. Presenter: Commissioner Colin

**c. Sexual Harassment and Assault Resolution** (Second Reading & Possible Action)

- i. Commissioners Barker Plummer, Im, Loftus, Colin; Nguyen, Hum, Miller

**d. BART Youth Clipper Resolution** (First Reading & Discussion Item)

- i. Presenter: Commissioner Adair

**e. Vision Zero Resolution** (First Reading & Possible Action)

- i. Presenter: Commissioner Nguyen, Miller, Colin

**9. Budget and Policy Priorities - Review** (Discussion Item)

- a. Presenter: Youth Commission Staff and Commissioners



**10. Roll Call and Introductions** (Discussion Item)

*Roll call for introduction of resolutions, requests for hearings, letters of inquiry, and Commissioners' reports on their Commission related activities.*

- a. Presenters: Commissioner Anish, Commissioner Utting, Commissioner Miller, Commissioner Hum, Commissioner Adair, Commissioner Shaw, Commissioner Nguyen, Commissioner Loftus
- b. Other Legislative Introductions

**11. Committee Reports** (discussion item)

**a. Executive Committee**

- i. Legislative Affairs Officers
- ii. Communication and Outreach Officers
- iii. General Committee Updates
  - 1. Youth Commission Attendance

**b. Housing, Recreation, and Transit Committee**

**c. Civic Engagement and Education Committee**

**d. Transformative Justice Committee**

**e. LGBTQ+ Task Force**

**12. Staff Report** (Discussion Item)

**13. Announcements** (this includes Community Events)

**14. Adjournment**